

1 Threats to seabirds: a global assessment

2
3
4 Authors: Maria P. Dias^{1*}, Rob Martin¹, Elizabeth J. Pearmain¹, Ian J. Burfield¹, Cleo Small², Richard A.
5 Phillips³, Oliver Yates⁴, Ben Lascelles¹, Pablo Garcia Borboroglu⁵, John P. Croxall¹

6 7 8 Affiliations:

9 ¹ - BirdLife International. The David Attenborough Building, Pembroke Street Cambridge CB2 3QZ UK

10 ² - BirdLife International Marine Programme, RSPB, The Lodge, Sandy, SG19 2DL

11 ³ – British Antarctic Survey. Natural Environment Research Council, High Cross, Madingley Road,
12 Cambridge CB3 0ET, UK

13 ⁴ – Centre for the Environment, Fishery and Aquaculture Science, Pakefield Road, Lowestoft, NR33, UK

14 ⁵ - Global Penguin Society, University of Washington and CONICET Argentina. Puerto Madryn U9120,
15 Chubut, Argentina

16 * Corresponding author: Maria Dias, maria.dias@birdlife.org. BirdLife International. The David
17 Attenborough Building, Pembroke Street Cambridge CB2 3QZ UK. Phone: +44 (0)1223 747540

18 19 20 Acknowledgements

21 We are very grateful to Bartek Arendarczyk, Sophie Bennett, Ricky Hibble, Eleanor Miller and Amy
22 Palmer-Newton for assisting with the bibliographic review. We thank Rachael Alderman, Pep Arcos,
23 Jonathon Barrington, Igor Debski, Peter Hodum, Gustavo Jimenez, Jeff Mangel, Ken Morgan, Paul Sagar,
24 Peter Ryan, and other members of the ACAP PaCSWG, and the members of IUCN SSC Penguin Specialist
25 Group (Alejandro Simeone, Andre Chiaradia, Barbara Wienecke, Charles-André Bost, Lauren Waller, Phil
26 Trathan, Philip Seddon, Susie Ellis, Tom Schneider and Dee Boersma) for reviewing threats to selected
27 species. We thank also Andy Symes, Rocio Moreno, Stuart Butchart, Paul Donald, Rory Crawford,
28 Tammy Davies, Ana Carneiro and Tris Allinson for fruitful discussions and helpful comments on earlier
29 versions of the manuscript. This work was supported by the International Climate Initiative (IKI) of the
30 German Federal Ministry for the Environment, Nature Conservation, Building and Nuclear Safety
31 (BMUB), by the Royal Society for the Protection of Birds (RSPB) and by the Cambridge Conservation
32 Initiative (CCI) Collaborative Fund for Conservation.

33

34 **Threats to seabirds: a global assessment**

35

36

37 **Abstract**

38 We present the first objective quantitative assessment of the threats to all 359 species of seabirds,
39 identify the main challenges facing them, and outline priority actions for their conservation. We applied
40 the standardised Threats Classification Scheme developed for the IUCN Red List to objectively assess
41 threats to each species and analysed the data according to global IUCN threat status, taxonomic group,
42 and primary foraging habitat (coastal or pelagic). The top three threats to seabirds in terms of number
43 of species affected and average impact are: invasive alien species, affecting 165 species across all the
44 most threatened groups; bycatch in fisheries, affecting fewer species (100) but with the greatest
45 average impact; and climate change/severe weather, affecting 96 species. In addition to impacting 86%
46 of globally threatened species, these three top threats also affect 81% of the species currently classified
47 as Near Threatened or as Least Concern but declining. Reversing these three threats would benefit two-
48 thirds of all species and c. 380 million individual seabirds (c. 45% of the total global seabird population).
49 Most seabirds (c. 70%), especially globally threatened species, face multiple threats. For albatrosses,
50 petrels and penguins in particular (the three most threatened groups of seabirds), it is essential to
51 tackle both terrestrial and marine threats to reverse declines. As the negative effects of climate change
52 are harder to mitigate, it is vital to compensate by addressing other major threats that often affect the
53 same species, such as invasive alien species and bycatch, for which proven solutions exist.

54

55 **Keywords:** conservation; globally threatened species; human impacts; marine birds.

56

57 1. Introduction

58

59 Seabirds are one of the most threatened groups of birds (Croxall et al., 2012; BirdLife International,
60 2018a). They are also regarded as good indicators of the health of marine ecosystems (Piatt and
61 Sydeman, 2007; Parsons et al., 2008), and have a key role in marine ecosystems, with an overall
62 consumption of biomass of the same order of magnitude as global fisheries landings (Brooke, 2004;
63 Cury et al., 2011). They occur across all oceans, from coastal areas to the high seas, and are easier to
64 study than most other marine animals because they are readily visible at sea and depend on land to
65 breed, allowing for a better understanding of their population trends and of their threats.

66 The latest assessment of the global threat status of seabirds, using the International Union for
67 Conservation of Nature (IUCN) Red List criteria, revealed that 31% of all seabird species are globally
68 threatened (i.e. Critically Endangered, Endangered or Vulnerable; 110 of 359 species), and another 11%
69 (40 species) are Near Threatened (NT) (BirdLife International, 2018b; Figure A1, Appendix 3).
70 Additionally, almost half of all species (47%) have declining population trends (BirdLife International,
71 2018b). Some of the drivers of these declines are threats faced at the colonies, such as invasive alien
72 species (Spatz et al., 2014, 2017), whereas others operate at sea, including incidental mortality
73 (bycatch) in fisheries, and overfishing (Žydelis et al., 2009; Anderson et al., 2011; Grémillet et al., 2018).
74 Most previous reviews of threats to seabirds have focused on the causes of declines of specific groups,
75 e.g. albatrosses (Phillips et al., 2016), petrels (Rodríguez et al., 2019), penguins (Borboroglu and
76 Boersma, 2013; Trathan et al., 2015), or on the impact of a single threat, e.g. longline or gillnet bycatch
77 (Anderson et al., 2011, Žydelis et al., 2009). The only global review to date was based on data up to
78 2010 and focused only on globally threatened seabirds (Croxall et al., 2012). However, to understand
79 the conservation status of this group worldwide, it is important to assess the anthropogenic and natural
80 pressures affecting all species, since many relatively abundant and widespread species of Least Concern
81 on the IUCN Red List are now also in decline (e.g. Little Auk *Alle alle*, Fort et al., 2013; Chinstrap Penguin
82 *Pygoscelis antarcticus*, Korczak-Abshire et al., 2012; Arctic Tern *Sterna paradisaea*, Burnham et al.,
83 2017).

84 We present the results of the first quantitative review of the threats affecting all seabird
85 species globally. We used data from more than 900 publications and a standardised assessment
86 approach (the IUCN Red List Threats Classification Scheme; IUCN, 2012; Salafsky et al., 2008), aiming
87 to: a) identify the main ongoing drivers of population declines of seabirds globally; b) provide the first
88 systematic appraisal of the overall impacts of each threat on multiple species; c) quantify the number of
89 individual seabirds exposed to each threat; and d) highlight some of the challenges and priority actions
90 needed and to improve the conservation status of seabirds.

91

92 2. Materials and Methods

93

94 2.1. Selection and categorisation of species

95 We followed the taxonomy used by BirdLife International for the IUCN Red List (del Hoyo et al., 2014;
96 BirdLife International, 2018b) and considered seabirds to be those species for which a large proportion
97 of the population rely on the marine environment for at least part of the year (Croxall et al., 2012). This
98 criterion was met by 359 extant species (list available at BirdLife International, 2018b and in Appendix
99 1). We grouped species based on taxonomy: albatrosses; large petrels and shearwaters; gadfly petrels
100 (genera *Pterodroma* and *Pseudobulweria*); storm-petrels; other small petrels; penguins; auks; skuas;
101 terns; gulls; frigatebirds and tropicbirds; gannets and boobies; cormorants and pelicans; sea ducks and
102 allies; phalaropes (Appendix 1). We also split species into “pelagic” and “coastal” based on the
103 definition provided by Croxall et al. (2012): “pelagic seabirds” are those that primarily use marine deep
104 water (typically >200 m in depth), or neritic, continental shelf water; and “coastal seabirds” are those
105 that primarily use inshore waters (typically <8 km from the shoreline; see Appendix 1). The global

106 population trend of each species was also used in some analyses (using two categories: declining versus
107 stable/increasing/unknown; BirdLife International, 2018b).

108

109 **2.2. Data sources and threats classification**

110 For the first time, threats were systematically assessed for all 359 seabird species. We undertook a
111 detailed review of the seabird threat data, held by BirdLife International, which are used to support the
112 global status assessment of bird species for the IUCN Red List (BirdLife International, 2018b), and the
113 consistency of threat scoring between species was rigorously checked. We collected data through a
114 combination of expert consultation (in collaboration with the respective seabird IUCN Species Survival
115 Commission (SSC) Specialist Groups) and a comprehensive bibliographic search for studies reporting
116 threats to each seabird species. In a first stage, we consulted summary species accounts published in
117 the Handbook of the Birds of the World Alive (HBW Alive, 2018), supplemented by regional accounts
118 from the Birds of North America (BNA online, 2018), New Zealand Birds Online (NZ Birds Online, 2018)
119 and the Australian Government Species Profile and Threats Database (Department of the Environment
120 and Energy, 2018). Secondly, we conducted searches in Web of Knowledge and Google Scholar, first
121 using the *species name* (scientific name and common name separately) + “threat”, and then using
122 the *species name* and each threat named in the results of the preceding search. For species listed
123 under the Agreement on the Conservation of Albatrosses and Petrels (ACAP), the ACAP Secretariat and
124 relevant working groups reviewed the revised threat codings, and for penguins, the IUCN SSC Penguin
125 Specialist Group performed this role, allowing the incorporation of additional literature and
126 unpublished data. Overall, information from over 900 publications (each referenced to the appropriate
127 species in the factsheets available on the BirdLife Data Zone; BirdLife International, 2018b) was used to
128 revise the ‘threats’ texts that form part of the IUCN Red List factsheets and assessments (BirdLife
129 International, 2018b).

130 Threats were classified using the IUCN Red List Threats Classification Scheme version 3.2
131 (Salafsky et al., 2008; IUCN, 2012). This scheme defines threats as “the proximate human activities or
132 processes that have impacted, are impacting, or may impact the status of the taxon being assessed.
133 Direct threats are synonymous with sources of stress and proximate pressures” (IUCN, 2012). In other
134 words, and in the context of this study, a threat is a human activity or other process that affects the
135 current conservation status of a species by causing a population or range reduction.

136 Each threat was coded initially using the IUCN Red List Threats Classification Scheme, down to
137 Level 3 (the most detailed classification level) where possible (IUCN, 2012). For each threat, we
138 assessed: 1) timing (i.e. ongoing; past but likely to return; past and unlikely to return; future); 2) scope
139 (i.e. the proportion of the total population affected: minority (<50%); majority (50-90%); whole (>90%));
140 and 3) severity (i.e. the rate of population decline caused by the threat within its scope: very rapid;
141 rapid; slow but significant; negligible; causing/could cause fluctuations) (IUCN, 2012 and Table 1). Each
142 threat at the most detailed level can be recorded only once against a species, with the exception of
143 ‘Invasive & other problematic species, genes & diseases’, for which an entry for each problematic
144 species is possible. As one threat can have different timing and severity across the range of a species,
145 the following convention was applied: ‘Ongoing’ threats were prioritised over ‘Future’ threats, which
146 were prioritised over ‘Past’ threats. Hence, a slow, ongoing reduction was coded in preference to a
147 rapid, past reduction. Stresses, which are the mechanism by which a threat directly or indirectly
148 impacts the species, such as species mortality or ecosystem degradation, were also recorded as part of
149 the IUCN threat assessment approach (IUCN, 2012). Further relevant detail beyond that required for
150 the IUCN assessment was also noted when available, in particular the type of fishing gear and the scale
151 of the fishery (small versus large) associated with the impact of bycatch. Overall, this process resulted in
152 the compilation of 1,637 records of threats to 359 seabird species.

153 The IUCN Red List Threats Classification Scheme was developed to be applied across all species
154 of plants, animals and fungi, and thus often lacks resolution when applied to a specific group. For
155 example, bycatch and overfishing, two frequent threats to seabirds (Croxall et al., 2012), are allocated
156 the same threat code under the IUCN scheme (Level 1 = Biological Resource Use, Level 2 = Fishing &

157 harvesting aquatic resources, and Level 3 = Unintentional effects). We therefore refined the threats
158 classification by splitting: 1) “Biological resource use” into: “Bycatch”, “Overfishing”, “Disturbance”,
159 “Hunting/trapping” and “Logging & wood harvesting”; 2) “Invasive and other problematic species,
160 genes & diseases” into “Invasive alien species” and “Diseases”; 3) “Agriculture & aquaculture” into
161 “Agriculture” and “Aquaculture”; and 4) “Light pollution” from “Pollution” (see Appendix 2 for a more
162 detailed explanation). We assumed the same impact score of “bycatch” and “overfishing” for species
163 affected by both (n=34), as it was not possible to distinguish their relative impacts (see above). The final
164 list of threats considered in the analyses (Table A2.1, Appendix 2) was thus a combination of the
165 original IUCN Red List classification of Level 1 threats (IUCN, 2012), modified as indicated above (see
166 also Table A2.2, Appendix 2).

167

168 **2.3. Data analysis**

169 All the analyses (except where noted otherwise) considered only threats that were coded to the timing
170 category “ongoing”, with a known and non-zero scope and severity. We also analysed the threats
171 separately for “pelagic” and “coastal” species, and for specific groups of seabirds (see section 2.1.
172 above). For these latter analyses, we distinguished terrestrial threats (e.g. invasive alien species,
173 disturbance at colonies) from marine threats (e.g. overfishing, bycatch). Climate change/severe
174 weather was considered in a separate category; see Table A2.2, Appendix 2 for more details on threats
175 classified as marine or terrestrial). We estimated the impact of each ongoing threat on each species by
176 multiplying the mean scope (the proportion of the population affected; see Table 1) by the mean
177 severity (Table 1; Garnett et al., 2018), and categorised these into four levels, from “low” to “very high”
178 (Table 1). For threats with multiple coding per species (see above), we used the highest value of impact.
179 We also calculated the overall impact of each threat by summing the impact scores across all species.

180 Finally, we estimated the total number of birds (T) exposed to each threat (i) by summing the
181 product of the global abundance of each species affected by the threat, and the scope of the threat,

$$182 \quad T_i = \sum_{sp=1}^n A_{sp} * S_{i,sp}$$

183 where A=abundance of species *sp*, S=scope of the threat *i* to species *sp*. The global abundance of each
184 species was extracted from the IUCN Red List database (BirdLife International, 2018b) by multiplying
185 the number of mature individuals (available for 95% of the species) by 1.5, to account for the number of
186 non-breeders in the population (Brooke, 2004). In order to address the uncertainty associated with this
187 estimate (given the large range of most estimates of abundance and of the values of scope – see Table
188 1), we applied a bootstrap approach (1,000 repetitions), by selecting random values within the intervals
189 of abundance (i.e. between the minimum and maximum abundance) and scope (i.e. a random value
190 between the minimum and maximum scope for each category – see Table 1) of each species, from
191 which we derived a 95% confidence interval. These analyses were carried out separately for species
192 classified as: 1) globally threatened; 2) Near Threatened and Least Concern with a declining trend and
193 3) Least Concern with a non-declining trend.

194

195 **3. Results**

196

197 **3.1. Threats to all seabird species**

198 Invasive alien species, bycatch, hunting/trapping, climate change/severe weather and disturbance are
199 the ongoing threats affecting most seabird species, with each affecting more than a fifth of all species
200 (Figure 1 and Table 2). Pollution, overfishing and problematic native species also affect many seabird
201 species (more than 50 each; Figure 1). Bycatch, invasive alien species, overfishing and climate
202 change/severe weather are the threats causing highest impacts on average (Figure 1 and Table 2). The
203 impacts of hunting/trapping and disturbance are relatively low by comparison (Figure 1 and Table 2); in
204 contrast, diseases and natural system modifications have high impacts on the few species affected (15
205 and 10 species, respectively; Figure 1). Invasive alien species have the highest overall impact (i.e. the

206 sum of all impacts on all species affected by this threat), followed by bycatch and climate
207 change/severe weather (Table 2).

208 We estimate that more than 170 million individual birds (> 20% of all seabirds) are currently
209 exposed to the individual impacts of bycatch, invasive alien species and climate change/severe weather
210 (Figure 2), and that together more than 380 million (c. 45% of all seabirds) are exposed to at least one
211 of these three threats.

212 Overall, 301 (84%) of the 359 seabird species are impacted by at least one ongoing threat.
213 About 70% of these are affected by at least two threats and 46% by at least three threats (n=301). On
214 average, each seabird species is affected by three ongoing threats (2.85 ± 0.12 , range=1-11, n=301).

215 3.2. Threats to globally threatened species

216 The 110 globally threatened seabird species are largely affected by the same threats highlighted above
217 – invasive alien species, bycatch, climate change/severe weather, hunting/trapping and overfishing
218 (Figure 3 and Table 2; see also Figure A2 in Appendix 3). Problematic native species are also a major
219 threat for globally threatened species, both pelagic and coastal. Disturbance is the threat affecting most
220 coastal species, along with hunting/trapping, although mainly with medium or low impact (Figure 3).

221 3.3. Threats to Near Threatened and declining Least Concern species

222 Invasive alien species, climate change/severe weather, bycatch and hunting/trapping are also the
223 threats affecting the highest number of Near Threatened (NT) and Least Concern (LC) species with a
224 declining trend; each affects >30% of the species in this group (Figure A3 in Appendix 3).

225 The populations of these species comprise nearly half of all individual seabirds in the world
226 (45%-47%); about half of birds exposed to some of the major threats (especially bycatch, climate
227 change/severe weather and invasive alien species) are NT and declining LC (Figure 2); 81% of the
228 species currently NT or LC with declining trends are impacted by at least one of these three threats.

229 3.4. Threats to groups of seabirds

230 The major threats to particular groups of highly threatened species are indicated in Figure 4 (see also
231 Figure A4, Appendix 3, for the percentage of threatened species per group). Albatrosses are particularly
232 affected by bycatch (90% of species). In addition, around half of albatross species (13 of 22) are affected
233 by at least one terrestrial threat, mostly invasive alien species but also diseases, which have a high
234 impact (Table 3), and over one-third are affected by climate change/severe weather.

235 More than 80% of penguin species are affected by climate change/severe weather (a higher
236 proportion than any other seabird group). Marine threats such as overfishing, bycatch and pollution
237 also have large impacts on several species of penguins (Figure 4). The main threats at colonies are
238 invasive alien species, problematic native species and disturbance, albeit with lower estimated impacts
239 on average. Around half of the penguin species suffer medium, high or very high impacts from both
240 marine and terrestrial threats (marine – pollution or overfishing; terrestrial – usually problematic native
241 species; Table 3).

242 Invasive alien species and bycatch are also important threats for large petrels and shearwaters
243 (eight species are affected by both these threats; Table 3), as is light pollution (Figure 4). Cormorants
244 and pelicans are also impacted by a combination of several terrestrial (including invasive alien species
245 and problematic native species) and marine threats (bycatch, overfishing and pollution; Figure 4 and
246 Table 3). In contrast, gadfly petrels and storm-petrels are almost exclusively impacted by terrestrial
247 threats, particularly by invasive alien species (and light pollution in the case of gadfly petrels; Figure 4).

248 3.5. Invasive alien species

249 Rats *Rattus* spp. and cats *Felis catus* are the invasive alien species impacting the highest number of
250 seabird species (more than 100 and 90, respectively; Figure 5). Sixty-three seabird species (38% of those
251 affected by invasive alien species) are impacted by both rats and cats. Mice (*Mus* spp. and *Peromyscus*
252 *maniculatus*) affect a smaller number of species (22, of which 20 are Procellariiformes - albatrosses,
253 large petrels & shearwaters, gadfly petrels, prions and storm-petrels), but often with high severity.

258
259
260
261
262
263
264
265
266
267
268
269
270
271
272
273
274
275
276
277
278
279
280
281
282
283
284
285
286
287
288
289
290
291
292
293
294
295
296
297
298
299
300
301
302
303
304
305
306
307
308

3.6. Bycatch

Large-scale fisheries are causing declines of most species affected by bycatch (> 80), whereas < 40 species are affected by small-scale fisheries; Figure 6). The average impacts (scope and severity) of large and small-scale fisheries are, however, similar (Figure 6). Gillnet fisheries affect more species than longlining and trawl fisheries; these last two gear types have, however, a greater impact in terms of both average severity and scope (Figure 6).

3.7. Climate change and severe weather

Climate change/severe weather impacts seabirds mostly due to habitat shifting and alteration, and temperature extremes (almost 40 species are affected by each of these threats, and with relatively high scope; Figure 7). Storms/flooding impact more than 20 species of seabirds, and with lower scope (Figure 7).

Species impacted by climate change are also affected by three other threats on average (2.99 ± 0.2 ; mean \pm SE), including invasive alien species (52%), bycatch (43%), and c. 30% by each of overfishing, hunting/trapping and/or pollution (Figure A5, Appendix 3). For only 11% of seabird species is climate change/severe weather the only threat.

4. Discussion

This is the first comprehensive analysis to use consistent, objective criteria to assess the threats to all 359 seabird species worldwide. We found that invasive alien species, bycatch and climate change/severe weather are the top three threats to seabirds in terms of the number of species affected (165, 100 and 96, respectively; Figure 1), overall impacts (Table 2), and the estimated total number of individual birds potentially affected (Figure 2). Hunting/trapping and disturbance also affect many species (97 and 73, i.e. 27% and 20%, respectively), but with a low impact on average; conversely, overfishing has a relatively high impact on fewer species (54, i.e. 15%).

A comparison with the threat assessment made in 2010 is possible for globally threatened species (Croxall et al., 2012), despite minor changes in the list of species, and some differences in methods (e.g. checks for consistency in scoring threats across groups were not made in the previous study). Our results confirm the persistence of top threats such as invasive alien species and climate change/severe weather, which still affect a similar number of species (Figure 8). Threats related to fishing have increased since the previous assessment, with bycatch now impacting 50 rather than 40, and overfishing 22 rather than 10 globally threatened species (Figure 8). This is partly due to better understanding of the impacts of gillnet fisheries on seabirds (Žydelis et al., 2009; Crawford et al., 2017), especially coastal species such as sea ducks (Žydelis et al., 2009), including some species which have recently been uplisted to globally threatened (e.g. Long-tailed Duck *Clangula hyemalis*, Horned Grebe *Podiceps auritus*). The relevance of overfishing has also increased, both in pelagic and coastal species (e.g. penguins and cormorants; e.g. Crawford et al., 2015; Trathan et al., 2015). In contrast, the threat from marine pollution has decreased, now affecting 23 rather than 30 globally threatened species. The threat from pollution is largely related to oil spills, a well-known and conspicuous threat to seabirds during the 1970s and 1980s. Oil spill events has decreased greatly in recent decades (Roser, 2018), with a consequent predictable reduction of its impact on seabirds when compared with the situation at the end of the last century (Camphuysen, 1998; Clark, 1984).

The top threats currently affecting globally threatened species largely coincide with those affecting NT and LC species with declining trends (Table 2 and Figures A2 and A3, Appendix 3), which represent one third of all species, and half the total number of individual seabirds. Therefore, tackling the current major problems faced by globally threatened species will also reduce the exposure of hundreds of millions of other (currently non-threatened) seabirds to these threats (Figure 2).

4.1. Major threats on land

309 Our study highlighted that invasive alien species, particularly rats and cats, are the major threat to
310 seabird species globally. Therefore, eradication or control of rodents and cats is the major priority in
311 terms of conservation of seabirds at their colonies (Phillips et al., 2016; Spatz et al., 2017; Holmes et al.,
312 2019; Rodríguez et al., 2019) along with enhanced biosecurity measures to prevent re-invasion or new
313 introductions (particularly for sites in proximity to human habitation) and, if necessary and where
314 feasible, post-eradication restoration to provide habitat suitable for recruiting additional seabirds to
315 now-safe sites (Borrelle et al., 2018). The frequent co-occurrence of rats and cats poses an additional
316 challenge in requiring simultaneous eradication (Zavaleta et al., 2001; Rayner et al., 2007).

317 Hunting/trapping at colonies is the second major threat on land in terms of number of species
318 affected, and the top threat to coastal globally threatened species. This is a well-known issue (Chen et
319 al., 2009; Gaston and Robertson, 2010; Merkel et al., 2014, 2016; Phillips et al., 2016), and needs to be
320 addressed in close collaboration with local communities and authorities. Hunting/trapping can also
321 occur at sea (Bugoni et al., 2008; Alfaro-Shigueto et al., 2016; Frederiksen et al., 2016), although
322 impacts are poorly known (Phillips et al., 2016). Disturbance is also a relevant threat in terms of number
323 of species affected globally, and coastal globally threatened species are particularly affected (Figure 3).
324 Disturbance of seabirds at their colonies can lead to reduced breeding success (Giese, 1996; Bolduc and
325 Guillemette, 2003; Watson et al., 2014) or even to permanent abandonment of the site (Carney and
326 Sydeman, 1999). The increase of ecotourism activities can pose an additional challenge (Palacios et al.,
327 2018), which is nonetheless solvable by implementing the necessary regulations to control the access to
328 important seabird colonies (Ellenberg et al., 2006).

329 Other relevant threats on land are light pollution (affecting mostly gadfly petrels, large
330 petrels/shearwaters and storm-petrels (Rodríguez et al., 2017, 2019), problematic native species
331 (especially for cormorants/pelicans, storm-petrels and penguins) and diseases (affecting mostly
332 albatrosses and penguins). These threats also have some known and implementable solutions, such as
333 avoidance or minimization of light sources (especially during fledging periods in high-risk areas; Gineste
334 et al., 2017; Rodríguez et al., 2017), artificial nests for problematic native species competing for nesting
335 burrows (Bolton et al., 2004), and vaccination against diseases in critical cases (Bourret et al., 2018).

336

337 **4.2. Major threats at sea**

338 We confirmed that bycatch is still a major threat to albatrosses, large petrels/shearwaters and penguins
339 (Trathan et al., 2015; Phillips et al., 2016), and found that large-scale fisheries are driving declines in
340 more than twice as many species as small-scale fisheries (Figure 6). Although the average impacts
341 (scope and severity) of large and small-scale fisheries seem to be similar, impacts from small-scale
342 fisheries are generally less well-known (Lewison et al., 2004; Chuenpagdee et al., 2006; Soykan et al.,
343 2008). Longline and trawl fisheries involve the gear types with greatest impact in terms of both average
344 severity and scope (especially for albatrosses and large petrels/shearwaters; Tuck et al., 2001; Barbraud
345 et al., 2009).

346 Many studies have shown that bycatch in longlining and trawl fisheries can be mitigated
347 effectively with the implementation of operational and technical measures. Depending on the
348 characteristics of the fishery, location, season and associated at-risk seabird species, single measures
349 can be effective, such as discard management or bird-scaring lines on trawl vessels (Bull, 2007; Pierre et
350 al., 2012; Maree et al., 2014; Tamini et al., 2015) and hook-shielding devices in pelagic longline vessels
351 (Sullivan et al., 2018). However, measures used in combination are most effective, such as night setting,
352 bird-scaring lines and weighted branch lines for longline vessels (Brothers et al., 1999; ACAP, 2017a,
353 2017b, 2017c; Domingo et al., 2017; Paterson et al., 2017).

354 Many Regional Fisheries Management Organisations (RFMOs), and some national fisheries
355 bodies in areas with high bycatch rates, have adopted regulations that seek to minimize bycatch
356 (Anderson et al., 2011; Gilman, 2011; Phillips et al., 2016). The challenge, however, is ensuring practical
357 implementation of the measures and compliance with the regulations, which requires industry-specific
358 solutions and support to ensure validity of the measures and avoid cross-taxa effects (Gilman et al.,
359 2005; Melvin et al., 2019). Gillnet fisheries are thought to affect more species (Figure 6), especially
360 diving seabirds such as sea ducks and auks (Žydelis et al., 2009). However, and in contrast with the

361 situation for the fishing gears mentioned above, solutions for gillnet bycatch remain elusive and should
362 be regarded as research priorities (but see Mangel et al., 2018; Melvin et al., 1999).

363 Overfishing is also a top marine threat. It affects fewer species than other top threats, but with
364 considerably greater impact (Figures 1, 2, Table 2). Overfishing is the main cause of decline of 24
365 species (e.g. Bank Cormorant *Phalacrocorax neglectus* and Cape Cormorant *Phalacrocorax capensis*;
366 Crawford et al., 2008, 2015); and is often associated with bycatch (more than 60% of the species
367 impacted by overfishing are also affected by bycatch). Tackling the problem of overfishing may involve
368 the creation of Marine Protected Areas (Hyrenbach et al., 2000; Lascelles et al., 2012), including no-take
369 zones (seasonal or permanent) in some critical cases (Daunt et al., 2008; Pichegru et al., 2010).
370 However, it chiefly requires the effective implementation of ecosystem-based management of forage-
371 fisheries within the context of wider, multi-stakeholder Marine Spatial Planning (Ardron et al., 2008).

372

373 **4.3. Scope and scale of management approaches**

374 Many seabird species are impacted by both marine and terrestrial threats, and a subset of these (72
375 species, including 38 globally threatened species and 20 NT) have at least one marine and one
376 terrestrial threat of medium or higher impact. For example, 27 species are impacted by both invasive
377 alien species and bycatch (particularly albatrosses and large petrels/shearwaters, but also some auks
378 and sea ducks; Table 3). Half of the penguin and auk species face a terrestrial and a marine threat with
379 a medium to very high impact (usually invasive alien species or problematic native species and
380 pollution; Table 3). The co-occurrence of medium or high impact terrestrial and marine threats
381 emphasises the need for “ridge to reef” approaches (Rude et al., 2016; IUCN, 2018), whereby
382 management plans aiming to protect seabird species and their habitats should necessarily include
383 measures to address threats both on land and at sea. The appropriate measures at sea depend on the
384 species and the relevant spatial scales of their foraging ranges: whereas short-ranging species such as
385 cormorants and some penguin species benefit most from site-based forms of protection (e.g. well-
386 managed Marine Protected Areas), wide-ranging species such as albatrosses, petrels and shearwaters
387 will also require measures at the larger scale (even Large Marine Ecosystem; Sherman et al., 2003),
388 particularly in relation to effective fisheries management, notably bycatch regulations (Oppel et al.,
389 2018).

390

391 **4.4. Climate change**

392 Most of the top threats already mentioned (invasive alien species, bycatch, hunting/trapping,
393 disturbance and overfishing) have known and tested solutions, at least in principle and in part. Climate
394 change/severe weather are different in that there is limited prospect of direct mitigation of most of the
395 main known or potential impacts. These include changes in oceanographic processes (resulting in
396 declining in food availability around colonies), increased frequency of extreme weather events,
397 inundation of colonies due to sea level rise or severe rainfall storms, or increased occurrence and
398 virulence of avian pathogens (reviewed by Grémillet and Boulinier, 2009; Barbraud et al., 2012;
399 Sydeman et al., 2012; Phillips et al., 2016). Translocations (and managed retreat) are a possibility in
400 some cases (Deguchi et al., 2014; Miskelly et al., 2009), but challenging to execute for many species,
401 due to the high costs and logistical difficulties.

402 Nevertheless, we show that most species (89%) affected by climate change/severe weather are
403 also affected by other threats (3.37 ± 0.2 threats on average \pm SE), whose impacts are of the same order
404 of magnitude. The most frequent threats co-occurring with climate change/severe weather are invasive
405 alien species, bycatch, overfishing and hunting/trapping (Figure A5, Appendix 3). This emphasises the
406 crucial importance of addressing effectively these other major threats in order to compensate for the
407 negative impacts of climate change.

408

409 **4.5. Emerging threats**

410 The problem of marine plastics, which is global and increasing (Ryan et al., 2009; Kühn et al., 2015), and
411 expected to affect virtually all seabird species in a few decades (Wilcox et al., 2015), is not yet identified
412 as a cause of seabird population declines, with only one report so far of plastics causing a significant

413 impact at this level (Flesh-footed Shearwater *Ardenna carneipes*; Lavers et al., 2014). This threat is
414 predicted to have a higher impact on small, highly pelagic species (such as storm-petrels, prions and
415 auklets; Wilcox et al., 2015; Roman et al., 2019), whose population sizes and demography are mostly
416 unknown, indicating the difficulty in understanding the real impact of plastics at population levels.
417 However, this problem is recent and so a delay would be expected before population impacts become
418 evident for long-lived species, such as most seabirds.

419 The occurrence and virulence of avian pathogens is also likely to increase, especially at high
420 latitudes, due to the enhanced spread of ectoparasites as a consequence of a warmer climate and to
421 increasing human presence at seabird colonies (Grémillet and Boulinier, 2009; Uhart et al., 2018).

422 Offshore wind farming (classified here as “Energy production & mining”) is another fast-
423 growing issue with potential high impacts on seabirds (Furness et al., 2013), but still with limited
424 information regarding the consequences for seabirds at the population level (Green et al., 2016). This
425 threat is expected to affect mostly coastal species such as divers, scoters, terns and shags (Garthe and
426 Hüppop, 2004), especially via displacement (Furness et al., 2013; Cook et al., 2018). However, highly
427 mobile species can also be at particular risk, due to the cumulative impact resultant from multiple
428 windfarms located across the species distributional range (Busch and Garthe, 2018)

429 Finally, we anticipate that in a few decades overfishing may become an even more widespread
430 and serious problem for seabirds, including even the more pelagic species. The number of globally
431 threatened species affected by overfishing has more than doubled since the previous assessment based
432 on data collected up to 2010 (Croxall et al., 2012). Depletion of food resources is already regarded as
433 the major cause of decline of 24 species (Table 2), and pressures on stocks of currently exploited coastal
434 forage-fish species are certain to intensify, to the likely detriment of seabirds (Grémillet et al., 2018). In
435 addition, this problem has the potential to increase with the transition of more fisheries to lower
436 trophic levels (Pauly et al., 1998), especially those targeting mesopelagic species (St. John et al., 2016).
437 Mesopelagic fishes, an important part of the diet of many pelagic seabirds (Watanuki and Thiebot,
438 2018), are the most abundant marine vertebrates (Irigoien et al., 2014) and remain largely unexploited
439 commercially due to the currently low profitability of fishing deep-water species, especially on the high-
440 seas (St. John et al., 2016; Webb et al., 2010). This situation may soon change due to investment in new
441 fishing technologies, along with the increasing demand for these resources from the aquaculture
442 industry (St. John et al., 2016), with potentially serious implications for their current natural consumers
443 (including seabirds).

444

445 **5. Conclusions**

446

447 Our analysis shows that invasive alien species, bycatch and climate change are the top three threats
448 affecting seabirds globally. Together these threats affect two-thirds of seabird species and hundreds of
449 millions of individuals. Hunting/trapping and disturbance affect many species, but with lower impacts,
450 whereas overfishing affects comparatively few species, but with higher impacts. The relative
451 importance of these top threats was largely consistent across different taxonomic groups of seabirds,
452 and when considering only globally threatened species or only NT and declining LC species.

453 Multiple threats often affect the same species; consequently: a) management approaches
454 tackling simultaneously both marine and terrestrial threats are essential to reverse the declining trend
455 of numerous threatened seabird species; b) the negative effects of climate change can be greatly
456 alleviated by addressing other top threats such as invasive alien species and bycatch, for which
457 implementable proven solutions are largely available. However, even for invasive alien species and
458 bycatch, there are substantial challenges to overcome. For invasive alien species, many of the priority
459 eradications (Holmes et al., 2019) for islands uninhabited by humans have been completed. Therefore,
460 the focus will increasingly shift to islands with human populations and to mainland areas, both posing
461 substantial problems in relation to mortality of non-target species and control of invasive alien species
462 (as opposed to rapid eradication), which likely require complex, long-term and costly initiatives, even
463 where inherently feasible (Phillips, 2010; Oppel et al., 2011).

464 Technical solutions to gillnet bycatch have proven hard to develop; in most longline and trawl
465 fisheries compliance with recommended mitigation regulations remains limited (Phillips et al., 2016).
466 Use of remote-recording electronic devices to monitor compliance may be essential to making
467 progress. Seabirds are increasingly impacted by overfishing, especially coastal species. Theoretically,
468 effective ecosystem-based management of marine resources around important seabird colonies can
469 mitigate problems for these particular species, but also requires that effective plans and processes are
470 in place to monitor and enforce compliance. Such potentially effective management systems remain
471 elusive (except at very small scales) anywhere in the world, even within the Economic Exclusive Zones
472 of most developed countries. They are conspicuously absent from the high seas, and radical reform of
473 the RFMOs responsible for such management as does exist is long overdue.

474 Given the continuing deterioration in the conservation status of seabirds, and the increased
475 number and severity of threats confronting them, there is an urgent need to identify and implement
476 practical action to tackle threats to species and sites where feasibility and priority coincide. As seabirds
477 are amongst the best indicators of the status of marine systems, the outlook for the global oceans is not
478 encouraging. However, progress in addressing pollution (Roser, 2018), invasive alien species (Jones et
479 al., 2016) and bycatch (Maree et al., 2014) shows what can be done; effective management of threats
480 in key areas on land and at sea is now the great challenge.

481

482 **Acknowledgements**

483 We are very grateful to Bartek Arendarczyk, Sophie Bennett, Ricky Hibble, Eleanor Miller and Amy
484 Palmer-Newton for assisting with the bibliographic review. We thank Rachael Alderman, Pep Arcos,
485 Jonathon Barrington, Igor Debski, Peter Hodum, Gustavo Jimenez, Jeff Mangel, Ken Morgan, Paul Sagar,
486 Peter Ryan, and other members of the ACAP PaCSWG, and the members of IUCN SSC Penguin Specialist
487 Group (Alejandro Simeone, Andre Chiaradia, Barbara Wienecke, Charles-André Bost, Lauren Waller, Phil
488 Trathan, Philip Seddon, Susie Ellis, Tom Schneider and Dee Boersma) for reviewing threats to selected
489 species. We thank also Andy Symes, Rocio Moreno, Stuart Butchart, Paul Donald, Rory Crawford,
490 Tammy Davies, Ana Carneiro and Tris Allinson for fruitful discussions and helpful comments on earlier
491 versions of the manuscript. This work was supported by the International Climate Initiative (IKI) of the
492 German Federal Ministry for the Environment, Nature Conservation, Building and Nuclear Safety
493 (BMUB), by the Royal Society for the Protection of Birds (RSPB) and by the Cambridge Conservation
494 Initiative (CCI) Collaborative Fund for Conservation.

495

496 **References**

- 497 ACAP, 2017a. ACAP Review and Best Practice Advice for Reducing the Impact of Demersal Longline
498 Fisheries on Seabirds.
- 499 ACAP, 2017b. ACAP Review and Best Practice Advice for Reducing the Impact of Pelagic and Demersal
500 Trawl Fisheries on Seabirds.
- 501 ACAP, 2017c. ACAP Review and Best Practice Advice for Reducing the Impact of Pelagic Longline
502 Fisheries on Seabirds.
- 503 Alfaro-Shigueto, J., Mangel, J., Valenzuela, K., Arias-Schreiber, M., 2016. The intentional harvest of
504 waved albatrosses *Phoebastria irrorata* by small-scale offshore fishermen from Salaverry port,
505 Peru. *Pan-American Journal of Aquatic Sciences* 11, 70–77.
- 506 Anderson, O., Small, C., Croxall, J., Dunn, E., Sullivan, B., Yates, O., Black, A., 2011. Global seabird
507 bycatch in longline fisheries. *Endangered Species Research* 14, 91–106.
508 <https://doi.org/10.3354/esr00347>
- 509 Ardron, J., Gjerde, K., Pullen, S., Tilot, V., 2008. Marine spatial planning in the high seas. *Marine Policy*
510 32, 832–839. <https://doi.org/10.1016/j.marpol.2008.03.018>
- 511 Arnold, J.M., Brault, S., Croxall, J.P., 2006. Albatross Populations In Peril: A Population Trajectory For
512 Black-Browed Albatrosses At South Georgia. *Ecological Applications* 16, 419–432.
513 <https://doi.org/10.1890/03-5340>

514 Barbraud, C., Delord, K., Marteau, C., Weimerskirch, H., 2009. Estimates of population size of white-
515 chinned petrels and grey petrels at Kerguelen Islands and sensitivity to fisheries. *Animal*
516 *Conservation* 12, 258–265. <https://doi.org/10.1111/j.1469-1795.2009.00248.x>

517 Barbraud, C., Rolland, V., Jenouvrier, S., Nevoux, M., Delord, K., Weimerskirch, H., 2012. Effects of
518 climate change and fisheries bycatch on Southern Ocean seabirds: a review. *Marine Ecology*
519 *Progress Series* 454, 285–307. <https://doi.org/10.3354/meps09616>

520 BirdLife International, 2018a. State of the world’s birds: taking the pulse of the planet. BirdLife
521 International, Cambridge, UK.

522 BirdLife International, 2018b. IUCN Red List for birds [WWW Document]. URL <http://www.birdlife.org>
523 (accessed 10.9.18).

524 BNA online, 2018. Explore | Birds of North America Online [WWW Document]. URL
525 <https://birdsna.org/Species-Account/bna/home> (accessed 1.8.19).

526 Bolduc, F., Guillemette, M., 2003. Human disturbance and nesting success of Common Eiders:
527 interaction between visitors and gulls. *Biological Conservation* 110, 77–83.
528 [https://doi.org/10.1016/S0006-3207\(02\)00178-7](https://doi.org/10.1016/S0006-3207(02)00178-7)

529 Bolton, M., Medeiros, R., Hothersall, B., Campos, A., 2004. The use of artificial breeding chambers as a
530 conservation measure for cavity-nesting procellariiform seabirds: a case study of the Madeiran
531 storm petrel (*Oceanodroma castro*). *Biological Conservation* 116, 73–80.
532 [https://doi.org/10.1016/S0006-3207\(03\)00178-2](https://doi.org/10.1016/S0006-3207(03)00178-2)

533 Borrelle, S.B., Boersch-Supan, P.H., Gaskin, C.P., Towns, D.R., 2018. Influences on recovery of seabirds
534 on islands where invasive predators have been eradicated, with a focus on Procellariiformes.
535 *Oryx* 52, 346–358. <https://doi.org/10.1017/S0030605316000880>

536 Bourret, V., Gamble, A., Tornos, J., Jaeger, A., Delord, K., Barbraud, C., Tortosa, P., Kada, S., Thiebot, J.-
537 B., Thibault, E., Gantelet, H., Weimerskirch, H., Garnier, R., Bouludier, T., 2018. Vaccination
538 protects endangered albatross chicks against avian cholera. *Conservation Letters* 11, e12443.
539 <https://doi.org/10.1111/conl.12443>

540 Brooke, M. de L., 2004. The food consumption of the world’s seabirds. *Proc Biol Sci* 271, S246–S248.

541 Brothers, N., Cooper, J., Løkkeborg, S., 1999. The incidental catch of seabirds by longline fisheries:
542 worldwide review and technical guidelines for mitigation (FAO Fisheries Circular No. 937). FAO,
543 Rome.

544 Bugoni, L., Neves, T.S., Leite, N.O., Carvalho, D., Sales, G., Furness, R.W., Stein, C.E., Peppes, F.V.,
545 Giffoni, B.B., Monteiro, D.S., 2008. Potential bycatch of seabirds and turtles in hook-and-line
546 fisheries of the Itaipava Fleet, Brazil. *Fisheries Research* 90, 217–224.
547 <https://doi.org/10.1016/j.fishres.2007.10.013>

548 Bull, L.S., 2007. Reducing seabird bycatch in longline, trawl and gillnet fisheries. *Fish and Fisheries* 8, 31–
549 56. <https://doi.org/10.1111/j.1467-2979.2007.00234.x>

550 Burnham, K.K., Burnham, J.L., Konkel, B.W., Johnson, J.A., 2017. Significant decline observed in Arctic
551 Tern *Sterna paradisaea* population in northwest Greenland. *Seabird* 30, 39–50.

552 Busch, M., Garthe, S., 2018. Looking at the bigger picture: the importance of considering annual cycles
553 in impact assessments illustrated in a migratory seabird species. *ICES J Mar Sci* 75, 690–700.
554 <https://doi.org/10.1093/icesjms/fsx170>

555 Camphuysen, K.J., 1998. Beached bird surveys indicate decline in chronic oil pollution in the North Sea.
556 *Marine Pollution Bulletin* 36, 519–526. [https://doi.org/10.1016/S0025-326X\(98\)80018-0](https://doi.org/10.1016/S0025-326X(98)80018-0)

557 Carney, K.M., Sydeman, W.J., 1999. A Review of Human Disturbance Effects on Nesting Colonial
558 Waterbirds. *Waterbirds: The International Journal of Waterbird Biology* 22, 68–79.
559 <https://doi.org/10.2307/1521995>

560 Chen, S., Chang, S., Liu, Y., Chan, S., Fan, Z., Chen, C., Yen, C., Guo, D., 2009. A small population and
561 severe threats: status of the Critically Endangered Chinese crested tern *Sterna bernsteini*. *Oryx*
562 43, 209–212. <https://doi.org/10.1017/S0030605308001142>

563 Chuenpagdee, R., Liguori, L., Palomares, M.L., Pauly, D., 2006. Bottom-up, global estimates of small-
564 scale marine fisheries catches.

565 Clark, R.B., 1984. Impact of oil pollution on seabirds. *Environmental Pollution Series A, Ecological and*
566 *Biological* 33, 1–22. [https://doi.org/10.1016/0143-1471\(84\)90159-4](https://doi.org/10.1016/0143-1471(84)90159-4)

567 Cook, A.S.C.P., Humphreys, E.M., Bennet, F., Masden, E.A., Burton, N.H.K., 2018. Quantifying avian
568 avoidance of offshore wind turbines: Current evidence and key knowledge gaps. *Marine*
569 *Environmental Research* 140, 278–288. <https://doi.org/10.1016/j.marenvres.2018.06.017>

570 Crawford, R., Ellenberg, U., Frere, E., Hagen, C., Baird, K., Brewin, P., Crofts, S., Glass, J., Mattern, T.,
571 Pompert, J., Ross, K., Kemper, J., Ludynia, K., Sherley, R., Steinfurth, A., Suazo, C., Yorio, P.,
572 Tamini, L., Mangel, J., Bugoni, L., Jiménez Uzcátegui, G., Simeone, A., Luna-Jorquera, G.,
573 Gandini, P., Woehler, E., Pütz, K., Dann, P., Chiaradia, A., Small, C., 2017. Tangled and drowned:
574 a global review of penguin bycatch in fisheries. *Endangered Species Research* 34, 373–396.
575 <https://doi.org/10.3354/esr00869>

576 Crawford, R.J.M., Cockcroft, A.C., Dyer, B.M., Upfold, L., 2008. Divergent trends in bank cormorants
577 *Phalacrocorax neglectus* breeding in South Africa’s Western Cape consistent with a
578 distributional shift of rock lobsters *Jasus lalandii*. *African Journal of Marine Science* 30, 161–
579 166. <https://doi.org/10.2989/AJMS.2008.30.1.16.466>

580 Crawford, R.J.M., Makhado, A.B., Whittington, P.A., Randall, R.M., Oosthuizen, W.H., Waller, L.J., 2015.
581 A changing distribution of seabirds in South Africa—the possible impact of climate and its
582 consequences. *Front. Ecol. Evol.* 3. <https://doi.org/10.3389/fevo.2015.00010>

583 Croxall, J.P., Butchart, S.H.M., Lascelles, B., Stattersfield, A.J., Sullivan, B., Symes, A., Taylor, P., 2012.
584 Seabird conservation status, threats and priority actions: a global assessment. *Bird*
585 *Conservation International* 22, 1–34. <https://doi.org/10.1017/S0959270912000020>

586 Cury, P.M., Boyd, I.L., Bonhommeau, S., Anker-Nilssen, T., Crawford, R.J.M., Furness, R.W., Mills, J.A.,
587 Murphy, E.J., Österblom, H., Paleczny, M., Piatt, J.F., Roux, J.-P., Shannon, L., Sydeman, W.J.,
588 2011. Global Seabird Response to Forage Fish Depletion—One-Third for the Birds. *Science* 334,
589 1703–1706. <https://doi.org/10.1126/science.1212928>

590 Daunt, F., Wanless, S., Greenstreet, S.P.R., Jensen, H., Hamer, K.C., Harris, M.P., 2008. The impact of the
591 sandeel fishery closure on seabird food consumption, distribution, and productivity in the
592 northwestern North Sea. *Can. J. Fish. Aquat. Sci.* 65, 362–381. <https://doi.org/10.1139/f07-164>

593 Deguchi, T., Suryan, R.M., Ozaki, K., Jacobs, J.F., Sato, F., Nakamura, N., Balogh, G.R., 2014.
594 Translocation and hand-rearing of the short-tailed albatross *Phoebastria albatrus*: early
595 indicators of success for species conservation and island restoration. *Oryx* 48, 195–203.
596 <https://doi.org/10.1017/S0030605313000094>

597 del Hoyo, J., Collar, N.J., Christie, D.A., Elliott, A., Fishpool, L.D.C., 2014. *HBW and BirdLife International*
598 *Illustrated Checklist of the Birds of the World. Volume 1: Non-passerines*, Lynx Edicions and
599 *BirdLife International*. ed. Barcelona, Spain and Cambridge, UK, Barcelona, Spain and
600 Cambridge, UK.

601 Department of the Environment and Energy, 2018. *Species Profiles (SPRAT) [WWW Document]*. URL
602 <http://www.environment.gov.au/cgi-bin/sprat/public/sprat.pl> (accessed 1.8.19).

603 Domingo, A., Jiménez, S., Abreu, M., Forselledo, R., Yates, O., 2017. Effectiveness of tori line use to
604 reduce seabird bycatch in pelagic longline fishing. *PLOS ONE* 12, e0184465.
605 <https://doi.org/10.1371/journal.pone.0184465>

606 Ellenberg, U., Mattern, T., Seddon, P.J., Jorquera, G.L., 2006. Physiological and reproductive
607 consequences of human disturbance in Humboldt penguins: The need for species-specific
608 visitor management. *Biological Conservation* 133, 95–106.
609 <https://doi.org/10.1016/j.biocon.2006.05.019>

610 Fort, J., Moe, B., Strøm, H., Grémillet, D., Welcker, J., Schultner, J., Jerstad, K., Johansen, K.L., Phillips,
611 R.A., Mosbech, A., 2013. Multicolony tracking reveals potential threats to little auks wintering in
612 the North Atlantic from marine pollution and shrinking sea ice cover. *Diversity and Distributions*
613 19, 1322–1332. <https://doi.org/10.1111/ddi.12105>

614 Frederiksen, M., Descamps, S., Erikstad, K.E., Gaston, A.J., Gilchrist, H.G., Grémillet, D., Johansen, K.L.,
615 Kolbeinsson, Y., Linnebjerg, J.F., Mallory, M.L., McFarlane Tranquilla, L.A., Merkel, F.R.,
616 Montevecchi, W.A., Mosbech, A., Reiertsen, T.K., Robertson, G.J., Steen, H., Strøm, H.,

617 Thórarinnsson, T.L., 2016. Migration and wintering of a declining seabird, the thick-billed murre
618 *Uria lomvia*, on an ocean basin scale: Conservation implications. *Biological Conservation* 200,
619 26–35. <https://doi.org/10.1016/j.biocon.2016.05.011>

620 Furness, R.W., Wade, H.M., Masden, E.A., 2013. Assessing vulnerability of marine bird populations to
621 offshore wind farms. *Journal of Environmental Management* 119, 56–66.
622 <https://doi.org/10.1016/j.jenvman.2013.01.025>

623 Garnett, S.T., Butchart, S.H.M., Baker, G.B., Bayraktarov, E., Buchanan, K.L., Burbidge, A.A., Chauvenet,
624 A.L.M., Christidis, L., Ehmke, G., Grace, M., Hoccom, D.G., Legge, S.M., Leiper, I., Lindenmayer,
625 D.B., Loyn, R.H., Maron, M., McDonald, P., Menkhorst, P., Possingham, H.P., Radford, J., Reside,
626 A.E., Watson, D.M., Watson, J.E.M., Wintle, B., Woinarski, J.C.Z., Geyle, H.M., 2018. Metrics of
627 progress in the understanding and management of threats to Australian birds. *Conservation*
628 *Biology* 0. <https://doi.org/10.1111/cobi.13220>

629 Garthe, S., Hüppop, O., 2004. Scaling possible adverse effects of marine wind farms on seabirds:
630 developing and applying a vulnerability index. *Journal of Applied Ecology* 41, 724–734.
631 <https://doi.org/10.1111/j.0021-8901.2004.00918.x>

632 Gaston, A.J., Robertson, G.J., 2010. Trends in the harvest of Brünnich’s guillemots *Uria lomvia* in
633 Newfoundland: effects of regulatory changes and winter sea ice conditions. *Wildlife Biology* 16,
634 47–55. <https://doi.org/10.2981/09-020>

635 Giese, M., 1996. Effects of human activity on adielie penguin *Pygoscelis adeliae* breeding success.
636 *Biological Conservation* 75, 157–164. [https://doi.org/10.1016/0006-3207\(95\)00060-7](https://doi.org/10.1016/0006-3207(95)00060-7)

637 Gilman, E., Brothers, N., Kobayashi, D.R., 2005. Principles and approaches to abate seabird by-catch in
638 longline fisheries. *Fish and Fisheries* 6, 35–49. <https://doi.org/10.1111/j.1467-2679.2005.00175.x>

640 Gilman, E.L., 2011. Bycatch governance and best practice mitigation technology in global tuna fisheries.
641 *Marine Policy* 35, 590–609. <https://doi.org/10.1016/j.marpol.2011.01.021>

642 Gineste, B., Souquet, M., Couzi, F.-X., Giloux, Y., Philippe, J.-S., Hoarau, C., Tourmetz, J., Potin, G., Le
643 Corre, M., 2017. Tropical Shearwater population stability at Reunion Island, despite light
644 pollution. *J Ornithol* 158, 385–394. <https://doi.org/10.1007/s10336-016-1396-5>

645 Green, R.E., Langston, R.H.W., McCluskie, A., Sutherland, R., Wilson, J.D., 2016. Lack of sound science in
646 assessing wind farm impacts on seabirds. *Journal of Applied Ecology* 53, 1635–1641.
647 <https://doi.org/10.1111/1365-2664.12731>

648 Grémillet, D., Boulinier, T., 2009. Spatial ecology and conservation of seabirds facing global climate
649 change: a review. *Marine Ecology Progress Series* 391, 121–137.
650 <https://doi.org/10.3354/meps08212>

651 Grémillet, D., Ponchon, A., Paleczny, M., Palomares, M.-L.D., Karpouzi, V., Pauly, D., 2018. Persisting
652 Worldwide Seabird-Fishery Competition Despite Seabird Community Decline. *Current Biology*
653 28, 4009–4013.e2. <https://doi.org/10.1016/j.cub.2018.10.051>

654 HBW Alive, 2018. Handbook of the Birds of the World Alive | HBW Alive [WWW Document]. URL
655 <https://www.hbw.com/> (accessed 1.8.19).

656 Holmes, N.D., Spatz, D.R., Oppel, S., Tershy, B., Croll, D.A., Keitt, B., Genovesi, P., Burfield, I.J., Will, D.J.,
657 Bond, A.L., Wegmann, A., Aguirre-Muñoz, A., Raine, A.F., Knapp, C.R., Hung, C.-H., Wingate, D.,
658 Hagen, E., Méndez-Sánchez, F., Rocamora, G., Yuan, H.-W., Fric, J., Millett, J., Russell, J., Liske-
659 Clark, J., Vidal, E., Jourdan, H., Campbell, K., Springer, K., Swinnerton, K., Gibbons-Decherong, L.,
660 Langrand, O., Brooke, M. de L., McMinn, M., Bunbury, N., Oliveira, N., Sposimo, P., Geraldès, P.,
661 McClelland, P., Hodum, P., Ryan, P.G., Borroto-Páez, R., Pierce, R., Griffiths, R., Fisher, R.N.,
662 Wanless, R., Pasachnik, S.A., Cranwell, S., Micol, T., Butchart, S.H.M., 2019. Globally important
663 islands where eradicating invasive mammals will benefit highly threatened vertebrates. *PLOS*
664 *ONE* 14, e0212128. <https://doi.org/10.1371/journal.pone.0212128>

665 Hyrenbach, K.D., Forney, K.A., Dayton, P.K., 2000. Marine protected areas and ocean basin
666 management. *Aquatic Conservation: Marine and Freshwater Ecosystems* 10, 437–458.
667 [https://doi.org/10.1002/1099-0755\(200011/12\)10:6<437::AID-AQC425>3.0.CO;2-Q](https://doi.org/10.1002/1099-0755(200011/12)10:6<437::AID-AQC425>3.0.CO;2-Q)

668 Irigoien, X., Klevjer, T.A., Røstad, A., Martinez, U., Boyra, G., Acuña, J.L., Bode, A., Echevarria, F.,
669 Gonzalez-Gordillo, J.I., Hernandez-Leon, S., Agusti, S., Aksnes, D.L., Duarte, C.M., Kaartvedt, S.,
670 2014. Large mesopelagic fishes biomass and trophic efficiency in the open ocean. *Nature*
671 *Communications* 5. <https://doi.org/10.1038/ncomms4271>
672 IUCN, 2018. Ridge to Reef [WWW Document]. URL [https://www.iucn.org/theme/water/our-](https://www.iucn.org/theme/water/our-work/current-projects/ridge-reef)
673 [work/current-projects/ridge-reef](https://www.iucn.org/theme/water/our-work/current-projects/ridge-reef) (accessed 9.9.18).
674 IUCN, 2012. Threats Classification Scheme (Version 3.2) [WWW Document]. URL
675 [http://www.iucnredlist.org/technical-documents/classification-schemes/threats-classification-](http://www.iucnredlist.org/technical-documents/classification-schemes/threats-classification-scheme)
676 [scheme](http://www.iucnredlist.org/technical-documents/classification-schemes/threats-classification-scheme). (accessed 10.9.18).
677 Jones, H.P., Holmes, N.D., Butchart, S.H.M., Tershy, B.R., Kappes, P.J., Corkery, I., Aguirre-Muñoz, A.,
678 Armstrong, D.P., Bonnaud, E., Burbidge, A.A., Campbell, K., Courchamp, F., Cowan, P.E.,
679 Cuthbert, R.J., Ebbert, S., Genovesi, P., Howald, G.R., Keitt, B.S., Kress, S.W., Miskelly, C.M.,
680 Oppel, S., Poncet, S., Rauzon, M.J., Rocamora, G., Russell, J.C., Samaniego-Herrera, A., Seddon,
681 P.J., Spatz, D.R., Towns, D.R., Croll, D.A., 2016. Invasive mammal eradication on islands results
682 in substantial conservation gains. *Proc Natl Acad Sci U S A* 113, 4033–4038.
683 <https://doi.org/10.1073/pnas.1521179113>
684 Korczak-Abshire, M., Chwedorzewska, K.J., Wąsowicz, P., Bednarek, P.T., 2012. Genetic structure of
685 declining chinstrap penguin (*Pygoscelis antarcticus*) populations from South Shetland Islands
686 (Antarctica). *Polar Biol* 35, 1681–1689. <https://doi.org/10.1007/s00300-012-1210-7>
687 Kühn, S., Bravo Rebolledo, E.L., van Franeker, J.A., 2015. Deleterious Effects of Litter on Marine Life, in:
688 Bergmann, M., Gutow, L., Klages, M. (Eds.), *Marine Anthropogenic Litter*. Springer International
689 Publishing, Cham, pp. 75–116.
690 Lascelles, B.G., Langham, G.M., Ronconi, R.A., Reid, J.B., 2012. From hotspots to site protection:
691 Identifying Marine Protected Areas for seabirds around the globe. *Biological Conservation*,
692 *Seabirds and Marine Protected Areas planning* 156, 5–14.
693 <https://doi.org/10.1016/j.biocon.2011.12.008>
694 Lavers, J.L., Bond, A.L., Hutton, I., 2014. Plastic ingestion by Flesh-footed Shearwaters (*Puffinus*
695 *carneipes*): Implications for fledgling body condition and the accumulation of plastic-derived
696 chemicals. *Environmental Pollution* 187, 124–129.
697 <https://doi.org/10.1016/j.envpol.2013.12.020>
698 Lewison, R.L., Crowder, L.B., Read, A.J., Freeman, S.A., 2004. Understanding impacts of fisheries bycatch
699 on marine megafauna. *Trends in Ecology & Evolution* 19, 598–604.
700 <https://doi.org/10.1016/j.tree.2004.09.004>
701 Mangel, J.C., Wang, J., Alfaro-Shigueto, J., Pingo, S., Jimenez, A., Carvalho, F., Swimmer, Y., Godley, B.J.,
702 2018. Illuminating gillnets to save seabirds and the potential for multi-taxa bycatch mitigation.
703 *Royal Society Open Science* 5, 180254. <https://doi.org/10.1098/rsos.180254>
704 Maree, B.A., Wanless, R.M., Fairweather, T.P., Sullivan, B.J., Yates, O., 2014. Significant reductions in
705 mortality of threatened seabirds in a South African trawl fishery: Reduced seabird mortality in
706 trawl fishing. *Animal Conservation* 17, 520–529. <https://doi.org/10.1111/acv.12126>
707 Melvin, E.F., Dietrich, K.S., Suryan, R.M., Fitzgerald, S.M., 2019. Lessons from seabird conservation in
708 Alaskan longline fisheries. *Conservation Biology* 0. <https://doi.org/10.1111/cobi.13288>
709 Melvin, E.F., Parrish, J.K., Conquest, L.L., 1999. Novel Tools to Reduce Seabird Bycatch in Coastal Gillnet
710 Fisheries. *Conservation Biology* 13, 1386–1397. [https://doi.org/10.1046/j.1523-](https://doi.org/10.1046/j.1523-1739.1999.98426.x)
711 [1739.1999.98426.x](https://doi.org/10.1046/j.1523-1739.1999.98426.x)
712 Merkel, F., Boertmann, D., Falk, K., Frederiksen, M., Johansen, K., Labansen, A.L., Linnebjerg, J.F.,
713 Mosbech, A., Sonne, C., 2016. Why is the last Thick-billed Murre *Uria lomvia* colony in central
714 West Greenland heading for extinction? *Bird Conservation International* 26, 177–191.
715 <https://doi.org/10.1017/S0959270915000040>
716 Merkel, F., Labansen, A.L., Boertmann, D., Mosbech, A., Egevang, C., Falk, K., Linnebjerg, J.F.,
717 Frederiksen, M., Kampp, K., 2014. Declining trends in the majority of Greenland’s thick-billed
718 murre (*Uria lomvia*) colonies 1981–2011. *Polar Biol* 37, 1061–1071.
719 <https://doi.org/10.1007/s00300-014-1500-3>

720 Miskelly, C.M., Taylor, G.A., Gummer, H., Williams, R., 2009. Translocations of eight species of burrow-
721 nesting seabirds (genera *Pterodroma*, *Pelecanoides*, *Pachyptila* and *Puffinus*: Family
722 Procellariidae). *Biological Conservation* 142, 1965–1980.
723 <https://doi.org/10.1016/j.biocon.2009.03.027>

724 NZ Birds Online, 2018. Home page | New Zealand Birds Online [WWW Document]. URL
725 <http://nzbirdsonline.org.nz/> (accessed 1.8.19).

726 Oppel, S., Beaven, B.M., Bolton, M., Vickery, J., Bodey, T.W., 2011. Eradication of Invasive Mammals on
727 Islands Inhabited by Humans and Domestic Animals: *Mammal Eradications on Inhabited Islands*.
728 *Conservation Biology* 25, 232–240. <https://doi.org/10.1111/j.1523-1739.2010.01601.x>

729 Oppel, S., Bolton, M., Carneiro, A.P.B., Dias, M.P., Green, J.A., Masello, J.F., Phillips, R.A., Owen, E.,
730 Quillfeldt, P., Beard, A., Bertrand, S., Blackburn, J., Boersma, P.D., Borges, A., Broderick, A.C.,
731 Catry, P., Cleasby, I., Clingham, E., Creuwels, J., Crofts, S., Cuthbert, R.J., Dallmeijer, H., Davies,
732 D., Davies, R., Dille, B.J., Dinis, H.A., Dossa, J., Dunn, M.J., Efe, M.A., Fayet, A.L., Figueiredo, L.,
733 Frederico, A.P., Gjerdrum, C., Godley, B.J., Granadeiro, J.P., Guilford, T., Hamer, K.C., Hazin, C.,
734 Hedd, A., Henry, L., Hernández-Montero, M., Hinke, J., Kokubun, N., Leat, E., Tranquilla, L.M.,
735 Metzger, B., Militão, T., Montrond, G., Mullié, W., Padget, O., Pearmain, E.J., Pollet, I.L., Pütz, K.,
736 Quintana, F., Ratcliffe, N., Ronconi, R.A., Ryan, P.G., Saldanha, S., Shoji, A., Sim, J., Small, C.,
737 Soanes, L., Takahashi, A., Trathan, P., Trivelpiece, W., Veen, J., Wakefield, E., Weber, N., Weber,
738 S., Zango, L., Daunt, F., Ito, M., Harris, M.P., Newell, M.A., Wanless, S., González-Solís, J.,
739 Croxall, J., 2018. Spatial scales of marine conservation management for breeding seabirds.
740 *Marine Policy* 98, 37–46. <https://doi.org/10.1016/j.marpol.2018.08.024>

741 Palacios, M.G., D’Amico, V.L., Bertellotti, M., 2018. Ecotourism effects on health and immunity of
742 Magellanic penguins at two reproductive colonies with disparate touristic regimes and
743 population trends. *Conserv Physiol* 6. <https://doi.org/10.1093/conphys/coy060>

744 Parsons, M., Mitchell, I., Butler, A., Ratcliffe, N., Frederiksen, M., Foster, S., Reid, J.B., 2008. Seabirds as
745 indicators of the marine environment. *ICES J Mar Sci* 65, 1520–1526.
746 <https://doi.org/10.1093/icesjms/fsn155>

747 Paterson, J.R.B., Yates, O., Holtzhausen, H., Reid, T., Shimooshili, K., Yates, S., Sullivan, B.J., Wanless,
748 R.M., 2017. Seabird mortality in the Namibian demersal longline fishery and recommendations
749 for best practice mitigation measures. *Oryx* 1–10. <https://doi.org/10.1017/S0030605317000230>

750 Pauly, D., Christensen, V., Dalsgaard, J., Froese, R., Torres, F., 1998. Fishing Down Marine Food Webs.
751 *Science* 279, 860–863. <https://doi.org/10.1126/science.279.5352.860>

752 Phillips, R.A., 2010. Eradications of invasive mammals from islands: why, where, how and what next?
753 *Emu*, in: http://dx.doi.org/10.1071/MUv110n4_ED_SARAÇA. pp. 1–7.

754 Phillips, R.A., Gales, R., Baker, G.B., Double, M.C., Favero, M., Quintana, F., Tasker, M.L., Weimerskirch,
755 H., Uhart, M., Wolfaardt, A., 2016. The conservation status and priorities for albatrosses and
756 large petrels. *Biological Conservation* 201, 169–183.
757 <https://doi.org/10.1016/j.biocon.2016.06.017>

758 Piatt, I., Sydeman, W., 2007. Seabirds as indicators of marine ecosystems. *Marine Ecology Progress*
759 *Series* 352, 199–204. <https://doi.org/10.3354/meps07070>

760 Pichegru, L., Grémillet, D., Crawford, R.J.M., Ryan, P.G., 2010. Marine no-take zone rapidly benefits
761 endangered penguin. *Biology Letters* 6, 498–501. <https://doi.org/10.1098/rsbl.2009.0913>

762 Pierre, J.P., Abraham, E.R., Richard, Y., Cleal, J., Middleton, D.A.J., 2012. Controlling trawler waste
763 discharge to reduce seabird mortality. *Fisheries Research* 131–133, 30–38.
764 <https://doi.org/10.1016/j.fishres.2012.07.005>

765 Rayner, M.J., Hauber, M.E., Imber, M.J., Stamp, R.K., Clout, M.N., 2007. Spatial heterogeneity of
766 mesopredator release within an oceanic island system. *PNAS* 104, 20862–20865.
767 <https://doi.org/10.1073/pnas.0707414105>

768 Rodríguez, A., Arcos, J.M., Bretagnolle, V., Dias, M.P., Holmes, N.D., Louzao, M., Provencher, J., Raine,
769 A.F., Ramírez, F., Rodríguez, B., Ronconi, R.A., Taylor, R.S., Bonnaud, E., Borrelle, S.B., Cortés, V.,
770 Descamps, S., Friesen, V.L., Genovart, M., Hedd, A., Hodum, P., Humphries, G.R.W., Le Corre,
771 M., Lebarbenchon, C., Martin, R., Melvin, E.F., Montevecchi, W.A., Pinet, P., Pollet, I.L., Ramos,

772 R., Russell, J.C., Ryan, P.G., Sanz-Aguilar, A., Spatz, D.R., Travers, M., Votier, S.C., Wanless, R.M.,
773 Woehler, E., Chiaradia, A., 2019. Future Directions in Conservation Research on Petrels and
774 Shearwaters. *Front. Mar. Sci.* 6. <https://doi.org/10.3389/fmars.2019.00094>

775 Rodríguez, A., Holmes, N.D., Ryan, P.G., Wilson, K.-J., Faulquier, L., Murillo, Y., Raine, A.F., Penniman,
776 J.F., Neves, V., Rodríguez, B., Negro, J.J., Chiaradia, A., Dann, P., Anderson, T., Metzger, B.,
777 Shirai, M., Deppe, L., Wheeler, J., Hodum, P., Gouveia, C., Carmo, V., Carreira, G.P., Delgado-
778 Albuquerque, L., Guerra-Correa, C., Couzi, F.-X., Travers, M., Corre, M.L., 2017. Seabird
779 mortality induced by land-based artificial lights. *Conservation Biology* 31, 986–1001.
780 <https://doi.org/10.1111/cobi.12900>

781 Roman, L., Bell, E., Wilcox, C., Hardesty, B.D., Hindell, M., 2019. Ecological drivers of marine debris
782 ingestion in Procellariiform Seabirds. *Scientific Reports* 9, 916. [https://doi.org/10.1038/s41598-](https://doi.org/10.1038/s41598-018-37324-w)
783 [018-37324-w](https://doi.org/10.1038/s41598-018-37324-w)

784 Roser, M., 2018. Our World in Data - Oil Spills [WWW Document]. URL [https://ourworldindata.org/oil-](https://ourworldindata.org/oil-spills)
785 [spills](https://ourworldindata.org/oil-spills) (accessed 9.9.18).

786 Rude, J., Minks, A., Doheny, B., Tyner, M., Maher, K., Huffard, C., Hidayat, N.I., Grantham, H., 2016.
787 Ridge to reef modelling for use within land–sea planning under data-limited conditions. *Aquatic*
788 *Conservation: Marine and Freshwater Ecosystems* 26, 251–264.
789 <https://doi.org/10.1002/aqc.2548>

790 Ryan, P.G., Moore, C.J., van Franeker, J.A., Moloney, C.L., 2009. Monitoring the abundance of plastic
791 debris in the marine environment. *Philos Trans R Soc Lond B Biol Sci* 364, 1999–2012.
792 <https://doi.org/10.1098/rstb.2008.0207>

793 Salafsky, N., Salzer, D., Stattersfield, A.J., Hilton-Taylor, C., Neugarten, R., Butchart, S.H.M., Collen, B.,
794 Cox, N., Master, L.L., O’connor, S., Wilkie, D., 2008. A Standard Lexicon for Biodiversity
795 Conservation: Unified Classifications of Threats and Actions. *Conservation Biology* 22, 897–911.
796 <https://doi.org/10.1111/j.1523-1739.2008.00937.x>

797 Sherman, K., Ajayi, T., Anang, E., Cury, P., Freon, M.P., Hardman-Mountford, N.J., Ibe, C.A., Koranteng,
798 K.A., McGlade, J., Nauen, C.C., 2003. Suitability of the large marine ecosystem concept.
799 *Fisheries research* 64, 197–204.

800 Soykan, C.U., Moore, J.E., Zydulis, R., Crowder, L.B., Safina, C., Lewison, R.L., 2008. Why study bycatch?
801 An introduction to the Theme Section on fisheries bycatch. *Endangered Species Research* 5, 91–
802 102. <https://doi.org/10.3354/esr00175>

803 Spatz, D.R., Holmes, N.D., Reguero, B.G., Butchart, S.H.M., Tershy, B.R., Croll, D.A., 2017. Managing
804 Invasive Mammals to Conserve Globally Threatened Seabirds in a Changing Climate:
805 Threatened seabird conservation on islands. *Conservation Letters* 10, 736–747.
806 <https://doi.org/10.1111/conl.12373>

807 Spatz, D.R., Newton, K.M., Heinz, R., Tershy, B., Holmes, N.D., Butchart, S.H.M., Croll, D.A., 2014. The
808 Biogeography of Globally Threatened Seabirds and Island Conservation Opportunities: Seabird
809 Conservation Opportunities. *Conservation Biology* 28, 1282–1290.
810 <https://doi.org/10.1111/cobi.12279>

811 St. John, M.A., Borja, A., Chust, G., Heath, M., Grigorov, I., Mariani, P., Martin, A.P., Santos, R.S., 2016. A
812 Dark Hole in Our Understanding of Marine Ecosystems and Their Services: Perspectives from
813 the Mesopelagic Community. *Front. Mar. Sci.* 3. <https://doi.org/10.3389/fmars.2016.00031>

814 Sullivan, B.J., Kibel, B., Kibel, P., Yates, O., Potts, J.M., Ingham, B., Domingo, A., Gianuca, D., Jiménez, S.,
815 Lebepe, B., Maree, B.A., Neves, T., Peppes, F., Rasehlomi, T., Silva-Costa, A., Wanless, R.M.,
816 2018. At-sea trialling of the Hookpod: a “one-stop” mitigation solution for seabird bycatch in
817 pelagic longline fisheries. *Animal Conservation* 21, 159–167. <https://doi.org/10.1111/acv.12388>

818 Sydeman, W., Thompson, S., Kitaysky, A., 2012. Seabirds and climate change: roadmap for the future.
819 *Marine Ecology Progress Series* 454, 107–117. <https://doi.org/10.3354/meps09806>

820 Tamini, L.L., Chavez, L.N., Góngora, M.E., Yates, O., Rabuffetti, F.L., Sullivan, B., 2015. Estimating
821 mortality of black-browed albatross (*Thalassarche melanophris*, Temminck, 1828) and other
822 seabirds in the Argentinean factory trawl fleet and the use of bird-scaring lines as a mitigation
823 measure. *Polar Biol* 38, 1867–1879. <https://doi.org/10.1007/s00300-015-1747-3>

824 Trathan, P.N., Borboroglu, P.G., Boersma, D., Bost, C.-A., Crawford, R.J.M., Crossin, G.T., Cuthbert, R.J.,
825 Dann, P., Davis, L.S., De La Puente, S., Ellenberg, U., Lynch, H.J., Mattern, T., Pütz, K., Seddon,
826 P.J., Trivelpiece, W., Wienecke, B., 2015. Pollution, habitat loss, fishing, and climate change as
827 critical threats to penguins: Primary Threats to Penguins. *Conservation Biology* 29, 31–41.
828 <https://doi.org/10.1111/cobi.12349>

829 Tuck, G.N., Polacheck, T., Croxall, J.P., Weimerskirch, H., 2001. Modelling the impact of fishery by-
830 catches on albatross populations. *Journal of Applied Ecology* 38, 1182–1196.
831 <https://doi.org/10.1046/j.0021-8901.2001.00661.x>

832 Uhart, M.M., Gallo, L., Quintana, F., 2018. Review of diseases (pathogen isolation, direct recovery and
833 antibodies) in albatrosses and large petrels worldwide. *Bird Conservation International* 28, 169–
834 196. <https://doi.org/10.1017/S0959270916000629>

835 Watanuki, Y., Thiebot, J.-B., 2018. Factors affecting the importance of myctophids in the diet of the
836 world’s seabirds. *Mar Biol* 165, 79. <https://doi.org/10.1007/s00227-018-3334-y>

837 Watson, H., Bolton, M., Monaghan, P., 2014. Out of sight but not out of harm’s way: Human
838 disturbance reduces reproductive success of a cavity-nesting seabird. *Biol Conserv* 174, 127–
839 133. <https://doi.org/10.1016/j.biocon.2014.03.020>

840 Webb, T.J., Berghe, E.V., O’Dor, R., 2010. Biodiversity’s Big Wet Secret: The Global Distribution of
841 Marine Biological Records Reveals Chronic Under-Exploration of the Deep Pelagic Ocean. *PLOS*
842 *ONE* 5, e10223. <https://doi.org/10.1371/journal.pone.0010223>

843 Wilcox, C., Van Sebille, E., Hardesty, B.D., 2015. Threat of plastic pollution to seabirds is global,
844 pervasive, and increasing. *Proceedings of the National Academy of Sciences* 112, 11899–11904.
845 <https://doi.org/10.1073/pnas.1502108112>

846 Zavaleta, E.S., Hobbs, R.J., Mooney, H.A., 2001. Viewing invasive species removal in a whole-ecosystem
847 context. *Trends in Ecology & Evolution* 16, 454–459. [https://doi.org/10.1016/S0169-5347\(01\)02194-2](https://doi.org/10.1016/S0169-5347(01)02194-2)

848

849 Žydelis, R., Bellebaum, J., Österblom, H., Vetemaa, M., Schirmeister, B., Stipniece, A., Dagys, M., van
850 Eerden, M., Garthe, S., 2009. Bycatch in gillnet fisheries – An overlooked threat to waterbird
851 populations. *Biological Conservation* 142, 1269–1281.
852 <https://doi.org/10.1016/j.biocon.2009.02.025>

853

854

855 **Tables**

856

857 Table 1: System for scoring impact of threats (from Garnett et al., 2018). Values within parentheses
 858 represent the percentage of the total population affected (scope) and the known or likely rate of
 859 population decline caused by the threat over three generations (severity). Impact values are the
 860 average of the product of the extremes of scope and severity in each interval
 861 (mean[min(scope)*min(severity)/100, max(scope)*max(severity)/100])

Scope/Severity	Very Rapid Declines (>30%)	Rapid Declines [20-30%]	Slow but Significant Declines or Causing/Could cause fluctuations [5-20%]	Negligible Declines (<5%)
	63	23.5	11.8	2.9
Whole (>90%)	Very high	High	Medium	Low
	51.6	17.9	9.7	2.4
Majority [50-90%]	Very high	High	Medium	Low
	24.9	7.4	4.8	1.2
Minority (<50%)	High	Medium	Medium	Low

862

863

864 Table 2: Summary of the top threats (impacting more than 20% of the species or having an high overall impact) affecting: all seabird species; only globally
 865 threatened species; only Near Threatened (NT) species and Least Concern (LC) species with declining trends. N species: number of species affected; N species
 866 main threat: number of species for which the threat is the main cause of decline (i.e. highest impact); Mean impact (\pm SE): mean impact on the species affected
 867 by the threat; Overall impact: sum of the impact scores across all species. Threats are listed in descending order of the overall impact on all species.

Threats	All species (n=359)				Globally threatened species (n=110)			NT and LC species (declining) (n=119)		
	N species	N species main threat ¹	Mean impact	Overall impact	N species	Mean impact	Overall impact	N species	Mean impact	Overall impact
Invasive alien species	165	107	8.6 \pm 0.8	1419.29	73	12.14 \pm 1.64	885.89	62	6.12 \pm 0.61	379.36
Bycatch	100	70	9.05 \pm 0.97	904.66	50	11.78 \pm 1.77	589.00	36	6.68 \pm 0.75	240.62
Climate change/severe weather	96	63	8.07 \pm 0.47	774.92	37	9.88 \pm 0.80	365.53	43	7.44 \pm 0.67	319.89
Overfishing	54	24 ²	8.49 \pm 1.25	458.25	22	11.89 \pm 2.81	261.49	19	6.79 \pm 0.83	129.09
Hunting/trapping	97	38	4.05 \pm 0.6	392.71	27	6.05 \pm 1.98	163.37	35	4.03 \pm 0.50	141.18
Disturbance	73	25	3.40 \pm 0.36	248.31	26	4.23 \pm 0.63	110.09	28	3.37 \pm 0.57	94.36

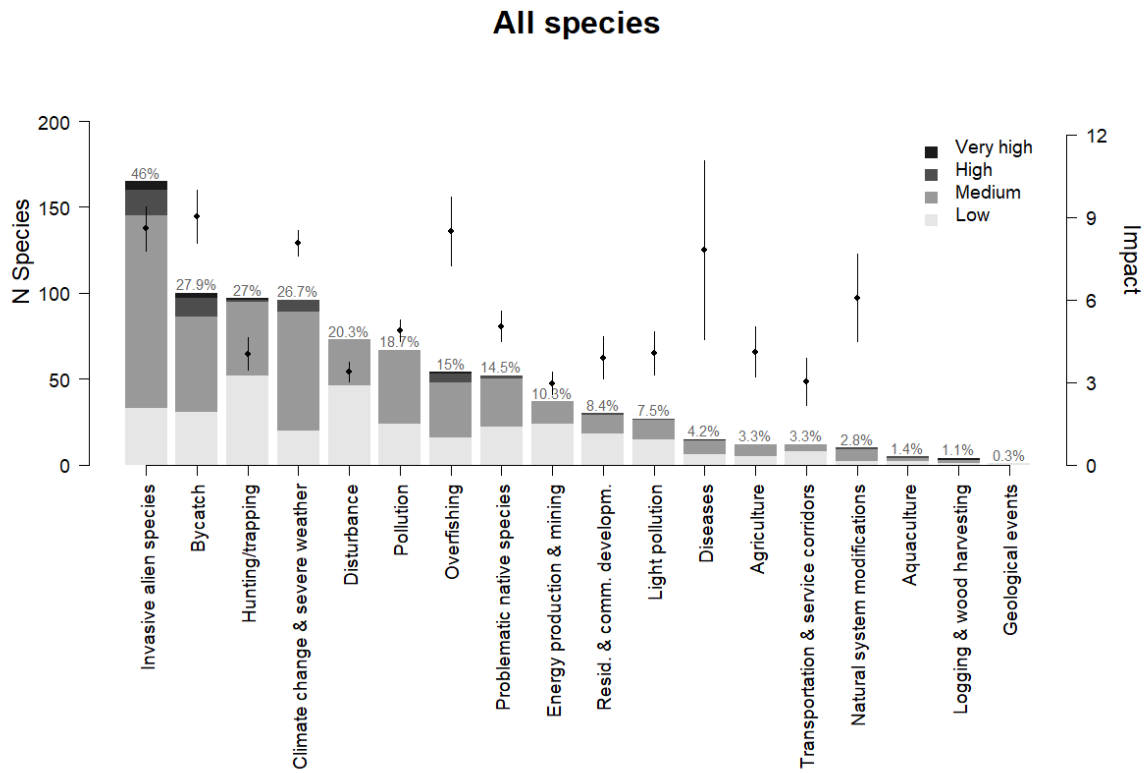
868 ¹ – Some species can have more than one threat as the main cause of decline; 2 – Excluding species for which overfishing and bycatch are both indicated as the
 869 major threat

870 Table 3: Seabird groups affected by both terrestrial and marine threats (excluding the ones related
 871 to the climate change; see methods) with medium, high or very high impact*, and most frequent
 872 interactions (only shown are those affecting >2 species).

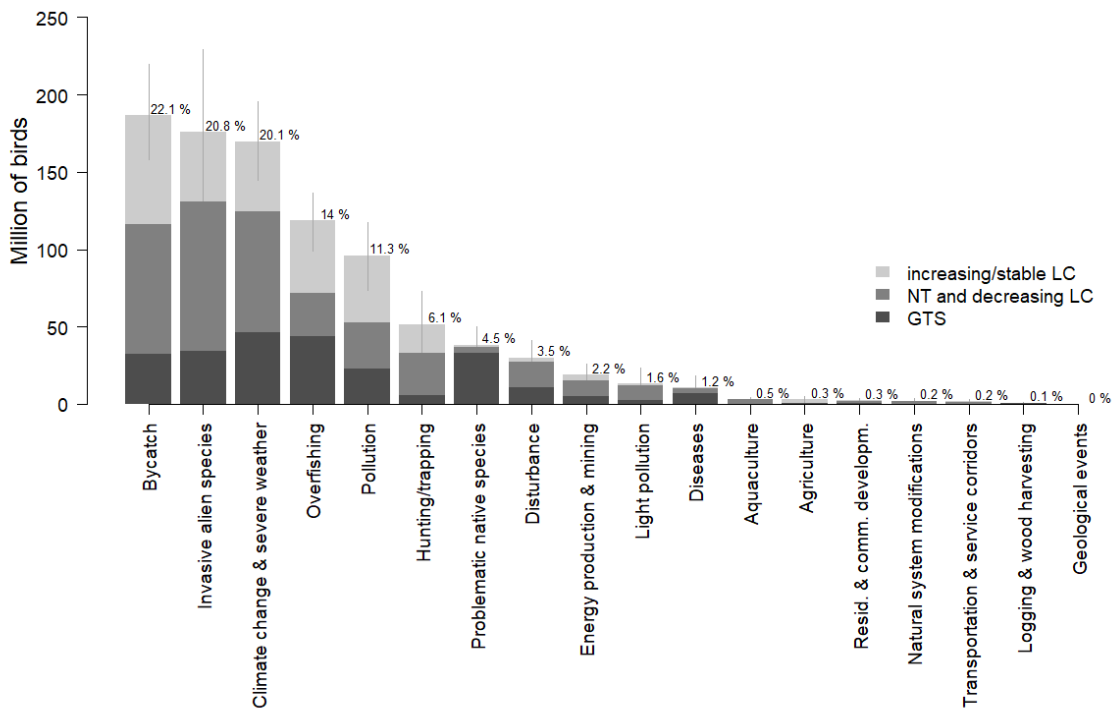
Group	N species with terrestrial and marine threats	Most frequent interactions terrestrial - marine	Number of species affected
Albatrosses	13 (59%)	Invasive alien species - Bycatch Diseases - Bycatch	10 3
Penguins	9 (50%)	Problematic native species - Pollution Invasive alien species - Pollution Problematic native species - Overfishing Hunting/trapping - Pollution	4 3 3 3
Auks	11 (46%)	Invasive alien species - Pollution Invasive alien species - Bycatch Disturbance - Pollution	6 3 3
Large petrels and shearwaters	13 (34%)	Invasive alien species - Bycatch Invasive alien species - Overfishing	8 3
Sea ducks and allies	10 (33%)	Hunting/trapping - Pollution Hunting/trapping - Bycatch Invasive alien species - Bycatch	7 4 3
Cormorants and pelicans	6 (18%)	Problematic native species - Overfishing	3

873 * only included groups with at least five species with at least one terrestrial and one marine threat

874 **Figures**
 875

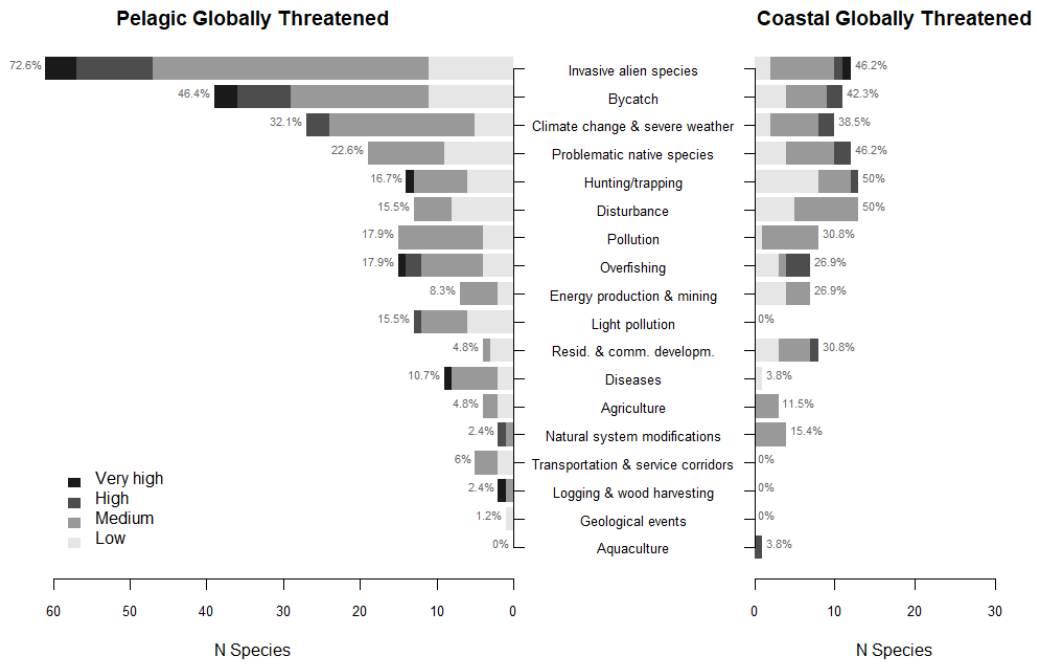


876
 877 Figure 1: Ongoing threats to all seabird species (ordered by the number of species affected). Left y
 878 axis: total number of species affected; Right y axis: average impact \pm SE. Values atop bars indicate
 879 the percentage of species affected (n=359).
 880
 881



883
 884 Figure 2: Estimated total number of seabirds exposed to each threat. Error bars represent the 95%
 885 confidence intervals (see methods). Values atop bars indicate percentage of total number of
 886 seabirds affected.

888

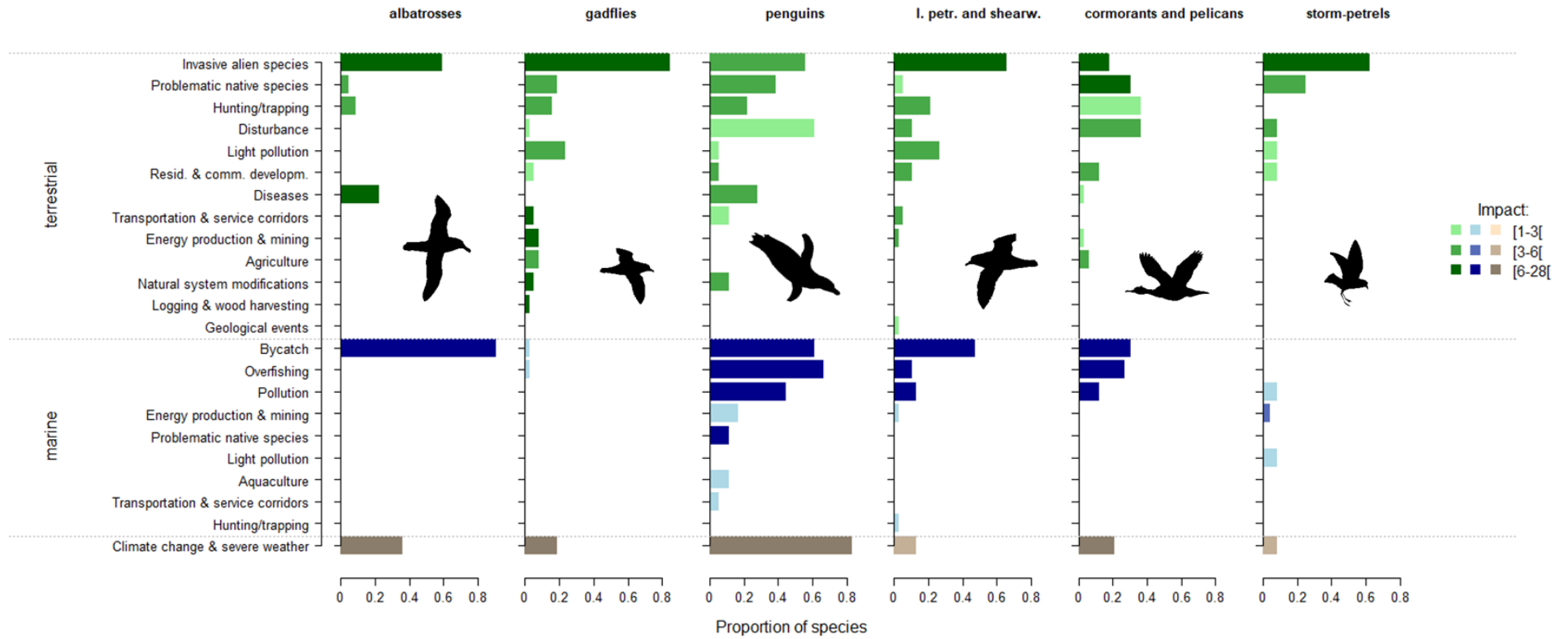


889

890 Figure 3: Ongoing threats to pelagic (n=84) and coastal (n=26) globally threatened seabirds; values
 891 atop bars indicate percentage of species affected.

892

893

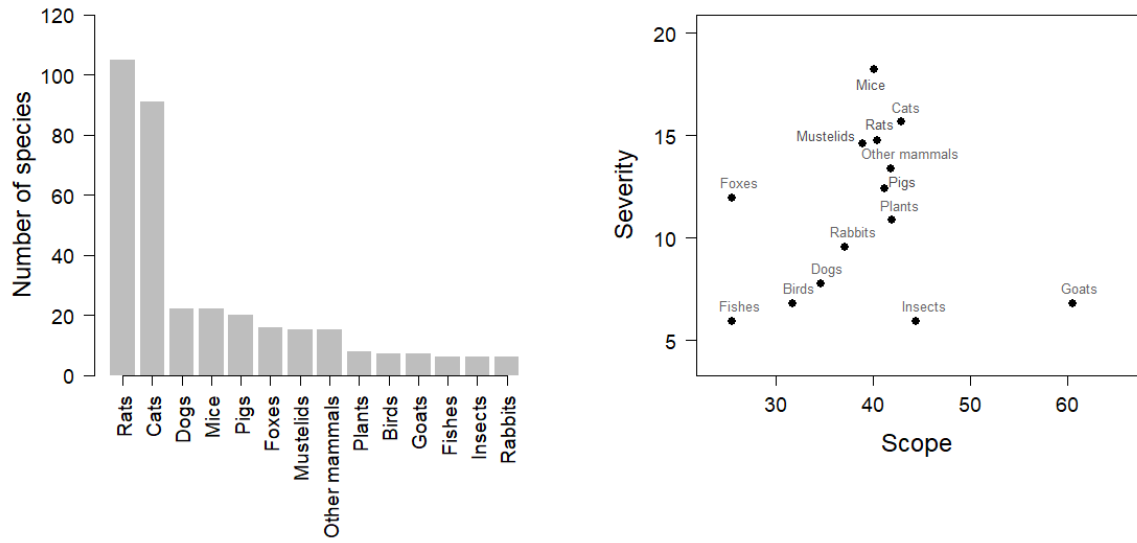


895

896

897

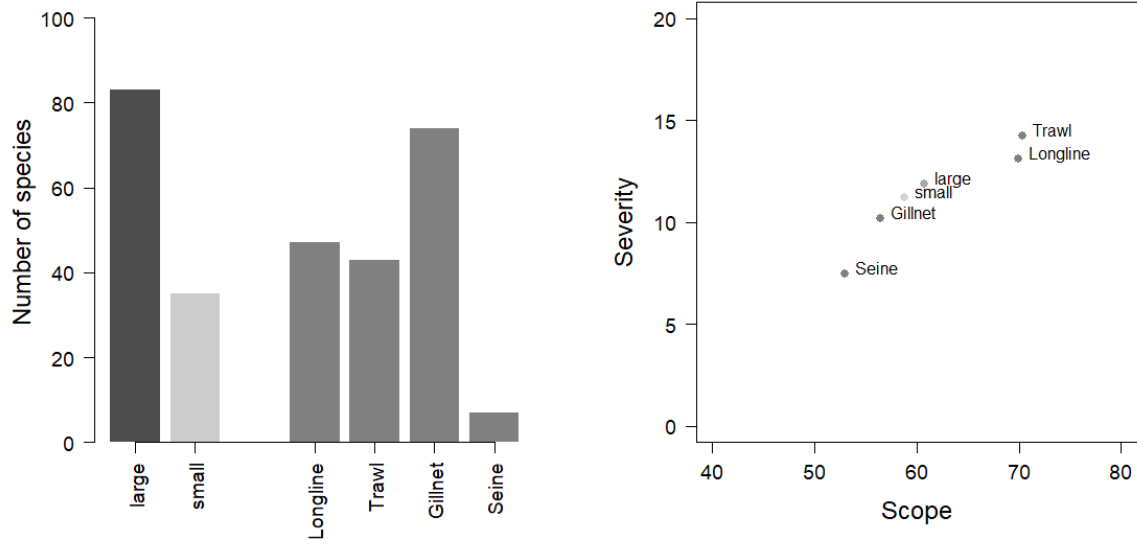
Figure 4: Main threats (split into marine and terrestrial) by group of seabird species (only groups with more than 30% of species classified as globally threatened are shown; see also Figure A4 in Appendix 3). In column headings, *l. petr. and shearw.* = large petrels and shearwaters.



898

899 Figure 5: Left panel: number of seabird species affected by different invasive alien species. Right
 900 panel: mean scope and severity of different invasive alien species. Only invasive alien species
 901 affecting more than 5 seabird species are represented.

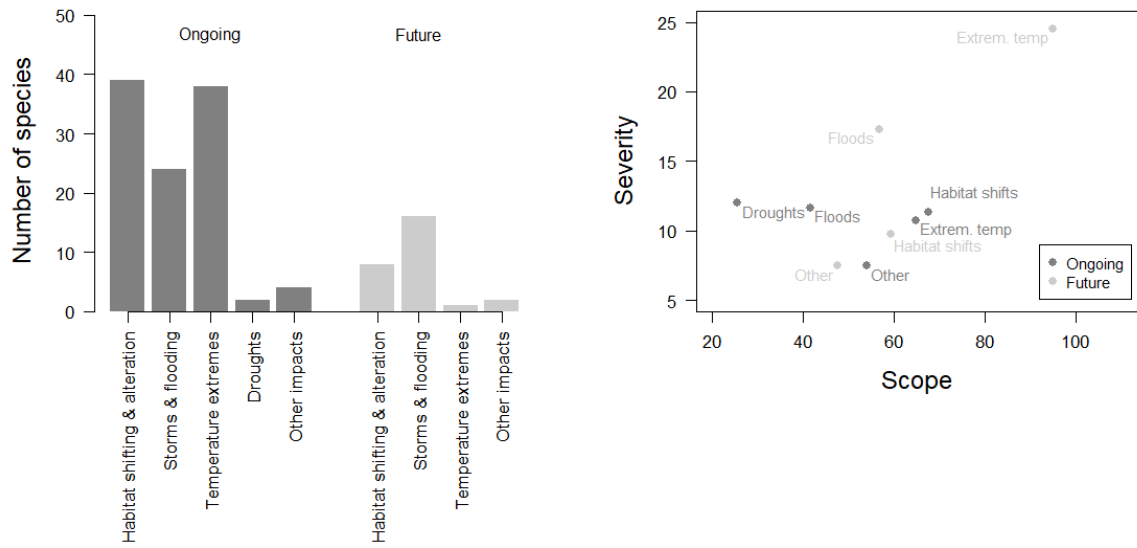
902



903

904 Figure 6: Left panel: Number of seabird species affected by fisheries (large vs small and different
 905 gear types). Right panel: mean scope and severity of large- and small-scale fisheries and of different
 906 fishing gear types.

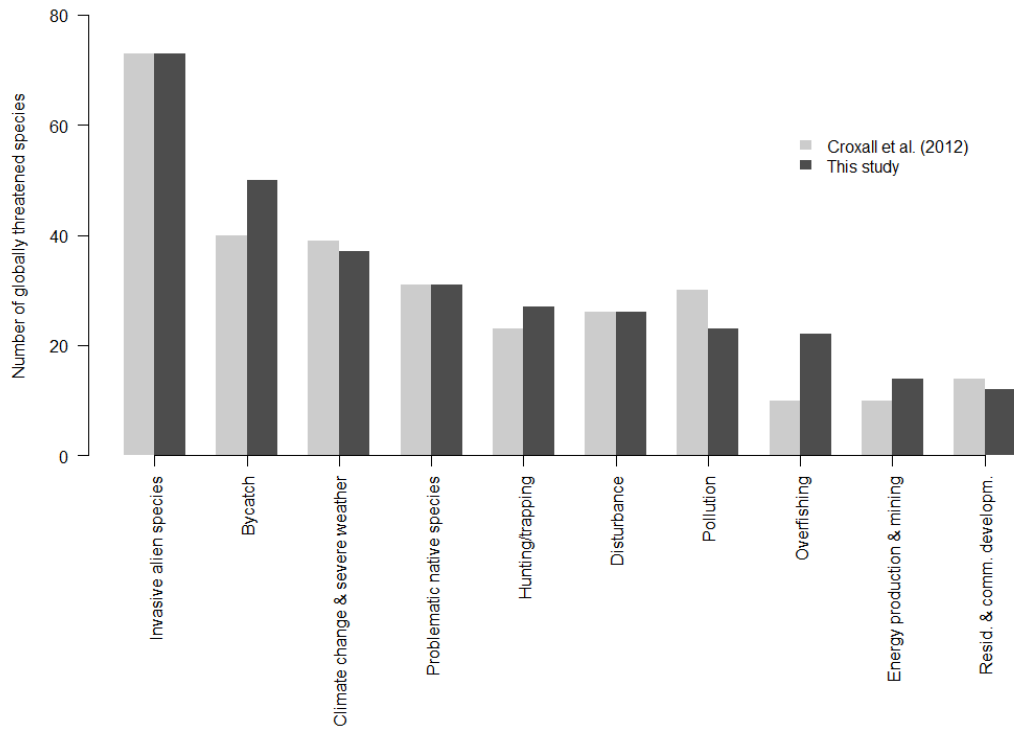
907



908

909 Figure 7: Left panel: Number of seabird species affected by different “level-2 threats” coded for the
 910 threat “climate change/severe weather” (see Table A2.2, Appendix 2). Right panel: mean scope and
 911 severity of level 2 threats classified under climate change/severe weather.

912



913

914 Figure 8: Comparison between the number of globally threatened seabird species affected by each
 915 threat as reported by Croxall et al. (2012) and found in this study. Only threats mentioned in both
 916 studies are shown.

917

918 Appendix 1: List of seabird species considered in the analysis

919 The list follows the taxonomy adopted by BirdLife International (2018). 2018 IUCN Red List Category: LC = Least Concern, NT = Near Threatened, VU =
 920 Vulnerable, EN = Endangered, CR = Critically Endangered, CR(PE) = Critically Endangered (Possibly Extinct), DD = Data Deficient. The classification into
 921 Coastal and Pelagic is based on Croxall et al. (2012)

922

Order	Family	Scientific name	Common name	2018 IUCN Red List Category	Pelagic / coastal	Group
Anseriformes	Anatidae	<i>Aythya marila</i>	Greater Scaup	LC	Coastal	sea ducks and allies
Anseriformes	Anatidae	<i>Bucephala clangula</i>	Common Goldeneye	LC	Coastal	sea ducks and allies
Anseriformes	Anatidae	<i>Bucephala islandica</i>	Barrow's Goldeneye	LC	Coastal	sea ducks and allies
Anseriformes	Anatidae	<i>Clangula hyemalis</i>	Long-tailed Duck	VU	Coastal	sea ducks and allies
Anseriformes	Anatidae	<i>Histrionicus histrionicus</i>	Harlequin Duck	LC	Coastal	sea ducks and allies
Anseriformes	Anatidae	<i>Melanitta americana</i>	Black Scoter	NT	Coastal	sea ducks and allies
Anseriformes	Anatidae	<i>Melanitta deglandi</i>	White-winged Scoter	LC	Coastal	sea ducks and allies
Anseriformes	Anatidae	<i>Melanitta fusca</i>	Velvet Scoter	VU	Coastal	sea ducks and allies
Anseriformes	Anatidae	<i>Melanitta nigra</i>	Common Scoter	LC	Coastal	sea ducks and allies
Anseriformes	Anatidae	<i>Melanitta perspicillata</i>	Surf Scoter	LC	Coastal	sea ducks and allies
Anseriformes	Anatidae	<i>Melanitta stejnegeri</i>	Siberian Scoter	LC	Coastal	sea ducks and allies
Anseriformes	Anatidae	<i>Mergus merganser</i>	Goosander	LC	Coastal	sea ducks and allies
Anseriformes	Anatidae	<i>Mergus serrator</i>	Red-breasted Merganser	LC	Coastal	sea ducks and allies
Anseriformes	Anatidae	<i>Polysticta stelleri</i>	Steller's Eider	VU	Coastal	sea ducks and allies
Anseriformes	Anatidae	<i>Somateria fischeri</i>	Spectacled Eider	NT	Coastal	sea ducks and allies
Anseriformes	Anatidae	<i>Somateria mollissima</i>	Common Eider	NT	Coastal	sea ducks and allies
Anseriformes	Anatidae	<i>Somateria spectabilis</i>	King Eider	LC	Coastal	sea ducks and allies
Anseriformes	Anatidae	<i>Tachyeres brachypterus</i>	Falkland Steamerduck	LC	Coastal	sea ducks and allies
Anseriformes	Anatidae	<i>Tachyeres leucocephalus</i>	White-headed Steamerduck	VU	Coastal	sea ducks and allies
Anseriformes	Anatidae	<i>Tachyeres patachonicus</i>	Flying Steamerduck	LC	Coastal	sea ducks and allies
Anseriformes	Anatidae	<i>Tachyeres pteneres</i>	Magellanic Steamerduck	LC	Coastal	sea ducks and allies

Order	Family	Scientific name	Common name	2018 IUCN Red List Category	Pelagic / coastal	Group
Charadriiformes	Alcidae	<i>Aethia cristatella</i>	Crested Auklet	LC	Pelagic	auks
Charadriiformes	Alcidae	<i>Aethia psittacula</i>	Parakeet Auklet	LC	Pelagic	auks
Charadriiformes	Alcidae	<i>Aethia pusilla</i>	Least Auklet	LC	Pelagic	auks
Charadriiformes	Alcidae	<i>Aethia pygmaea</i>	Whiskered Auklet	LC	Pelagic	auks
Charadriiformes	Alcidae	<i>Alca torda</i>	Razorbill	NT	Pelagic	auks
Charadriiformes	Alcidae	<i>Alle alle</i>	Little Auk	LC	Pelagic	auks
Charadriiformes	Alcidae	<i>Brachyramphus brevirostris</i>	Kittlitz's Murrelet	NT	Pelagic	auks
Charadriiformes	Alcidae	<i>Brachyramphus marmoratus</i>	Marbled Murrelet	EN	Pelagic	auks
Charadriiformes	Alcidae	<i>Brachyramphus perdix</i>	Long-billed Murrelet	NT	Pelagic	auks
Charadriiformes	Alcidae	<i>Cephus carbo</i>	Spectacled Guillemot	LC	Pelagic	auks
Charadriiformes	Alcidae	<i>Cephus columba</i>	Pigeon Guillemot	LC	Pelagic	auks
Charadriiformes	Alcidae	<i>Cephus grylle</i>	Black Guillemot	LC	Pelagic	auks
Charadriiformes	Alcidae	<i>Cerorhinca monocerata</i>	Rhinoceros Auklet	LC	Pelagic	auks
Charadriiformes	Alcidae	<i>Fratercula arctica</i>	Atlantic Puffin	VU	Pelagic	auks
Charadriiformes	Alcidae	<i>Fratercula cirrhata</i>	Tufted Puffin	LC	Pelagic	auks
Charadriiformes	Alcidae	<i>Fratercula corniculata</i>	Horned Puffin	LC	Pelagic	auks
Charadriiformes	Alcidae	<i>Ptychoramphus aleuticus</i>	Cassin's Auklet	NT	Pelagic	auks
Charadriiformes	Alcidae	<i>Synthliboramphus antiquus</i>	Ancient Murrelet	LC	Pelagic	auks
Charadriiformes	Alcidae	<i>Synthliboramphus craveri</i>	Craveri's Murrelet	VU	Pelagic	auks
Charadriiformes	Alcidae	<i>Synthliboramphus hypoleucus</i>	Guadalupe Murrelet	EN	Pelagic	auks
Charadriiformes	Alcidae	<i>Synthliboramphus scrippsi</i>	Scripps's Murrelet	VU	Pelagic	auks
Charadriiformes	Alcidae	<i>Synthliboramphus wumizusume</i>	Japanese Murrelet	VU	Pelagic	auks
Charadriiformes	Alcidae	<i>Uria aalge</i>	Common Murre	LC	Pelagic	auks
Charadriiformes	Alcidae	<i>Uria lomvia</i>	Thick-billed Murre	LC	Pelagic	auks
Charadriiformes	Laridae	<i>Creagrus furcatus</i>	Swallow-tailed Gull	LC	Coastal	gulls
Charadriiformes	Laridae	<i>Hydrocoloeus minutus</i>	Little Gull	LC	Coastal	gulls
Charadriiformes	Laridae	<i>Larus argentatus</i>	European Herring Gull	LC	Coastal	gulls
Charadriiformes	Laridae	<i>Larus atlanticus</i>	Olog's Gull	NT	Coastal	gulls

Order	Family	Scientific name	Common name	2018 IUCN Red List Category	Pelagic / coastal	Group
Charadriiformes	Laridae	<i>Larus atricilla</i>	Laughing Gull	LC	Coastal	gulls
Charadriiformes	Laridae	<i>Larus audouinii</i>	Audouin's Gull	LC	Coastal	gulls
Charadriiformes	Laridae	<i>Larus belcheri</i>	Belcher's Gull	LC	Coastal	gulls
Charadriiformes	Laridae	<i>Larus brunnicephalus</i>	Brown-headed Gull	LC	Coastal	gulls
Charadriiformes	Laridae	<i>Larus cachinnans</i>	Caspian Gull	LC	Coastal	gulls
Charadriiformes	Laridae	<i>Larus californicus</i>	California Gull	LC	Coastal	gulls
Charadriiformes	Laridae	<i>Larus canus</i>	Mew Gull	LC	Coastal	gulls
Charadriiformes	Laridae	<i>Larus cirrocephalus</i>	Grey-headed Gull	LC	Coastal	gulls
Charadriiformes	Laridae	<i>Larus crassirostris</i>	Black-tailed Gull	LC	Coastal	gulls
Charadriiformes	Laridae	<i>Larus delawarensis</i>	Ring-billed Gull	LC	Coastal	gulls
Charadriiformes	Laridae	<i>Larus dominicanus</i>	Kelp Gull	LC	Coastal	gulls
Charadriiformes	Laridae	<i>Larus fuliginosus</i>	Lava Gull	VU	Coastal	gulls
Charadriiformes	Laridae	<i>Larus fuscus</i>	Lesser Black-backed Gull	LC	Coastal	gulls
Charadriiformes	Laridae	<i>Larus genei</i>	Slender-billed Gull	LC	Coastal	gulls
Charadriiformes	Laridae	<i>Larus glaucescens</i>	Glaucous-winged Gull	LC	Coastal	gulls
Charadriiformes	Laridae	<i>Larus glaucoides</i>	Iceland Gull	LC	Coastal	gulls
Charadriiformes	Laridae	<i>Larus hartlaubii</i>	Hartlaub's Gull	LC	Coastal	gulls
Charadriiformes	Laridae	<i>Larus heermanni</i>	Heermann's Gull	NT	Coastal	gulls
Charadriiformes	Laridae	<i>Larus hemprichii</i>	Sooty Gull	LC	Coastal	gulls
Charadriiformes	Laridae	<i>Larus hyperboreus</i>	Glaucous Gull	LC	Coastal	gulls
Charadriiformes	Laridae	<i>Larus ichthyæetus</i>	Pallas's Gull	LC	Coastal	gulls
Charadriiformes	Laridae	<i>Larus leucophthalmus</i>	White-eyed Gull	LC	Coastal	gulls
Charadriiformes	Laridae	<i>Larus livens</i>	Yellow-footed Gull	LC	Coastal	gulls
Charadriiformes	Laridae	<i>Larus maculipennis</i>	Brown-hooded Gull	LC	Coastal	gulls
Charadriiformes	Laridae	<i>Larus marinus</i>	Great Black-backed Gull	LC	Coastal	gulls
Charadriiformes	Laridae	<i>Larus melanocephalus</i>	Mediterranean Gull	LC	Coastal	gulls
Charadriiformes	Laridae	<i>Larus michahellis</i>	Yellow-legged Gull	LC	Coastal	gulls
Charadriiformes	Laridae	<i>Larus modestus</i>	Grey Gull	LC	Coastal	gulls

Order	Family	Scientific name	Common name	2018 IUCN Red List Category	Pelagic / coastal	Group
Charadriiformes	Laridae	<i>Larus novaehollandiae</i>	Silver Gull	LC	Coastal	gulls
Charadriiformes	Laridae	<i>Larus occidentalis</i>	Western Gull	LC	Coastal	gulls
Charadriiformes	Laridae	<i>Larus pacificus</i>	Pacific Gull	LC	Coastal	gulls
Charadriiformes	Laridae	<i>Larus philadelphia</i>	Bonaparte's Gull	LC	Coastal	gulls
Charadriiformes	Laridae	<i>Larus pipixcan</i>	Franklin's Gull	LC	Coastal	gulls
Charadriiformes	Laridae	<i>Larus ridibundus</i>	Black-headed Gull	LC	Coastal	gulls
Charadriiformes	Laridae	<i>Larus schistisagus</i>	Slaty-backed Gull	LC	Coastal	gulls
Charadriiformes	Laridae	<i>Larus scoresbii</i>	Dolphin Gull	LC	Coastal	gulls
Charadriiformes	Laridae	<i>Larus smithsonianus</i>	Arctic Herring Gull	LC	Coastal	gulls
Charadriiformes	Laridae	<i>Pagophila eburnea</i>	Ivory Gull	NT	Coastal	gulls
Charadriiformes	Laridae	<i>Rhodostethia rosea</i>	Ross's Gull	LC	Coastal	gulls
Charadriiformes	Laridae	<i>Rissa brevirostris</i>	Red-legged Kittiwake	VU	Coastal	gulls
Charadriiformes	Laridae	<i>Rissa tridactyla</i>	Black-legged Kittiwake	VU	Coastal	gulls
Charadriiformes	Laridae	<i>Saundersilarus saundersi</i>	Saunders's Gull	VU	Coastal	gulls
Charadriiformes	Laridae	<i>Xema sabini</i>	Sabine's Gull	LC	Coastal	gulls
Charadriiformes	Scolopacidae	<i>Phalaropus fulicarius</i>	Red Phalarope	LC	Coastal	phalaropes
Charadriiformes	Scolopacidae	<i>Phalaropus lobatus</i>	Red-necked Phalarope	LC	Coastal	phalaropes
Charadriiformes	Stercorariidae	<i>Catharacta antarctica</i>	Brown Skua	LC	Pelagic	skuas
Charadriiformes	Stercorariidae	<i>Catharacta chilensis</i>	Chilean Skua	LC	Pelagic	skuas
Charadriiformes	Stercorariidae	<i>Catharacta maccormicki</i>	South Polar Skua	LC	Pelagic	skuas
Charadriiformes	Stercorariidae	<i>Catharacta skua</i>	Great Skua	LC	Pelagic	skuas
Charadriiformes	Stercorariidae	<i>Stercorarius longicaudus</i>	Long-tailed Jaeger	LC	Pelagic	skuas
Charadriiformes	Stercorariidae	<i>Stercorarius parasiticus</i>	Arctic Jaeger	LC	Pelagic	skuas
Charadriiformes	Stercorariidae	<i>Stercorarius pomarinus</i>	Pomarine Jaeger	LC	Pelagic	skuas
Charadriiformes	Laridae	<i>Anous minutus</i>	Black Noddy	LC	Coastal	terns
Charadriiformes	Laridae	<i>Anous stolidus</i>	Brown Noddy	LC	Coastal	terns
Charadriiformes	Laridae	<i>Anous tenuirostris</i>	Lesser Noddy	LC	Coastal	terns
Charadriiformes	Laridae	<i>Chlidonias albobristatus</i>	Black-fronted Tern	EN	Coastal	terns

Order	Family	Scientific name	Common name	2018 IUCN Red List Category	Pelagic / coastal	Group
Charadriiformes	Laridae	<i>Chlidonias niger</i>	Black Tern	LC	Coastal	terns
Charadriiformes	Laridae	<i>Gelochelidon macrotarsa</i>	Australian Gull-billed Tern	LC	Coastal	terns
Charadriiformes	Laridae	<i>Gelochelidon nilotica</i>	Common Gull-billed Tern	LC	Coastal	terns
Charadriiformes	Laridae	<i>Gygis alba</i>	Common White Tern	LC	Coastal	terns
Charadriiformes	Laridae	<i>Gygis microrhyncha</i>	Little White Tern	LC	Coastal	terns
Charadriiformes	Laridae	<i>Hydroprogne caspia</i>	Caspian Tern	LC	Coastal	terns
Charadriiformes	Laridae	<i>Larosterna inca</i>	Inca Tern	NT	Coastal	terns
Charadriiformes	Laridae	<i>Onychoprion aleuticus</i>	Aleutian Tern	VU	Coastal	terns
Charadriiformes	Laridae	<i>Onychoprion anaethetus</i>	Bridled Tern	LC	Coastal	terns
Charadriiformes	Laridae	<i>Onychoprion fuscatus</i>	Sooty Tern	LC	Coastal	terns
Charadriiformes	Laridae	<i>Onychoprion lunatus</i>	Grey-backed Tern	LC	Coastal	terns
Charadriiformes	Laridae	<i>Anous albivitta</i>	Grey Noddy	LC	Coastal	terns
Charadriiformes	Laridae	<i>Anous cerulea</i>	Blue Noddy	LC	Coastal	terns
Charadriiformes	Laridae	<i>Sterna dougallii</i>	Roseate Tern	LC	Coastal	terns
Charadriiformes	Laridae	<i>Sterna forsteri</i>	Forster's Tern	LC	Coastal	terns
Charadriiformes	Laridae	<i>Sterna hirundinacea</i>	South American Tern	LC	Coastal	terns
Charadriiformes	Laridae	<i>Sterna hirundo</i>	Common Tern	LC	Coastal	terns
Charadriiformes	Laridae	<i>Sterna paradisaea</i>	Arctic Tern	LC	Coastal	terns
Charadriiformes	Laridae	<i>Sterna repressa</i>	White-cheeked Tern	LC	Coastal	terns
Charadriiformes	Laridae	<i>Sterna striata</i>	White-fronted Tern	NT	Coastal	terns
Charadriiformes	Laridae	<i>Sterna sumatrana</i>	Black-naped Tern	LC	Coastal	terns
Charadriiformes	Laridae	<i>Sterna trudeaui</i>	Snowy-crowned Tern	LC	Coastal	terns
Charadriiformes	Laridae	<i>Sterna virgata</i>	Kerguelen Tern	NT	Coastal	terns
Charadriiformes	Laridae	<i>Sterna vittata</i>	Antarctic Tern	LC	Coastal	terns
Charadriiformes	Laridae	<i>Sternula albifrons</i>	Little Tern	LC	Coastal	terns
Charadriiformes	Laridae	<i>Sternula antillarum</i>	Least Tern	LC	Coastal	terns
Charadriiformes	Laridae	<i>Sternula balaenarum</i>	Damara Tern	VU	Coastal	terns
Charadriiformes	Laridae	<i>Sternula lorata</i>	Peruvian Tern	EN	Coastal	terns

Order	Family	Scientific name	Common name	2018 IUCN Red List Category	Pelagic / coastal	Group
Charadriiformes	Laridae	<i>Sternula nereis</i>	Fairy Tern	VU	Coastal	terns
Charadriiformes	Laridae	<i>Sternula saundersi</i>	Saunders's Tern	LC	Coastal	terns
Charadriiformes	Laridae	<i>Thalasseus bengalensis</i>	Lesser Crested Tern	LC	Coastal	terns
Charadriiformes	Laridae	<i>Thalasseus bergii</i>	Greater Crested Tern	LC	Coastal	terns
Charadriiformes	Laridae	<i>Thalasseus bernsteini</i>	Chinese Crested Tern	CR	Coastal	terns
Charadriiformes	Laridae	<i>Thalasseus elegans</i>	Elegant Tern	NT	Coastal	terns
Charadriiformes	Laridae	<i>Thalasseus maximus</i>	Royal Tern	LC	Coastal	terns
Charadriiformes	Laridae	<i>Thalasseus sandvicensis</i>	Sandwich Tern	LC	Coastal	terns
Gaviiformes	Gaviidae	<i>Gavia adamsii</i>	Yellow-billed Loon	NT	Coastal	sea ducks and allies
Gaviiformes	Gaviidae	<i>Gavia arctica</i>	Arctic Loon	LC	Coastal	sea ducks and allies
Gaviiformes	Gaviidae	<i>Gavia immer</i>	Common Loon	LC	Coastal	sea ducks and allies
Gaviiformes	Gaviidae	<i>Gavia pacifica</i>	Pacific Loon	LC	Coastal	sea ducks and allies
Gaviiformes	Gaviidae	<i>Gavia stellata</i>	Red-throated Loon	LC	Coastal	sea ducks and allies
Pelecaniformes	Pelecanidae	<i>Pelecanus occidentalis</i>	Brown Pelican	LC	Coastal	cormorants and pelicans
Pelecaniformes	Pelecanidae	<i>Pelecanus onocrotalus</i>	Great White Pelican	LC	Coastal	cormorants and pelicans
Pelecaniformes	Pelecanidae	<i>Pelecanus thagus</i>	Peruvian Pelican	NT	Pelagic	cormorants and pelicans
Phaethontiformes	Phaethontidae	<i>Phaethon aethereus</i>	Red-billed Tropicbird	LC	Pelagic	frigatebirds and tropicbirds
Phaethontiformes	Phaethontidae	<i>Phaethon lepturus</i>	White-tailed Tropicbird	LC	Pelagic	frigatebirds and tropicbirds
Phaethontiformes	Phaethontidae	<i>Phaethon rubricauda</i>	Red-tailed Tropicbird	LC	Pelagic	frigatebirds and tropicbirds
Podicipediformes	Podicipedidae	<i>Podiceps auritus</i>	Horned Grebe	VU	Coastal	sea ducks and allies
Podicipediformes	Podicipedidae	<i>Podiceps cristatus</i>	Great Crested Grebe	LC	Coastal	sea ducks and allies
Podicipediformes	Podicipedidae	<i>Podiceps grisegena</i>	Red-necked Grebe	LC	Coastal	sea ducks and allies
Podicipediformes	Podicipedidae	<i>Podiceps nigricollis</i>	Black-necked Grebe	LC	Coastal	sea ducks and allies
Procellariiformes	Diomedidae	<i>Diomedea amsterdamensis</i>	Amsterdam Albatross	EN	Pelagic	albatrosses
Procellariiformes	Diomedidae	<i>Diomedea antipodensis</i>	Antipodean Albatross	EN	Pelagic	albatrosses
Procellariiformes	Diomedidae	<i>Diomedea dabbenena</i>	Tristan Albatross	CR	Pelagic	albatrosses
Procellariiformes	Diomedidae	<i>Diomedea epomophora</i>	Southern Royal Albatross	VU	Pelagic	albatrosses
Procellariiformes	Diomedidae	<i>Diomedea exulans</i>	Wandering Albatross	VU	Pelagic	albatrosses

Order	Family	Scientific name	Common name	2018 IUCN Red List Category	Pelagic / coastal	Group
Procellariiformes	Diomedidae	<i>Diomedea sanfordi</i>	Northern Royal Albatross	EN	Pelagic	albatrosses
Procellariiformes	Diomedidae	<i>Phoebastria albatrus</i>	Short-tailed Albatross	VU	Pelagic	albatrosses
Procellariiformes	Diomedidae	<i>Phoebastria immutabilis</i>	Laysan Albatross	NT	Pelagic	albatrosses
Procellariiformes	Diomedidae	<i>Phoebastria irrorata</i>	Waved Albatross	CR	Pelagic	albatrosses
Procellariiformes	Diomedidae	<i>Phoebastria nigripes</i>	Black-footed Albatross	NT	Pelagic	albatrosses
Procellariiformes	Diomedidae	<i>Phoebetria fusca</i>	Sooty Albatross	EN	Pelagic	albatrosses
Procellariiformes	Diomedidae	<i>Phoebetria palpebrata</i>	Light-mantled Albatross	NT	Pelagic	albatrosses
Procellariiformes	Diomedidae	<i>Thalassarche bulleri</i>	Buller's Albatross	NT	Pelagic	albatrosses
Procellariiformes	Diomedidae	<i>Thalassarche carteri</i>	Indian Yellow-nosed Albatross	EN	Pelagic	albatrosses
Procellariiformes	Diomedidae	<i>Thalassarche cauta</i>	Shy Albatross	NT	Pelagic	albatrosses
Procellariiformes	Diomedidae	<i>Thalassarche chlororhynchos</i>	Atlantic Yellow-nosed Albatross	EN	Pelagic	albatrosses
Procellariiformes	Diomedidae	<i>Thalassarche chrysostoma</i>	Grey-headed Albatross	EN	Pelagic	albatrosses
Procellariiformes	Diomedidae	<i>Thalassarche eremita</i>	Chatham Albatross	VU	Pelagic	albatrosses
Procellariiformes	Diomedidae	<i>Thalassarche impavida</i>	Campbell Albatross	VU	Pelagic	albatrosses
Procellariiformes	Diomedidae	<i>Thalassarche melanophris</i>	Black-browed Albatross	LC	Pelagic	albatrosses
Procellariiformes	Diomedidae	<i>Thalassarche salvini</i>	Salvin's Albatross	VU	Pelagic	albatrosses
Procellariiformes	Diomedidae	<i>Thalassarche steadi</i>	White-capped Albatross	NT	Pelagic	albatrosses
Procellariiformes	Procellariidae	<i>Pseudobulweria aterrima</i>	Mascarene Petrel	CR	Pelagic	gadflies
Procellariiformes	Procellariidae	<i>Pseudobulweria becki</i>	Beck's Petrel	CR	Pelagic	gadflies
Procellariiformes	Procellariidae	<i>Pseudobulweria macgillivrayi</i>	Fiji Petrel	CR	Pelagic	gadflies
Procellariiformes	Procellariidae	<i>Pseudobulweria rostrata</i>	Tahiti Petrel	NT	Pelagic	gadflies
Procellariiformes	Procellariidae	<i>Pterodroma alba</i>	Phoenix Petrel	EN	Pelagic	gadflies
Procellariiformes	Procellariidae	<i>Pterodroma arminjoniana</i>	Trindade Petrel	VU	Pelagic	gadflies
Procellariiformes	Procellariidae	<i>Pterodroma atrata</i>	Henderson Petrel	EN	Pelagic	gadflies
Procellariiformes	Procellariidae	<i>Pterodroma axillaris</i>	Chatham Petrel	VU	Pelagic	gadflies
Procellariiformes	Procellariidae	<i>Pterodroma baraui</i>	Barau's Petrel	EN	Pelagic	gadflies
Procellariiformes	Procellariidae	<i>Pterodroma brevipes</i>	Collared Petrel	VU	Pelagic	gadflies
Procellariiformes	Procellariidae	<i>Pterodroma cahow</i>	Bermuda Petrel	EN	Pelagic	gadflies

Order	Family	Scientific name	Common name	2018 IUCN Red List Category	Pelagic / coastal	Group
Procellariiformes	Procellariidae	<i>Pterodroma caribbaea</i>	Jamaican Petrel	CR(PE)	Pelagic	gadflies
Procellariiformes	Procellariidae	<i>Pterodroma cervicalis</i>	White-necked Petrel	VU	Pelagic	gadflies
Procellariiformes	Procellariidae	<i>Pterodroma cookii</i>	Cook's Petrel	VU	Pelagic	gadflies
Procellariiformes	Procellariidae	<i>Pterodroma defilippiana</i>	Masatierra Petrel	VU	Pelagic	gadflies
Procellariiformes	Procellariidae	<i>Pterodroma deserta</i>	Desertas Petrel	VU	Pelagic	gadflies
Procellariiformes	Procellariidae	<i>Pterodroma externa</i>	Juan Fernandez Petrel	VU	Pelagic	gadflies
Procellariiformes	Procellariidae	<i>Pterodroma feae</i>	Cape Verde Petrel	NT	Pelagic	gadflies
Procellariiformes	Procellariidae	<i>Pterodroma gouldi</i>	Grey-faced Petrel	LC	Pelagic	gadflies
Procellariiformes	Procellariidae	<i>Pterodroma hasitata</i>	Black-capped Petrel	EN	Pelagic	gadflies
Procellariiformes	Procellariidae	<i>Pterodroma heraldica</i>	Herald Petrel	LC	Pelagic	gadflies
Procellariiformes	Procellariidae	<i>Pterodroma hypoleuca</i>	Bonin Petrel	LC	Pelagic	gadflies
Procellariiformes	Procellariidae	<i>Pterodroma incerta</i>	Atlantic Petrel	EN	Pelagic	gadflies
Procellariiformes	Procellariidae	<i>Pterodroma inexpectata</i>	Mottled Petrel	NT	Pelagic	gadflies
Procellariiformes	Procellariidae	<i>Pterodroma lessonii</i>	White-headed Petrel	LC	Pelagic	gadflies
Procellariiformes	Procellariidae	<i>Pterodroma leucoptera</i>	White-winged Petrel	VU	Pelagic	gadflies
Procellariiformes	Procellariidae	<i>Pterodroma longirostris</i>	Stejneger's Petrel	VU	Pelagic	gadflies
Procellariiformes	Procellariidae	<i>Pterodroma macroptera</i>	Great-winged Petrel	LC	Pelagic	gadflies
Procellariiformes	Procellariidae	<i>Pterodroma madeira</i>	Zino's Petrel	EN	Pelagic	gadflies
Procellariiformes	Procellariidae	<i>Pterodroma magentae</i>	Magenta Petrel	CR	Pelagic	gadflies
Procellariiformes	Procellariidae	<i>Pterodroma mollis</i>	Soft-plumaged Petrel	LC	Pelagic	gadflies
Procellariiformes	Procellariidae	<i>Pterodroma neglecta</i>	Kermadec Petrel	LC	Pelagic	gadflies
Procellariiformes	Procellariidae	<i>Pterodroma nigripennis</i>	Black-winged Petrel	LC	Pelagic	gadflies
Procellariiformes	Procellariidae	<i>Pterodroma phaeopygia</i>	Galapagos Petrel	CR	Pelagic	gadflies
Procellariiformes	Procellariidae	<i>Pterodroma pycrofti</i>	Pycroft's Petrel	VU	Pelagic	gadflies
Procellariiformes	Procellariidae	<i>Pterodroma sandwichensis</i>	Hawaiian Petrel	EN	Pelagic	gadflies
Procellariiformes	Procellariidae	<i>Pterodroma solandri</i>	Providence Petrel	VU	Pelagic	gadflies
Procellariiformes	Procellariidae	<i>Pterodroma ultima</i>	Murphy's Petrel	NT	Pelagic	gadflies
Procellariiformes	Procellariidae	<i>Ardenna bulleri</i>	Buller's Shearwater	VU	Pelagic	large petrels and shearwaters

Order	Family	Scientific name	Common name	2018 IUCN Red List Category	Pelagic / coastal	Group
Procellariiformes	Procellariidae	<i>Ardenna carneipes</i>	Flesh-footed Shearwater	NT	Pelagic	large petrels and shearwaters
Procellariiformes	Procellariidae	<i>Ardenna creatopus</i>	Pink-footed Shearwater	VU	Pelagic	large petrels and shearwaters
Procellariiformes	Procellariidae	<i>Ardenna gravis</i>	Great Shearwater	LC	Pelagic	large petrels and shearwaters
Procellariiformes	Procellariidae	<i>Ardenna grisea</i>	Sooty Shearwater	NT	Pelagic	large petrels and shearwaters
Procellariiformes	Procellariidae	<i>Ardenna pacifica</i>	Wedge-tailed Shearwater	LC	Pelagic	large petrels and shearwaters
Procellariiformes	Procellariidae	<i>Ardenna tenuirostris</i>	Short-tailed Shearwater	LC	Pelagic	large petrels and shearwaters
Procellariiformes	Procellariidae	<i>Calonectris borealis</i>	Cory's Shearwater	LC	Pelagic	large petrels and shearwaters
Procellariiformes	Procellariidae	<i>Calonectris diomedea</i>	Scopoli's Shearwater	LC	Pelagic	large petrels and shearwaters
Procellariiformes	Procellariidae	<i>Calonectris edwardsii</i>	Cape Verde Shearwater	NT	Pelagic	large petrels and shearwaters
Procellariiformes	Procellariidae	<i>Calonectris leucomelas</i>	Streaked Shearwater	NT	Pelagic	large petrels and shearwaters
Procellariiformes	Procellariidae	<i>Fulmarus glacialis</i>	Northern Fulmar	LC	Pelagic	large petrels and shearwaters
Procellariiformes	Procellariidae	<i>Fulmarus glacialoides</i>	Southern Fulmar	LC	Pelagic	large petrels and shearwaters
Procellariiformes	Procellariidae	<i>Macronectes giganteus</i>	Southern Giant Petrel	LC	Pelagic	large petrels and shearwaters
Procellariiformes	Procellariidae	<i>Macronectes halli</i>	Northern Giant Petrel	LC	Pelagic	large petrels and shearwaters
Procellariiformes	Procellariidae	<i>Procellaria aequinoctialis</i>	White-chinned Petrel	VU	Pelagic	large petrels and shearwaters
Procellariiformes	Procellariidae	<i>Procellaria cinerea</i>	Grey Petrel	NT	Pelagic	large petrels and shearwaters
Procellariiformes	Procellariidae	<i>Procellaria conspicillata</i>	Spectacled Petrel	VU	Pelagic	large petrels and shearwaters
Procellariiformes	Procellariidae	<i>Procellaria parkinsoni</i>	Black Petrel	VU	Pelagic	large petrels and shearwaters
Procellariiformes	Procellariidae	<i>Procellaria westlandica</i>	Westland Petrel	EN	Pelagic	large petrels and shearwaters
Procellariiformes	Procellariidae	<i>Puffinus assimilis</i>	Little Shearwater	LC	Pelagic	large petrels and shearwaters
Procellariiformes	Procellariidae	<i>Puffinus auricularis</i>	Townsend's Shearwater	CR	Pelagic	large petrels and shearwaters
Procellariiformes	Procellariidae	<i>Puffinus bailloni</i>	Tropical Shearwater	LC	Pelagic	large petrels and shearwaters
Procellariiformes	Procellariidae	<i>Puffinus bannermani</i>	Bannerman's Shearwater	EN	Pelagic	large petrels and shearwaters
Procellariiformes	Procellariidae	<i>Puffinus bryani</i>	Bryan's Shearwater	CR	Pelagic	large petrels and shearwaters
Procellariiformes	Procellariidae	<i>Puffinus elegans</i>	Subantarctic Shearwater	LC	Pelagic	large petrels and shearwaters
Procellariiformes	Procellariidae	<i>Puffinus gavia</i>	Fluttering Shearwater	LC	Pelagic	large petrels and shearwaters
Procellariiformes	Procellariidae	<i>Puffinus heinrothi</i>	Heinroth's Shearwater	VU	Pelagic	large petrels and shearwaters
Procellariiformes	Procellariidae	<i>Puffinus huttoni</i>	Hutton's Shearwater	EN	Pelagic	large petrels and shearwaters

Order	Family	Scientific name	Common name	2018 IUCN Red List Category	Pelagic / coastal	Group
Procellariiformes	Procellariidae	<i>Puffinus lherminieri</i>	Audubon's Shearwater	LC	Pelagic	large petrels and shearwaters
Procellariiformes	Procellariidae	<i>Puffinus mauretanicus</i>	Balearic Shearwater	CR	Pelagic	large petrels and shearwaters
Procellariiformes	Procellariidae	<i>Puffinus nativitatis</i>	Christmas Shearwater	LC	Pelagic	large petrels and shearwaters
Procellariiformes	Procellariidae	<i>Puffinus newelli</i>	Newell's Shearwater	CR	Pelagic	large petrels and shearwaters
Procellariiformes	Procellariidae	<i>Puffinus opisthomelas</i>	Black-vented Shearwater	NT	Pelagic	large petrels and shearwaters
Procellariiformes	Procellariidae	<i>Puffinus persicus</i>	Persian Shearwater	LC	Pelagic	large petrels and shearwaters
Procellariiformes	Procellariidae	<i>Puffinus puffinus</i>	Manx Shearwater	LC	Pelagic	large petrels and shearwaters
Procellariiformes	Procellariidae	<i>Puffinus subalaris</i>	Galapagos Shearwater	LC	Pelagic	large petrels and shearwaters
Procellariiformes	Procellariidae	<i>Puffinus yelkouan</i>	Yelkouan Shearwater	VU	Pelagic	large petrels and shearwaters
Procellariiformes	Procellariidae	<i>Aphrodroma brevirostris</i>	Kerguelen Petrel	LC	Pelagic	small petrels
Procellariiformes	Procellariidae	<i>Bulweria bulwerii</i>	Bulwer's Petrel	LC	Pelagic	small petrels
Procellariiformes	Procellariidae	<i>Bulweria fallax</i>	Jouanin's Petrel	NT	Pelagic	small petrels
Procellariiformes	Procellariidae	<i>Daption capense</i>	Cape Petrel	LC	Pelagic	small petrels
Procellariiformes	Procellariidae	<i>Halobaena caerulea</i>	Blue Petrel	LC	Pelagic	small petrels
Procellariiformes	Procellariidae	<i>Pachyptila belcheri</i>	Slender-billed Prion	LC	Pelagic	small petrels
Procellariiformes	Procellariidae	<i>Pachyptila crassirostris</i>	Fulmar Prion	LC	Pelagic	small petrels
Procellariiformes	Procellariidae	<i>Pachyptila desolata</i>	Antarctic Prion	LC	Pelagic	small petrels
Procellariiformes	Procellariidae	<i>Pachyptila macgillivrayi</i>	MacGillivray's Prion	EN	Pelagic	small petrels
Procellariiformes	Procellariidae	<i>Pachyptila salvini</i>	Salvin's Prion	LC	Pelagic	small petrels
Procellariiformes	Procellariidae	<i>Pachyptila turtur</i>	Fairy Prion	LC	Pelagic	small petrels
Procellariiformes	Procellariidae	<i>Pachyptila vittata</i>	Broad-billed Prion	LC	Pelagic	small petrels
Procellariiformes	Procellariidae	<i>Pagodroma nivea</i>	Snow Petrel	LC	Pelagic	small petrels
Procellariiformes	Procellariidae	<i>Pelecanoides garnotii</i>	Peruvian Diving-petrel	EN	Pelagic	small petrels
Procellariiformes	Procellariidae	<i>Pelecanoides georgicus</i>	South Georgia Diving-petrel	LC	Pelagic	small petrels
Procellariiformes	Procellariidae	<i>Pelecanoides magellani</i>	Magellanic Diving-petrel	LC	Pelagic	small petrels
Procellariiformes	Procellariidae	<i>Pelecanoides urinatrix</i>	Common Diving-petrel	LC	Pelagic	small petrels
Procellariiformes	Procellariidae	<i>Thalassoica antarctica</i>	Antarctic Petrel	LC	Pelagic	small petrels
Procellariiformes	Oceanitidae	<i>Fregetta grallaria</i>	White-bellied Storm-petrel	LC	Pelagic	storm-petrels

Order	Family	Scientific name	Common name	2018 IUCN Red List Category	Pelagic / coastal	Group
Procellariiformes	Oceanitidae	<i>Fregatta maoriana</i>	New Zealand Storm-petrel	CR	Pelagic	storm-petrels
Procellariiformes	Oceanitidae	<i>Fregatta tropica</i>	Black-bellied Storm-petrel	LC	Pelagic	storm-petrels
Procellariiformes	Oceanitidae	<i>Garrodia nereis</i>	Grey-backed Storm-petrel	LC	Pelagic	storm-petrels
Procellariiformes	Hydrobatidae	<i>Hydrobates castro</i>	Band-rumped Storm-petrel	LC	Pelagic	storm-petrels
Procellariiformes	Hydrobatidae	<i>Hydrobates furcatus</i>	Fork-tailed Storm-petrel	LC	Pelagic	storm-petrels
Procellariiformes	Hydrobatidae	<i>Hydrobates homochroa</i>	Ashy Storm-petrel	EN	Pelagic	storm-petrels
Procellariiformes	Hydrobatidae	<i>Hydrobates hornbyi</i>	Ringed Storm-petrel	DD	Pelagic	storm-petrels
Procellariiformes	Hydrobatidae	<i>Hydrobates leucorhous</i>	Leach's Storm-petrel	VU	Pelagic	storm-petrels
Procellariiformes	Hydrobatidae	<i>Hydrobates macrodactylus</i>	Guadalupe Storm-petrel	CR(PE)	Pelagic	storm-petrels
Procellariiformes	Hydrobatidae	<i>Hydrobates markhami</i>	Markham's Storm-petrel	DD	Pelagic	storm-petrels
Procellariiformes	Hydrobatidae	<i>Hydrobates matsudairae</i>	Matsudaira's Storm-petrel	VU	Pelagic	storm-petrels
Procellariiformes	Hydrobatidae	<i>Hydrobates melania</i>	Black Storm-petrel	LC	Pelagic	storm-petrels
Procellariiformes	Hydrobatidae	<i>Hydrobates microsoma</i>	Least Storm-petrel	LC	Pelagic	storm-petrels
Procellariiformes	Hydrobatidae	<i>Hydrobates monorhis</i>	Swinhoe's Storm-petrel	NT	Pelagic	storm-petrels
Procellariiformes	Hydrobatidae	<i>Hydrobates monteiroi</i>	Monteiro's Storm-petrel	VU	Pelagic	storm-petrels
Procellariiformes	Hydrobatidae	<i>Hydrobates pelagicus</i>	European Storm-petrel	LC	Pelagic	storm-petrels
Procellariiformes	Hydrobatidae	<i>Hydrobates tethys</i>	Wedge-rumped Storm-petrel	LC	Pelagic	storm-petrels
Procellariiformes	Hydrobatidae	<i>Hydrobates tristrami</i>	Tristram's Storm-petrel	NT	Pelagic	storm-petrels
Procellariiformes	Oceanitidae	<i>Nesofregatta fuliginosa</i>	Polynesian Storm-petrel	EN	Pelagic	storm-petrels
Procellariiformes	Oceanitidae	<i>Oceanites gracilis</i>	White-vented Storm-petrel	DD	Pelagic	storm-petrels
Procellariiformes	Oceanitidae	<i>Oceanites oceanicus</i>	Wilson's Storm-petrel	LC	Pelagic	storm-petrels
Procellariiformes	Oceanitidae	<i>Oceanites pincoyae</i>	Pincoya Storm-petrel	DD	Pelagic	storm-petrels
Procellariiformes	Oceanitidae	<i>Pelagodroma marina</i>	White-faced Storm-petrel	LC	Pelagic	storm-petrels
Sphenisciformes	Spheniscidae	<i>Aptenodytes forsteri</i>	Emperor Penguin	NT	Pelagic	penguins
Sphenisciformes	Spheniscidae	<i>Aptenodytes patagonicus</i>	King Penguin	LC	Pelagic	penguins
Sphenisciformes	Spheniscidae	<i>Eudyptes chrysocome</i>	Southern Rockhopper Penguin	VU	Pelagic	penguins
Sphenisciformes	Spheniscidae	<i>Eudyptes chrysolophus</i>	Macaroni Penguin	VU	Pelagic	penguins
Sphenisciformes	Spheniscidae	<i>Eudyptes moseleyi</i>	Northern Rockhopper Penguin	EN	Pelagic	penguins

Order	Family	Scientific name	Common name	2018 IUCN Red List Category	Pelagic / coastal	Group
Sphenisciformes	Spheniscidae	<i>Eudyptes pachyrhynchus</i>	Fiordland Penguin	VU	Pelagic	penguins
Sphenisciformes	Spheniscidae	<i>Eudyptes robustus</i>	Snares Penguin	VU	Pelagic	penguins
Sphenisciformes	Spheniscidae	<i>Eudyptes schlegeli</i>	Royal Penguin	NT	Pelagic	penguins
Sphenisciformes	Spheniscidae	<i>Eudyptes sclateri</i>	Erect-crested Penguin	EN	Pelagic	penguins
Sphenisciformes	Spheniscidae	<i>Eudyptula minor</i>	Little Penguin	LC	Pelagic	penguins
Sphenisciformes	Spheniscidae	<i>Megadyptes antipodes</i>	Yellow-eyed Penguin	EN	Pelagic	penguins
Sphenisciformes	Spheniscidae	<i>Pygoscelis adeliae</i>	Adélie Penguin	LC	Pelagic	penguins
Sphenisciformes	Spheniscidae	<i>Pygoscelis antarcticus</i>	Chinstrap Penguin	LC	Pelagic	penguins
Sphenisciformes	Spheniscidae	<i>Pygoscelis papua</i>	Gentoo Penguin	LC	Pelagic	penguins
Sphenisciformes	Spheniscidae	<i>Spheniscus demersus</i>	African Penguin	EN	Pelagic	penguins
Sphenisciformes	Spheniscidae	<i>Spheniscus humboldti</i>	Humboldt Penguin	VU	Pelagic	penguins
Sphenisciformes	Spheniscidae	<i>Spheniscus magellanicus</i>	Magellanic Penguin	NT	Pelagic	penguins
Sphenisciformes	Spheniscidae	<i>Spheniscus mendiculus</i>	Galapagos Penguin	EN	Pelagic	penguins
Suliformes	Phalacrocoracidae	<i>Gulosus aristotelis</i>	European Shag	LC	Coastal	cormorants and pelicans
Suliformes	Phalacrocoracidae	<i>Leucocarbo atriceps</i>	Imperial Shag	LC	Coastal	cormorants and pelicans
Suliformes	Phalacrocoracidae	<i>Leucocarbo bougainvillorum</i>	Guanay Cormorant	NT	Coastal	cormorants and pelicans
Suliformes	Phalacrocoracidae	<i>Leucocarbo campbelli</i>	Campbell Shag	VU	Coastal	cormorants and pelicans
Suliformes	Phalacrocoracidae	<i>Leucocarbo carunculatus</i>	Rough-faced Shag	VU	Coastal	cormorants and pelicans
Suliformes	Phalacrocoracidae	<i>Leucocarbo chalconotus</i>	Stewart Shag	VU	Coastal	cormorants and pelicans
Suliformes	Phalacrocoracidae	<i>Leucocarbo colensoi</i>	Auckland Shag	VU	Coastal	cormorants and pelicans
Suliformes	Phalacrocoracidae	<i>Leucocarbo magellanicus</i>	Rock Shag	LC	Coastal	cormorants and pelicans
Suliformes	Phalacrocoracidae	<i>Leucocarbo onslowi</i>	Chatham Shag	CR	Coastal	cormorants and pelicans
Suliformes	Phalacrocoracidae	<i>Leucocarbo ranfurlyi</i>	Bounty Shag	VU	Coastal	cormorants and pelicans
Suliformes	Phalacrocoracidae	<i>Leucocarbo verrucosus</i>	Kerguelen Shag	LC	Coastal	cormorants and pelicans
Suliformes	Phalacrocoracidae	<i>Microcarbo coronatus</i>	Crowned Cormorant	NT	Coastal	cormorants and pelicans
Suliformes	Phalacrocoracidae	<i>Microcarbo melanoleucos</i>	Little Pied Cormorant	LC	Coastal	cormorants and pelicans
Suliformes	Phalacrocoracidae	<i>Nannopterum auritus</i>	Double-crested Cormorant	LC	Coastal	cormorants and pelicans
Suliformes	Phalacrocoracidae	<i>Nannopterum brasilianus</i>	Neotropical Cormorant	LC	Coastal	cormorants and pelicans

Order	Family	Scientific name	Common name	2018 IUCN Red List Category	Pelagic / coastal	Group
Suliformes	Phalacrocoracidae	<i>Nannopterum harrisi</i>	Flightless Cormorant	VU	Coastal	cormorants and pelicans
Suliformes	Phalacrocoracidae	<i>Phalacrocorax capensis</i>	Cape Cormorant	EN	Coastal	cormorants and pelicans
Suliformes	Phalacrocoracidae	<i>Phalacrocorax capillatus</i>	Japanese Cormorant	LC	Coastal	cormorants and pelicans
Suliformes	Phalacrocoracidae	<i>Phalacrocorax carbo</i>	Great Cormorant	LC	Coastal	cormorants and pelicans
Suliformes	Phalacrocoracidae	<i>Phalacrocorax featherstoni</i>	Pitt Shag	EN	Coastal	cormorants and pelicans
Suliformes	Phalacrocoracidae	<i>Phalacrocorax fuscescens</i>	Black-faced Cormorant	LC	Coastal	cormorants and pelicans
Suliformes	Phalacrocoracidae	<i>Phalacrocorax fuscicollis</i>	Indian Cormorant	LC	Coastal	cormorants and pelicans
Suliformes	Phalacrocoracidae	<i>Phalacrocorax neglectus</i>	Bank Cormorant	EN	Coastal	cormorants and pelicans
Suliformes	Phalacrocoracidae	<i>Phalacrocorax nigrogularis</i>	Socotra Cormorant	VU	Coastal	cormorants and pelicans
Suliformes	Phalacrocoracidae	<i>Phalacrocorax punctatus</i>	Spotted Shag	LC	Coastal	cormorants and pelicans
Suliformes	Phalacrocoracidae	<i>Phalacrocorax varius</i>	Great Pied Cormorant	LC	Coastal	cormorants and pelicans
Suliformes	Phalacrocoracidae	<i>Poikilocarbo gaimardi</i>	Red-legged Cormorant	NT	Coastal	cormorants and pelicans
Suliformes	Phalacrocoracidae	<i>Urile pelagicus</i>	Pelagic Cormorant	LC	Coastal	cormorants and pelicans
Suliformes	Phalacrocoracidae	<i>Urile penicillatus</i>	Brandt's Cormorant	LC	Coastal	cormorants and pelicans
Suliformes	Phalacrocoracidae	<i>Urile urile</i>	Red-faced Cormorant	LC	Coastal	cormorants and pelicans
Suliformes	Fregatidae	<i>Fregata andrewsi</i>	Christmas Frigatebird	CR	Pelagic	frigatebirds and tropicbirds
Suliformes	Fregatidae	<i>Fregata aquila</i>	Ascension Frigatebird	VU	Pelagic	frigatebirds and tropicbirds
Suliformes	Fregatidae	<i>Fregata ariel</i>	Lesser Frigatebird	LC	Pelagic	frigatebirds and tropicbirds
Suliformes	Fregatidae	<i>Fregata magnificens</i>	Magnificent Frigatebird	LC	Pelagic	frigatebirds and tropicbirds
Suliformes	Fregatidae	<i>Fregata minor</i>	Great Frigatebird	LC	Pelagic	frigatebirds and tropicbirds
Suliformes	Sulidae	<i>Morus bassanus</i>	Northern Gannet	LC	Pelagic	gannets and boobies
Suliformes	Sulidae	<i>Morus capensis</i>	Cape Gannet	EN	Pelagic	gannets and boobies
Suliformes	Sulidae	<i>Morus serrator</i>	Australasian Gannet	LC	Pelagic	gannets and boobies
Suliformes	Sulidae	<i>Papasula abbotti</i>	Abbott's Booby	EN	Pelagic	gannets and boobies
Suliformes	Sulidae	<i>Sula dactylatra</i>	Masked Booby	LC	Pelagic	gannets and boobies
Suliformes	Sulidae	<i>Sula granti</i>	Nazca Booby	LC	Pelagic	gannets and boobies
Suliformes	Sulidae	<i>Sula leucogaster</i>	Brown Booby	LC	Pelagic	gannets and boobies
Suliformes	Sulidae	<i>Sula neboxii</i>	Blue-footed Booby	LC	Pelagic	gannets and boobies

Order	Family	Scientific name	Common name	2018 IUCN Red List Category	Pelagic / coastal	Group
Suliformes	Sulidae	<i>Sula sula</i>	Red-footed Booby	LC	Pelagic	gannets and boobies
Suliformes	Sulidae	<i>Sula variegata</i>	Peruvian Booby	LC	Pelagic	gannets and boobies

923

924

925 **References**

926 BirdLife International, 2018. IUCN Red List for birds. URL <http://www.birdlife.org> (accessed 10.12.18).

927 Croxall, J.P., Butchart, S.H.M., Lascelles, B., Stattersfield, A.J., Sullivan, B., Symes, A., Taylor, P., 2012. Seabird conservation status, threats and priority
 928 actions: a global assessment. Bird Conservation International 22, 1–34. <https://doi.org/10.1017/S0959270912000020>

929

930 Appendix 2: List of threats considered in the analyses (Table A.2.1.), and correspondence with the original IUCN Red List
 931 threats classification scheme (IUCN, 2012) (Table A.2.2.)

932

933 Table A2.1. List of threats considered in the study. Adapted from IUCN (2012) and Salafsky et al. (2008).

Threat	IUCN Level 1	Source	Description (adapted from Salafsky et al. 2008)
Agriculture	Agriculture & Aquaculture	Terrestrial	Threats from farming and ranching as a result of agricultural expansion and intensification, including silviculture
Aquaculture	Agriculture & Aquaculture	Marine	Threats from farming as a result of aquaculture and mariculture expansion and intensification (e.g. marine & freshwater aquaculture)
Bycatch	Biological Resource Use	Marine	Threats from the unintentional effects of the consumptive use of “wild” biological resources resulting in direct mortality or loss of reproductive output
Climate change & severe weather	Climate Change & Severe weather	-	Long-term climatic changes that may be linked to global warming and other severe climatic or weather events outside the natural range of variation that could eliminate a vulnerable species or habitat
Diseases	Invasive & Other Problematic Species, Genes & Diseases	Terrestrial or marine ¹	Threats from non-native and native pathogens/microbes that have or are predicted to have harmful effects on biodiversity following their introduction, spread and/or increase in abundance
Disturbance	Biological Resource Use, Human Intrusions & Disturbance	Terrestrial or marine ¹	Threats from human activities that alter, destroy and disturb habitats and species associated with non-consumptive uses of biological resources
Energy production & mining	Energy Production & Mining	Terrestrial or marine ¹	Threats from production of nonbiological resources
Geological events	Geological Events	Terrestrial	Threats from catastrophic geological events
Hunting/trapping	Biological Resource Use	Terrestrial or marine ¹	Threats from consumptive use of “wild” biological resources including deliberate harvesting effects; also persecution or control of specific species
Invasive alien species	Invasive & Other Problematic Species, Genes & Diseases	Terrestrial	Threats from non-native plants or animals that have or are predicted to have harmful effects on biodiversity following their introduction, spread and/or increase in abundance
Light pollution	Pollution	Terrestrial or marine ¹	Threats from excess energy (light)
Logging & wood harvesting	Biological Resource Use	Terrestrial	Threats from harvesting trees and other woody vegetation for timber, fibre, or fuel
Natural system modifications	Natural System Modifications	Terrestrial	Threats from actions that convert or degrade habitat in service of “managing” natural or seminatural systems, often to improve human welfare

Threat	IUCN Level 1	Source	Description (adapted from Salafsky et al. 2008)
Overfishing	Biological Resource Use	Marine	Threats from unintentional effects of consumptive use of “wild” biological resources resulting in resource competition or indirect impacts on the ecosystem
Pollution	Pollution	Terrestrial or marine ¹	Threats from introduction of exotic and/or excess materials or energy (except light) from point and nonpoint sources
Problematic native species	Invasive & Other Problematic Species, Genes & Diseases	Terrestrial	Threats from native plants or animals that have or are predicted to have harmful effects on biodiversity following their spread and/or increase in abundance
Residential & commercial development	Residential & Commercial Development	Terrestrial	Human settlements or other non-agricultural land uses with a substantial footprint
Transportation & service corridors	Transportation & Service Corridors	Terrestrial or marine ¹	Threats from long, narrow transport corridors and the vehicles that use them including associated wildlife mortality

934 ¹ Classification into terrestrial or marine made case by case, based on the references consulted (e.g. terrestrial if occurring on land, marine if at sea)

935 Table A2.2. Correspondence between the threats considered in the analyses (see A2.1.) and the original IUCN Red List threats classification
 936 scheme (IUCN, 2012)

Threat	IUCN Level 1	IUCN Level 2	IUCN Level 3	Source	Notes
Agriculture	Agriculture & Aquaculture	Annual & Perennial Non-Timber Crops	Shifting Agriculture, Small-holder Farming, Agro-Industry Farming, Scale Unknown/Unrecorded	Terrestrial	
		Wood & Pulp Plantations	Small-holder Plantations, Agro-Industry Plantations, Scale Unknown/Unrecorded	Terrestrial	
		Livestock Farming & Ranching	Nomadic Grazing, Small-Holder Grazing, Ranching or Farming, Agro-Industry Grazing, Ranching or Farming, Scale Unknown/Unrecorded	Terrestrial	
Aquaculture	Agriculture & Aquaculture	Marine & Freshwater Aquaculture	Subsistence/Artisanal Aquaculture, Industrial Aquaculture, Scale Unknown/Unrecorded	Marine	
Bycatch	Biological Resource Use	Fishing & Harvesting Aquatic Resources	Unintentional effects: subsistence/small scale (species being assessed is not the target) [harvest], Unintentional effects: large scale (species being assessed is not the target) [harvest]	Marine	stress="species mortality"
Climate change & severe weather	Climate Change & Severe Weather	Droughts	[No level 3 threats under Climate Change & Severe Weather]		
		Habitat Shifting & Alteration Other Impacts Storms & Flooding Temperature Extremes			
Diseases	Invasive & Other Problematic Species, Genes & Diseases	Invasive non-native/alien species/diseases	Unspecified Species, Named Species	Terrestrial	species=any kind of disease
		Problematic native species/diseases	Unspecified Species, Named Species	Terrestrial	species=any kind of disease
		Problematic species/disease of unknown origin	Unspecified Species, Named Species	Terrestrial, marine (algal blooms)	species=any kind of disease
		Viral/prion-induced diseases Diseases of unknown cause	Named "Species" (Disease), Unspecified "Species" (Disease)	Terrestrial Terrestrial	
Disturbance	Biological Resource Use	Fishing & Harvesting Aquatic Resources	Unintentional effects: subsistence/small scale (species being assessed is not the target) [harvest], Unintentional effects: large scale (species being assessed is not the target) [harvest]	Marine	
		Recreational Activities		Terrestrial	

Threat	IUCN Level 1	IUCN Level 2	IUCN Level 3	Source	Notes
	Human intrusions & disturbance	Work & Other Activities		Terrestrial	
Energy production & mining	Energy production & mining	Mining & Quarrying Oil & Gas Drilling Renewable Energy		Marine Marine Marine	
Geological events	Geological events	Avalanches/Landslides Volcanoes		Terrestrial Terrestrial	
Hunting/trapping	Biological Resource Use	Fishing & Harvesting Aquatic Resources Hunting & Collecting Terrestrial Animals	Persecution/Control Intentional use (species being assessed is the target), Persecution/Control, Unintentional effects (species being assessed is not the target)	Marine Terrestrial, marine ¹	
Invasive alien species	Invasive & Other Problematic Species, Genes & Diseases	Invasive Non-Native/Alien Species/Diseases	Unspecified Species, Named species	Terrestrial	species=any non-disease
Light pollution	Pollution	Excess Energy	Light Pollution	Terrestrial, marine ¹	
Logging & wood harvesting	Biological Resource Use	Gathering Terrestrial Plants Logging & Wood Harvesting	Unintentional effects (species being assessed is not the target) Unintentional effects: subsistence/small scale (species being assessed is not the target) [harvest], Unintentional effects: large scale (species being assessed is not the target) [harvest]	Terrestrial Terrestrial	
Natural system modifications	Natural System Modifications	Dams & Water Management/Use Fire & Fire Suppression	Abstraction of Surface Water (agricultural use), Abstraction of Surface Water (domestic use), Abstraction of Surface Water (unknown use), Dams (size unknown), Large Dams Increase in Fire Frequency/Intensity, Trend Unknown/Unrecorded	Terrestrial Terrestrial	
Overfishing	Biological Resource Use	Fishing & Harvesting Aquatic Resources	Unintentional effects: subsistence/small scale (species being assessed is not the target) [harvest], Unintentional effects: large scale (species being assessed is not the target) [harvest]	Marine	stress="indirect ecosystem effects" or "competition"
Pollution	Pollution	Agricultural & Forestry Effluents Domestic & Urban Waste Water Garbage & Solid Waste	Herbicides and Pesticides, Nutrient Loads Type Unknown/Unrecorded	Terrestrial Terrestrial Terrestrial	

Threat	IUCN Level 1	IUCN Level 2	IUCN Level 3	Source	Notes
		Industrial & Military Effluents	Oil Spills, Seepage from Mining, Type Unknown/Unrecorded	Terrestrial, marine (oil spills)	
Problematic native species	Invasive & Other Problematic Species, Genes & Diseases	Problematic Native Species/Diseases	Unspecified Species, Named Species	Terrestrial	
Residential & commercial development	Residential & Commercial Development	Commercial & Industrial Areas		Terrestrial	
		Housing & Urban Areas		Terrestrial	
		Tourism & Recreation Areas		Terrestrial	
Transportation & service corridors	Transportation & Service Corridors	Roads & Railroads		Terrestrial	
		Shipping Lanes		Marine	
		Utility & Service Lines		Terrestrial	

937 ¹ Classification of terrestrial or marine made case by case, based on the references consulted (e.g. terrestrial if occurring at the colony, marine if at-sea)

938

939 References

940 IUCN, 2012. Threats Classification Scheme (Version 3.2) [WWW Document]. URL [http://www.iucnredlist.org/technical-documents/classification-](http://www.iucnredlist.org/technical-documents/classification-schemes/threats-classification-scheme)
941 [schemes/threats-classification-scheme](http://www.iucnredlist.org/technical-documents/classification-schemes/threats-classification-scheme). (accessed 10.9.18).

942 Salafsky, N., Salzer, D., Stattersfield, A.J., Hilton-Taylor, C., Neugarten, R., Butchart, S.H.M., Collen, B., Cox, N., Master, L.L., O'connor, S., Wilkie, D., 2008. A
943 Standard Lexicon for Biodiversity Conservation: Unified Classifications of Threats and Actions. *Conservation Biology* 22, 897–911.
944 <https://doi.org/10.1111/j.1523-1739.2008.00937.x>

Appendix 3: Supporting figures

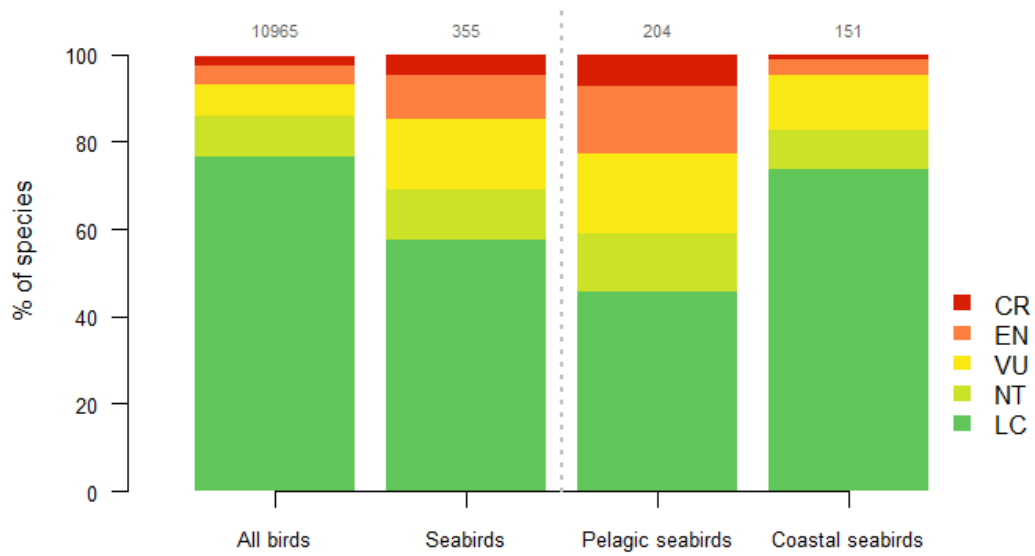


Figure A1: IUCN Red List status of all extant bird species, all seabirds, and pelagic and coastal seabird species (based on BirdLife International, 2018). Values atop bars indicate the number of species (species classified as “Data Deficient” (56, including 4 seabird species (all pelagic) are not shown). CR = Critically Endangered; EN = Endangered; VU = Vulnerable; NT = Near Threatened; LC = Least Concern.

Globally Threatened Species

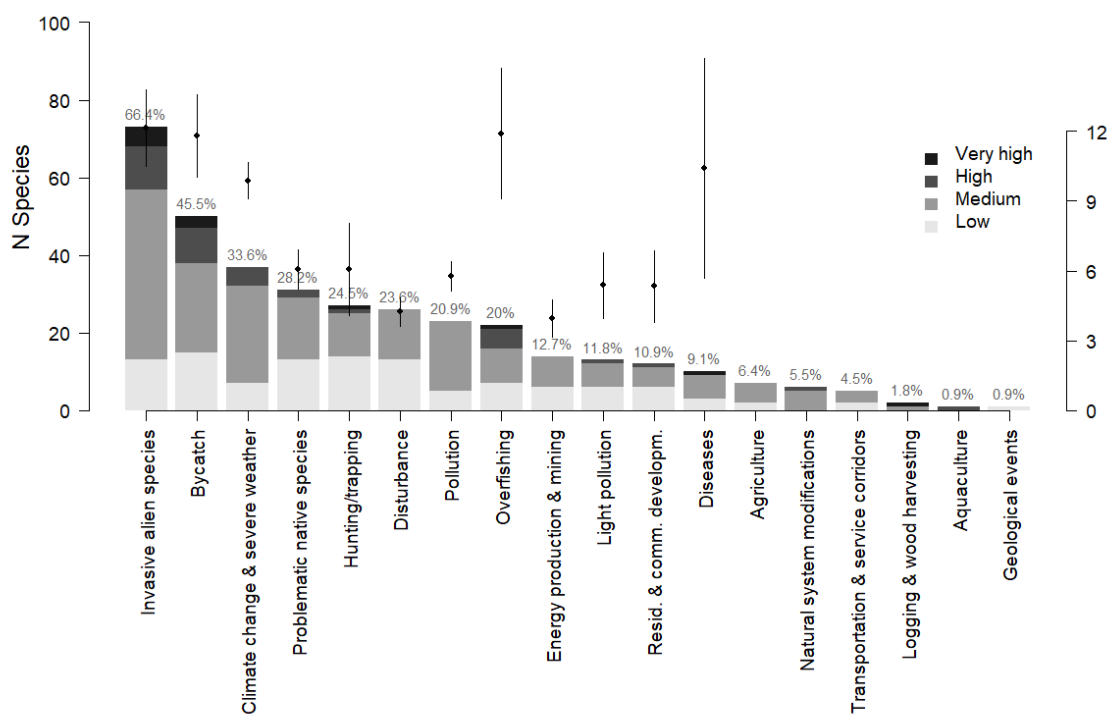


Figure A2: Ongoing threats to globally threatened seabird species (Critically Endangered, Endangered or Vulnerable). Left y axis: total number of species affected; Right y axis: average impact \pm SE. Values atop bars indicate the percentage of species affected (n=110).

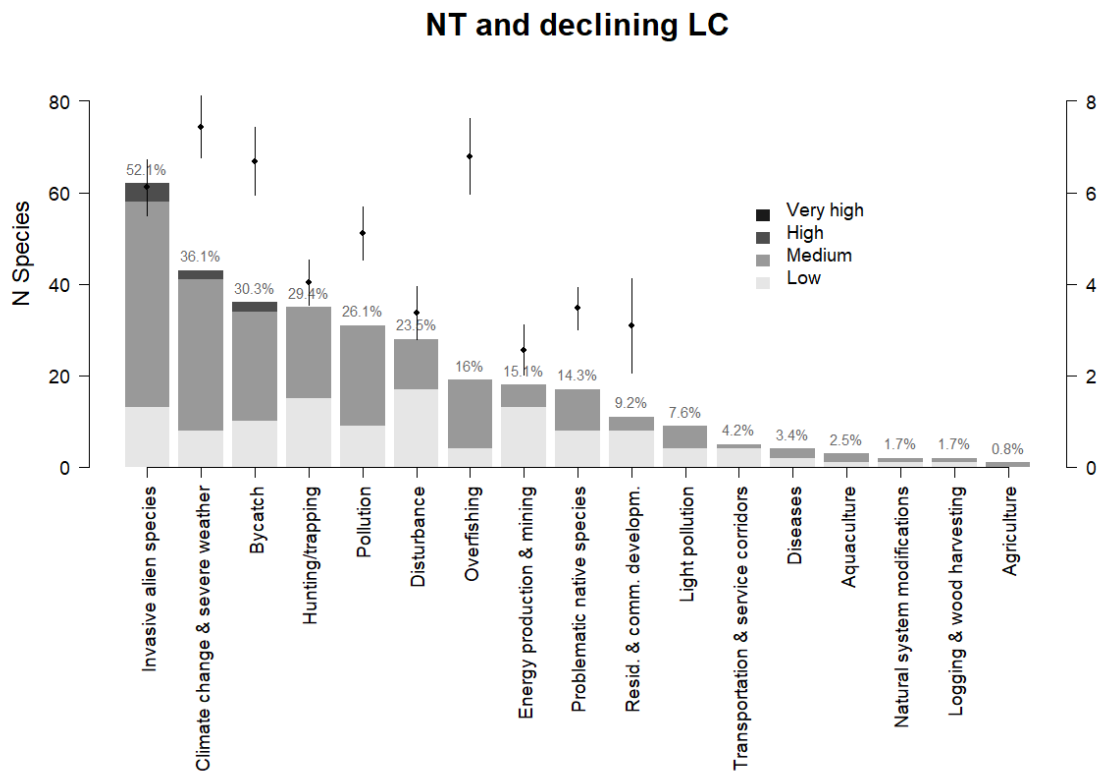


Figure A3: Ongoing threats to Near Threatened (NT) and declining Least Concern (LC) seabird species. Left y axis: total number of species affected; Right y axis: average impact \pm SE. Values atop bars indicate the percentage of species affected (n=119).

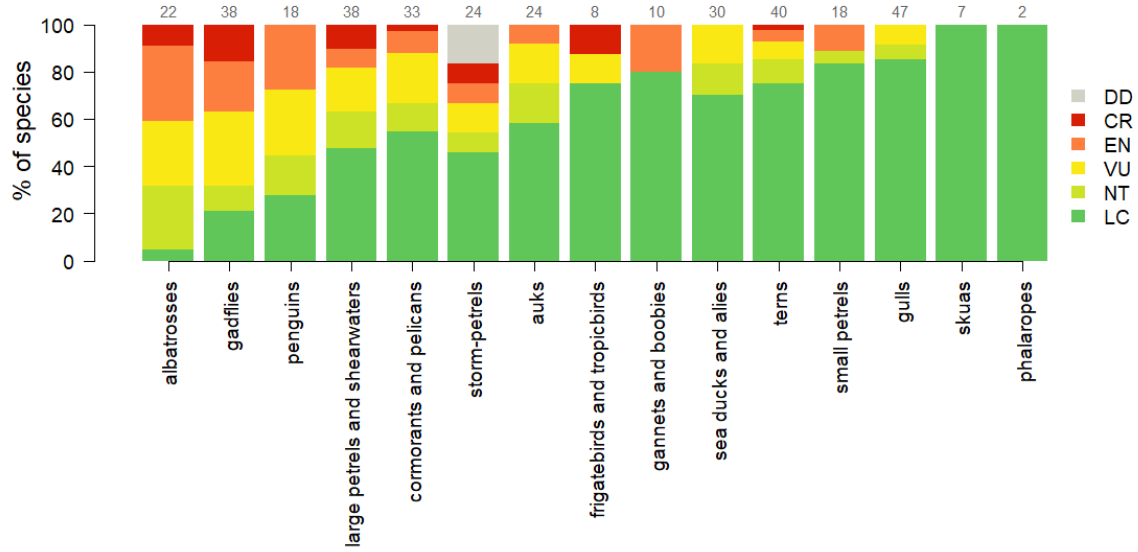


Figure A4: IUCN Red List status for each group of seabird species. Values atop bars indicate the number of species per group. DD = Data Deficient; CR = Critically Endangered; EN = Endangered; VU = Vulnerable; NT = Near Threatened; LC = Least Concern.

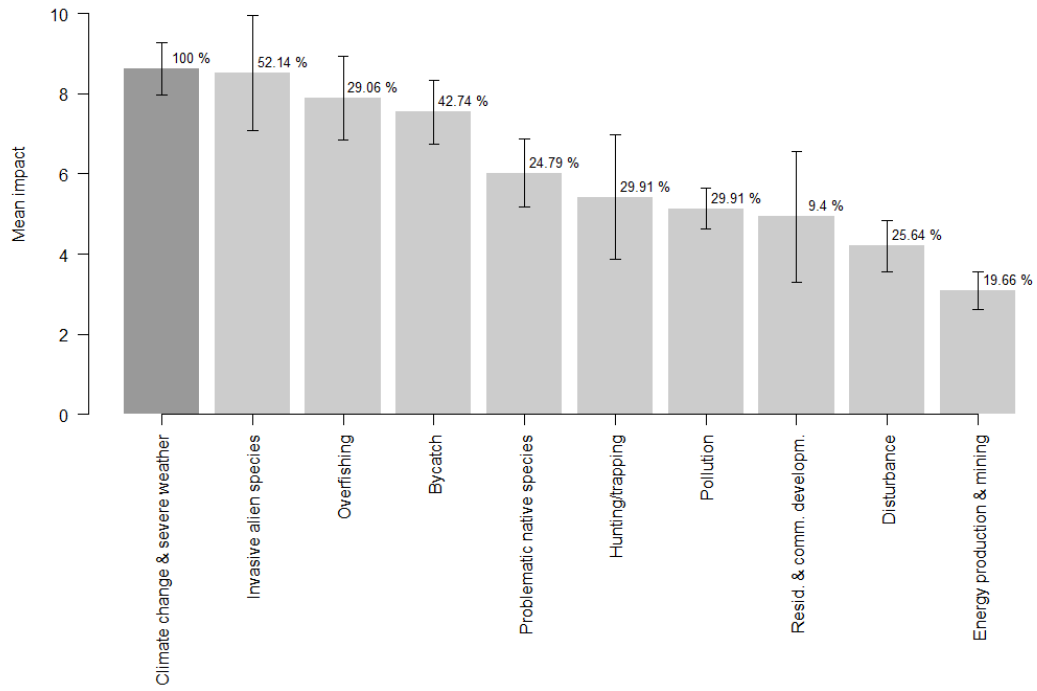


Figure A5: Mean impact (\pm EP) of threats co-occurring with climate change/severe weather (% indicate the percentage of species affected both by climate change/severe weather and each threat; only threats affecting more than 10 species are indicated)

References

BirdLife International, 2018. IUCN Red List for birds [WWW Document]. URL <http://www.birdlife.org> (accessed 10.12.18).