

ARTICLE

DOI: 10.1038/s41467-018-07088-y

OPEN

Threatened species drive the strength of the carbonate pump in the northern Scotia Sea

C. Manno¹, F. Giglio², G. Stowasser¹, S. Fielding¹, P. Enderlein¹ & G.A. Tarling¹

The efficiency of deep-ocean CO₂ sequestration is regulated by the relative balance between inorganic and organic carbon export respectively acting through the biological carbon pump (BCP) and the carbonate counter pump (CCP). The composition and abundance of calcifying species in the prevailing oceanic plankton community plays a major role in driving the CCP. Here we assess the role of these calcifying organisms in regulating the strength of the CCP in a Southern Ocean region (northern Scotia Sea) known to be a major hotspot for the draw-down of atmospheric CO₂. We show that, when shelled pteropods dominate the calcifying community, the total annual reduction of CO₂ transferred to the deep ocean doubles (17%) compared to when other plankton calcifiers dominate (3–9%). Furthermore, predation enhances their contribution through the removal of organic soft tissue. Pteropods are threatened in polar regions by ocean warming and acidification. We determine that their potential decline would have major implications to the comparative strengths of the BCP and CCP.

¹British Antarctic Survey, Natural Environment Research Council, Cambridge CB3 0ET, UK. ²CNR-Ismar (Institute of Marine Science), Via P. Gobetti 101, 40129, Bologna, Italy. Correspondence and requests for materials should be addressed to C.M. (email: clanno@bas.ac.uk)

The biological carbon pump (BCP) is the process that draws down atmospheric carbon dioxide (CO₂) through the fixation of inorganic carbon by photosynthesis and the consequent export and sequestration of particulate organic carbon (POC) to the deep ocean¹. The BCP is counteracted by the carbonate counter pump (CCP), which causes an increase in surface ocean CO₂ through the calcification and precipitation of carbonate and the resulting export of particulate inorganic carbon (PIC). In order to determine the efficiency of deep-ocean CO₂ sequestration and, in turn, how this may affect the concentrations of CO₂ in the surface ocean, it is crucial to understand the dynamics of the export of both PIC and POC, particularly their relative balance, termed the PIC:POC or rain ratio².

A number of biological processes affect these export dynamics, with zooplankton playing an important role. For instance, the fate of exported POC can be influenced through zooplankton grazing, repackaging of organic matter into faecal pellets (FP), and the vertical migration and transport of carbon and nutrients into the mesopelagic zone (e.g.,^{3,4}).

Calcifying zooplankton such as pteropods, ostracods and foraminifera can influence the PIC flux through removing calcium (Ca²⁺) from the pelagic surface ocean waters to form shells and structures of calcium carbonate (CaCO₃). These calcifiers play an important role in PIC sequestration to the deep ocean because their relatively large size and high density makes them sink rapidly^{5,6}. By comparison, calcifying phytoplankton such as coccolithophores have slower sinking rates but their sedimentation flux can be accelerated through assimilation into larger biological aggregates such as zooplankton FP⁷. Thus, the level of carbonate precipitation, as well as the ability to act as ballast, depend on the composition of calcifying species within the plankton community^{8,9}.

Despite understanding variability in the relative abundance and composition of calcifying species is a crucial part of accounting for the fate of CO₂ uptake and sequestration, little work has been done specifically examining seasonal dynamics of calcifying communities.

In the Southern Ocean (SO), calcifying organisms are often very abundant and can dominate carbonate fluxes^{10–12} as well as the biogeochemical stoichiometry of the particle flux component^{13,14}.

Here, we describe a 2-year time series of particle flux, as measured by two deep moored sediment traps (P2 and P3) located in the SO (northern Scotia Sea sector), a globally important region of atmospheric CO₂ drawdown¹⁵ containing both naturally iron-fertilised (P3) and iron-limited (P2) regimes. Previously, we have shown how the POC flux in this region is mainly driven by zooplankton FC^{16,17} as well as diatoms¹². However, the relative contribution of calcifying organisms to deep carbonate export and their regulation of the PIC:POC ratio has yet to be determined in this region. The aim of this study was to assess the seasonal and regional change in the deep carbonate flux. The specific contribution of each part of the plankton calcifying community (pteropods, foraminifera, coccolithophores and ostracods) to the strength of the carbonate pump was also investigated. We discriminated between the carbonate contributions of predated (empty shells) and non-predated (shell with the soft body) pteropods and between individual and aggregate (included in FP) coccoliths so as to quantify the intensity of the different carbonate pump routes mediated by different food-web process. This work allows us to define the importance of the calcifying plankton community to determining the magnitude of the CCP. The calcifying community in the SO is nevertheless particularly under stress from the intensification of ocean acidification (OA) because of the higher solubility of CO₂ in cold water and the naturally low levels of carbonate ion concentration

in this region¹⁸. The sensitivity of the CCP to forecast OA levels is therefore also a matter of concern that we give consideration to in the Discussion.

Results

Calcifier community contribution to the carbonate flux. Total carbonate (CaCO₃) flux showed a strong temporal variability, with values ranging from 2.15 to 48.49 mg m⁻² d⁻¹ and from 4.78 to 81.89 mg m⁻² d⁻¹ at P2 and P3, respectively. Peak carbonate flux was reached at both sites in 2010 with maximum values in autumn and the following summer (Fig. 1a). In general, carbonate flux was higher in 2010 compared to 2009, but significantly higher only at P2 ($p \leq 0.05$, $Z = -3.0594$, $p = 0.00222$). The relative contribution of the calcifying plankton community to total carbonate flux significantly changed between seasons and years (Fig. 1b) ($p \leq 0.05$, $Z = -3.0596$, $p = 0.00223$). However, the maximum carbonate flux in 2010 corresponded with periods when pteropod shells significantly dominated the calcifying plankton community (with respect to CaCO₃) compared to 2009 (up to 83% at P2 and up to 55% at P3 in autumn and then summer 2010). Conversely, foraminifera significantly dominated the contribution to the autumn and summer carbonate fluxes (up to 57% in 2009 compared to 2010, although carbonate flux was comparatively lower. Coccolithophores dominated the spring carbonate flux in both years and at both sites (up to 56%). Ostracods generally made a low contribution to the carbonate flux with the exception of winter 2010, when they were the dominant contributors (65%).

The presence of pteropods with empty shells significantly changed between years ($Z = -2.0896$, $p = 0.03662$). In 2009, the majority of pteropod shells at both sites contained soft body tissue (an average of >50% across all seasons, Fig. 2). Conversely, in the autumn and summer of 2010, up to 85% of pteropod shells were empty. Overall, coccolithophores were mainly found as single cells however, in spring, the fraction aggregated into FP at both sites were significantly higher ($Z = -2.1245$, $p = 0.03236$), particularly at P3 in 2009, when up to 60% of coccolithophores were found within FP material (Fig. 3).

Carbonate flux and calcifying plankton community composition data are provided in Supplementary Data 1.

BSi:PIC:POC ratio and carbonate counter pump effect. A PIC:POC ratio greater than 1 is indicative of export dominated by calcifiers. PIC:POC ratio was significantly ($p \leq 0.05$) different between 2009 and 2010 at both sites (P2, $Z = -3.0594$; $p = 0.00222$; P3, $Z = -2.2228$, $p = 0.02642$). In 2009, the PIC:POC ratio was <1 over most of the seasonal cycle at both sites except in spring at P3 (1.32, Fig. 4). In 2010, PIC:POC was always >1, with maximum values in autumn (2.07) and summer (2.85) at P2. A BSi:PIC ratio greater than 1 is indicative of diatom-dominated export. The BSi:PIC ratio was significantly ($p \leq 0.05$) different between 2009 and 2010 at P3 ($Z = -2.0396$, $p = 0.04136$). The BSi:PIC was <1 at both stations in both years during autumn and winter (ranging from 0.23 in winter to 0.83 in autumn). During the spring, BSi:PIC was always >1 with maximum values found at P3 in 2010 (3.22). Refer to Supplementary Data 1 for BSi, PIC and POC flux data.

The total annual reduction of CO₂ transferred to the deep ocean due to the production of carbonate (%CCP, Table 1) was significantly different between sites and years ($Z = -2.8031$, $p = 0.00512$). In particular it was stronger during 2010 (up to 17%) than 2009 (up to 9%). Pteropod carbonate was the main contributor to the high %CCP values found in 2010 while summed foraminifera and coccolithophore carbonate dominated

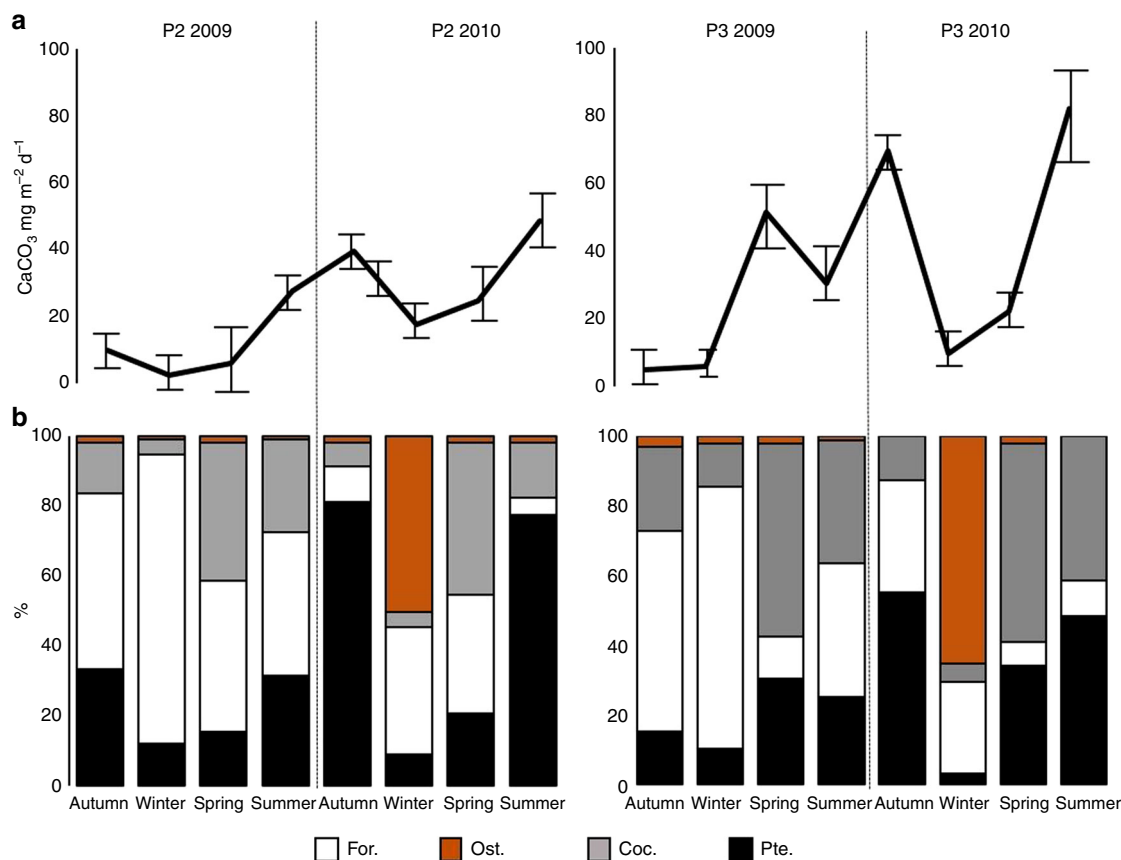


Fig. 1 Seasonal carbonate flux. **a** Seasonal carbonate flux (CaCO₃) expressed as mg m⁻² d⁻¹; **b** contribution of planktonic calcifiers (%) to the total CaCO₃ flux, (pteropods, foraminifera, coccolithophores and ostracods) at the two deep moored sediment traps P2 and P3 for each year (2009 and 2010). Error bars indicate 1 standard deviation (replicates $n = 8-12$)

the lower %CCP of 2009. Refer to Supplementary Data 2 for full calculation of CCP.

Discussion

We found that the magnitude of the CCP was influenced by both seasonal and interannual variability in the calcifying plankton community. Pteropods were the main producer of CaCO₃ in this region and were the major driver of variations in the carbonate flux. In particular, when pteropods dominated the calcifying community in 2010, the total annual reduction of CO₂ transferred to the deep ocean was an order of magnitude higher in both study sites compared to the previous year when foraminifera and coccolithophores dominated. The contribution of ostracods to carbonate flux was relatively minor through most of the year, but became important during the winter, underlining the importance of including these organisms in carbonate flux calculations.

Our finding of the major role of pteropods in driving a powerful CCP is significant because, in the SO, this organism can comprise a large component of the zooplankton community^{19,20}. The Northern Scotia Sea, Weddell Sea and the Ross Sea are hotspots in terms of both pteropod densities and their proportional contribution to the total zooplankton^{20,21}. In the SO, pteropod population densities can experience high interannual variability mainly as a result of variation in primary production²² and complex population dynamics involving overlapping generations²³.

Over an annual cycle in the Crozet region of the SO it was estimated that the production of foraminifera dominated the flux

of carbonate in naturally iron-fertilised waters and reduced the overall amount of CO₂ transferred to the deep ocean by up 8 times compared to a neighbouring non-fertilised site²⁴. In the present study, we show that the level of interannual variability in the calcifying plankton community (i.e., foraminifera dominated in 2009 vs. pteropod dominated in 2010) can have a larger impact on the CCP than regional variability between iron fertilised and non-fertilised sites. For instance, even though the CCP was three times higher in the iron fertilised P3 site (9%) compared to the non-fertilised P2 site (3%), in agreement with the Crozet region study of Salter et al.²⁴, this was not the case in 2010 when, as a result of the dominance of pteropods, CCP in P2 was similarly high in P3 (17%). This illustrates that the CCP itself is strongly influenced by changes in community structure between years.

We identified geochemical signatures associated with the different calcifiers that drive the CCP. Specifically, signatures where BSi:PIC > 1 and PIC:POC > 1 were commonly associated with the coccolithophorid contribution to the CCP (although not the case in spring 2009 at P2), while signatures where BSi:PIC < 1 and PIC:POC > 1 indicated a major contribution from pteropods (with the exception of autumn 2010 at P3). Salter et al.²⁴ suggested that BSi:PIC > 1 and PIC:POC > 1 were unique characteristics of the iron-fertilised region of the polar frontal zone. We show, otherwise, that the combined geochemical signature within the iron-fertilised region can differ between years as a result of interannual variability in calcifying assemblages. The similar bloom conditions in both years (Supplementary Fig. 1) support the view that calcification was primarily responsible for the observed variation in the BSi:PIC:POC geochemical signature

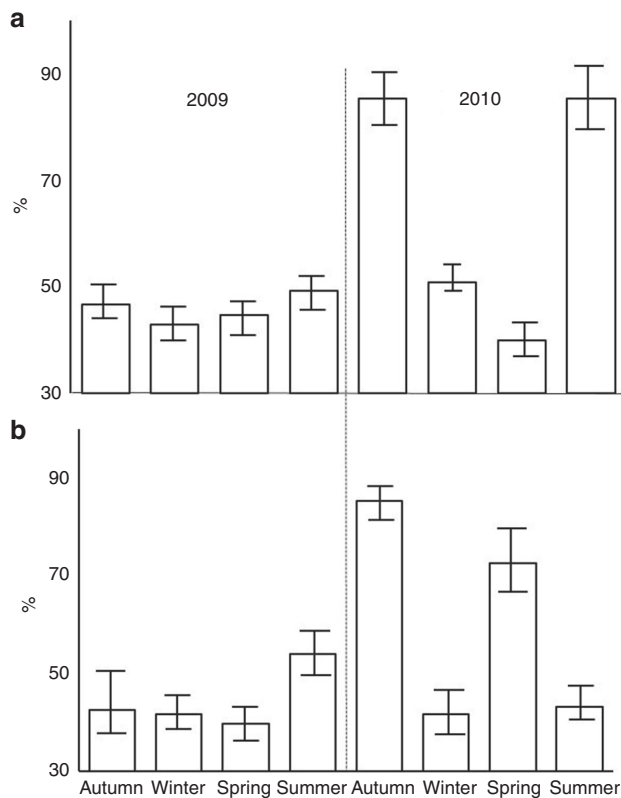


Fig. 2 Empty pteropod shells. Empty pteropod shells expressed as seasonal % of the total pteropods collected for each year (2009–2010) at P2 (**a**) and P3 (**b**). Error bars indicate 1 standard deviation (replicates $n = 4$ –6)

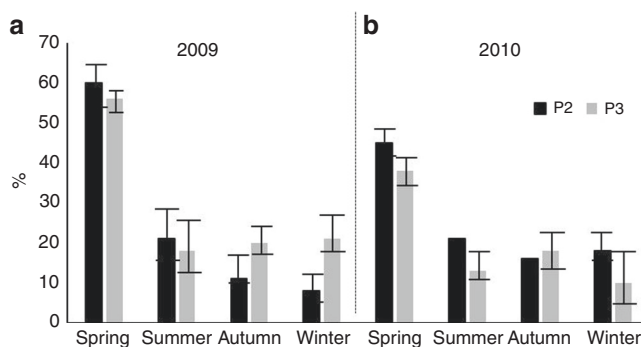


Fig. 3 Coccolithophore included within faecal pellets. Coccolithophore aggregates included within faecal pellets, expressed as seasonal contribution (%) of the total coccolithophore assemblage for each year **a** 2009 and **b** 2010 at P2 and P3. Error bars indicate 1 standard deviation (replicates $n = 4$ –6)

A further major influence on the magnitude of the CCP are food-web processes within the calcifying plankton community, which can affect the CCP through a number of different routes (Fig. 5). In particular, a combination of predation and zooplankton grazing can have a large influence on the efficiency of the CCP. For instance, coccolithophores are mostly dominant during the spring but they can strongly contribute to the CCP (up to 10%) when mainly aggregated in FP, as seen at P3 when up to 60% of coccolithophores in deep sediment traps were in this form. By contrast, where coccolithophores in the deep traps were mainly found as single cells, as in P2,

their contribution to the CCP was much lower (2%). The important role of FP as drivers of POC export in the Scotia Sea was highlighted by Jones et al. and Manno et al.^{15,16}. Here, we demonstrate that FP are also important drivers of PIC export. Zooplankton attain high levels of biomass at station P3, and their generation of large levels of FP provides a major conduit for coccolithophore export during the late spring–early summer. Ballast provided by coccolithophore mediated carbonate significantly increase the sinking speed of FP produced by key zooplankton organisms such copepods which feed in part on coccolithophorid diets²⁵.

In 2010, pteropods dominated the calcifying plankton community in summer and autumn at both sites. However, their overall contribution to the CCP appeared to depend on whether shells were empty or included soft tissue. Where empty shells predominate, such as in 2010 (at both stations during autumn and summer) when they contributed up to 85% of the pteropod community in the sediment traps, their contribution to the CCP was as high as 15% compared to when shells with soft tissue predominated and their CCP contribution was just 7%. Empty shells are generated through predation activity by gymnosomatous (non-shelled) pteropods such as *Clione* spp. These feed almost exclusively on shelled pteropods, using tentacles to grab the shell and extract the soft body tissue. Without any soft body tissue, these shells are almost completely devoid of POC and therefore mainly contribute PIC to the downward flux on sinking. Conversely, when soft body tissue is present, the sinking pteropods contribute both POC and PIC to the downward flux. Assuming a shell and soft body contribution to the total dry biomass of 70% and 30%, respectively²⁶ we can estimate an increase in contributions to the CCP of up to 26% (full vs. empty shells). During the late summer–early autumn, a combination of environmental and behavioural factors act to promote a high pteropod sinking flux^{10,11,26} which, when combined with the predatory activity by *Clione* spp., can represent a substantial input of PIC to the deep ocean.

We show that the role of calcifying zooplankton in regulating the strength of the CCP is a function of the variability in the calcifying plankton community and associated food-web processes. Rising ocean temperatures, decreasing oxygen, OA, eutrophication, overfishing, and species introductions are changing plankton communities, and synergistic effects of these factors is expected to alter carbon cycling by zooplankton and to have direct impacts on key species²⁷. Furthermore, carbonate undersaturation events have been predicted to spread rapidly²⁸, affecting 70% of the SO by 2100 with the duration of these events increasing abruptly to up to 6 months per year in less than 20 years. SO zooplankton, such as pteropods, have comparatively long life-cycles and limited numbers of generation cycles in which to adapt to such rapid changes²⁹. For instance, in foraminifera, it has been shown that shell weight decreases when carbonate ion levels are lowered^{30,31}, while coccolithophore aggregates are less likely to form in simulated OA conditions³², reducing their potential to sink. However, amongst all planktonic calcifiers, it is the pteropods that are likely to be most sensitive to the change in seawater chemistry^{33–36} because of their aragonite shell structure, the relatively more soluble form of CaCO_3 ³⁷. Thus, within SO regions where the CCP is dominated by pteropods, such as the Northern Scotia Sea, there are likely to be dramatic changes in levels of direct PIC sinking and the ballasting of all particulate matter as a result of OA. We demonstrate the fundamental role that pteropods play in the CCP within a major area of carbon drawdown in the SO¹⁵. This emphasises the even greater urgency of parameterising the consequences of the potential declines in these organisms to the wider Earth system.

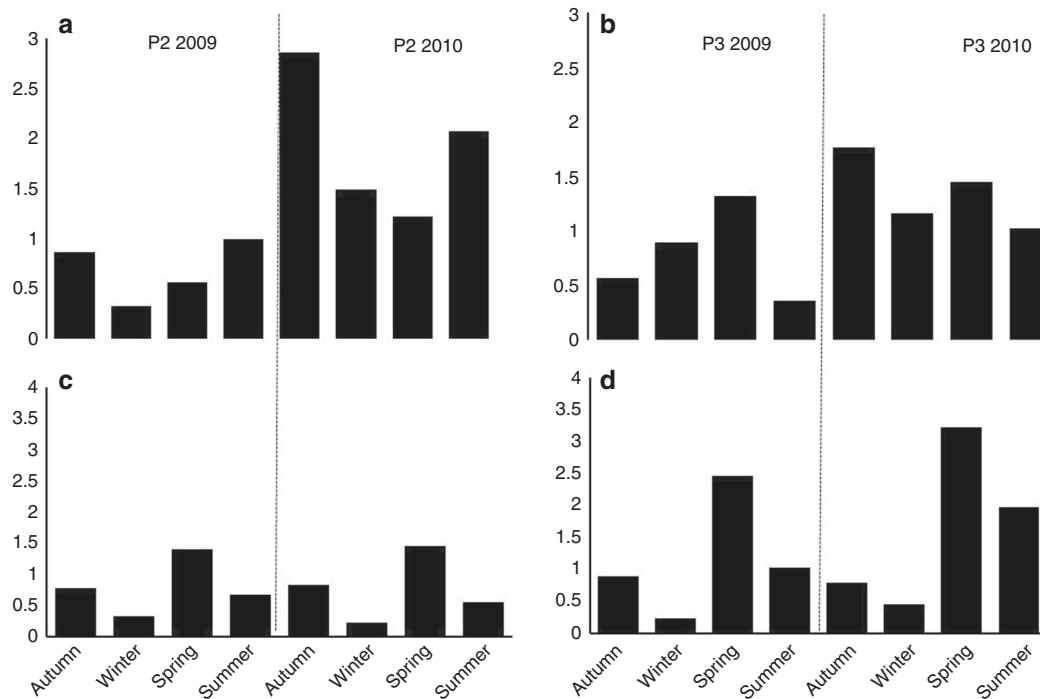


Fig. 4 Variability of the stoichiometric ratio. Seasonal variability of the stoichiometric ratio of PIC: POC at P2 (a) and P3 (b) and BSi:PIC at P2 (c) and P3 (d) for each year (2009 and 2010)

Table 1 Seasonal and annual counter carbonate pump effect (CCP) at sediment traps P2 and P3.

	%CCP				
	Total CaCO ₃	Ptero	Cocco	Fora	Ostrac
P2					
Autumn	3.62	1.20	0.52	1.82	0.07
Winter	1.35	0.16	0.06	1.11	0.16
Spring	2.35	0.36	1.40	0.55	0.05
Summer	4.16	1.31	1.10	1.71	0.04
Autumn	21.80	14.72	3.64	3.31	0.24
Winter	14.91	3.85	3.28	3.28	4.65
Spring	14.94	4.68	5.99	3.22	0.10
Summer	19.40	11.62	5.41	2.54	1.37
2009	3.36	0.96	0.94	1.42	0.06
2010	17.57	9.20	4.55	3.12	0.90
P3					
Autumn	6.97	1.07	1.67	4.02	0.21
Winter	11.08	1.15	1.36	8.35	0.22
Spring	16.43	5.02	9.09	2.01	0.33
Summer	4.48	1.14	1.58	1.72	0.04
Autumn	21.91	12.12	2.72	7.06	0.00
Winter	14.42	0.48	0.72	3.8	8.42
Spring	18.05	6.2	10.27	1.22	0.36
Summer	12.70	6.14	5.25	1.31	0.00
2009	9.49	2.64	4.50	2.19	0.17
2010	16.67	8.01	4.04	4.12	0.49

This represents the reduction (%) of CO₂ transferred to the deep ocean due to the production of total carbonate. The contribution of each calcifying organism (pteropods, coccolithophores, foraminifera and ostracods) to the CO₂ reduction is also calculated

Methods

Sample collection. Bottom-tethered moorings were repeatedly deployed at two locations (SCOOBIES sites P2 and P3) for periods of approximately 24 months between April 2009 and March 2010 (labelled 2009) and April 2010–February 2011 (labelled 2010). P2 was located at a site that was oceanographically upstream of South Georgia (55° 11.99’S, 40° 07.42’W), while P3 was downstream (52° 43.40’S, 40° 08.83’W). Refer to Supplementary Fig. 2 for mooring position. Each sediment trap (McLane Parflux sediment traps, 0.5 m² surface collecting area; McLane Labs, Falmouth, MA, USA) carried 21 receiving cups and was fitted with a plastic baffle

mounted in the opening, to prevent the entrance of large organisms. Prior to deployment, the receiving cups were filled with NaCl buffered HgCl₂ seawater solution to arrest biological degradation during sample collection and to avoid carbonate dissolution. Traps were deployed at a depth of 1500 m (P2, water depth 3200 m) and 2000 m (P3, water depth 3800 m), and the sample carousel was programmed to rotate at intervals of 15 days in austral summer and 30 days in austral winter. Note that physical data acquired during the sediment trap deployment suggest the record was not subjected to major hydrodynamic biases since mean current velocities near to the sediment traps were <10 cm s⁻¹ and we assumed no significant lateral advection occurred.

Trap sample processing. Once in the laboratory, the supernatant of each cup was removed by pipette and its pH was measured in order to check for possible carbonate dissolution. Prior to splitting, swimmers, i.e., zooplanktonic organisms that can enter the receiving cups while alive, were carefully removed: samples were first wet-sieved through a 1 mm nylon mesh and the remaining swimmers were hand-picked under a dissecting microscope. Large aggregates, fragments of moults and empty tests retained by the mesh were returned to the sample. Each sample was then divided into a series of replicate fractions for subsequent analysis using a McLane rotary sample splitter (McLane Labs, Falmouth, MA, USA).

Biogeochemistry analysis. Replicate fractions were vacuum filtered through pre-weighing and pre-combustion (550 °C for 5 h) on Whatman GF/F filters. Filters were then desalted through briefly washing with distilled water and dried at 60 °C. POC was measured by combustion in an elemental analyser (CHN); for POC determination, filters were pre-treated with 2 N H₃PO₄ and 1 N HCl. A detailed description of POC sample processing, analyses and results are provided in Manno et al. (2015). To estimate carbonate (CaCO₃) particle fluxes, PIC was obtained by determining the difference between total particulate carbon and POC and multiplied by a factor of 8.33, assuming that all inorganic carbon was in the form of calcium carbonate. CaCO₃ and PIC flux was expressed in mg m⁻² d⁻¹, estimated by dividing the total mass per sample by the time interval and the trap collection area. Biogenic silica (BSi) was determined following a progressive dissolution method³⁸, followed by colorimetric analysis. NaOH 0.5 M was used as extractant, in view of the large concentrations of biogenic silica in the samples. An aliquot of 0.2 ml was taken for silicic acid analysis every hour and the BSi content was estimated from the intercept of the extraction timeseries³⁸.

Calcifying plankton component. Pteropods, ostracods and foraminifera were counted and picked by using a light microscope (Olympus SZX16) from sub-sample aliquots. In the case of pteropods, we discriminated between pteropods containing soft body and empty shells. We assumed that empty shells were the

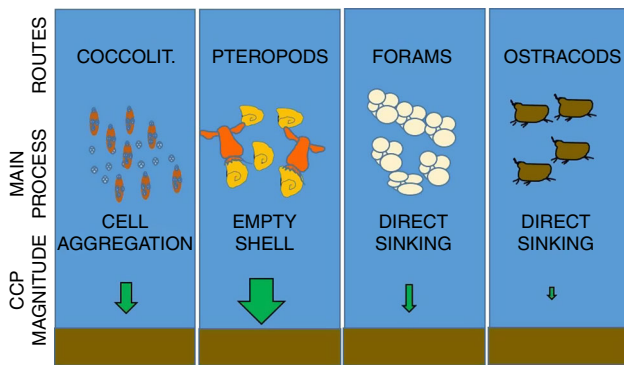


Fig. 5 Dominant process driving the carbonate counter pump. Schematic diagram highlighting the dominant process driving the carbonate counter pump during the different seasons in the Scotia Sea

product of successful attacks by their main predator *Clione limacina*. Ostracods were all recovered with soft body inside. Ostracods and pteropods with pristine, transparent shells were collected but not included in the carbonate calculation because they were considered as swimmers¹⁶. CaCO_3 was measured for each taxonomic group. Pteropods, foraminifera and ostracods picked from the samples were rinsed with distilled water and air dried for 24 h. For each sample, pteropods, foraminifera and ostracods were separately combusted in a muffle furnace at 550 °C for 5 h to remove any organic carbon. After combustion, the ash was air dried and weighed on a microbalance to estimate the total amount of carbonate in the sample for each taxonomic group. The coccolithophore carbonate amount was indirectly estimated by analysing the amount of CaCO_3 left in the sample after the removal of pteropods, ostracod and foraminifera.

Carbonate content of zooplankton FPs. Hundred FPs were picked from each sub-sample for carbonate analysis by using a light microscope. FP carbonate content was estimated through combustion in a muffle furnace as above to remove any organic material. The residual C (representing only the PIC fraction) was measured by CHN and then converted to CaCO_3 as above. We assumed that coccolithophores were responsible for all measured carbonate. We verified this through inverted microscope analysis of FP selected randomly from across the full sample set. Foraminifera abundance within FP was always <4% of the total foraminifera abundance, while ostracods and pteropod shells were absent.

Carbonate pump calculation. The strength of the carbonate counter pump, expressed as the reduction of the CO_2 drawdown by the biological pump due to CO_2 production during the calcification process in the mixed layer^{39,40} was calculated as follows:

$$(CC_{\text{pump}}, \%) = (\text{PIC}_{\text{flux}} \times \Psi) / (\text{POC}_{\text{WMLflux}} \times 100), \quad (1)$$

where CC_{pump} is the % of carbonate counter pump effect; Ψ is the mole of CO_2 emitted by a mole of CO_3^{2-} precipitated during the calcification process and ranges from 0.7 to 0.8 (we used 0.75 as average value) for seawater between 2 and 5 °C and a $p\text{CO}_2$ of 300–400 atm;³⁹ PIC is the CaCO_3 flux measured at the sediment trap (taken as a minimum estimate of PIC_{flux} at the base of the winter mixed layer); $\text{POC}_{\text{WMLflux}}$ is the POC flux measured at the sediment trap where the deployment depth were normalised to the base of the winter mixed layer (200 m) using the expression: $F_{\text{WML}} = F_d (\text{WML}/d)^b$; F_d is the flux at the sediment trap deployment depth, WML is 200 m and the exponent b characterises the attenuation of flux with depth. A b regional value of 1.43 and 0.78⁴¹ was used at P2 and P3, respectively.

Statistical analysis. Wilcoxon signed-rank tests were used to determine whether there were any significant differences between sites and between seasons with regard to the pteropods, foraminifera, coccolithophores, ostracod, CaCO_3 flux and the PIC:POC, BSI:PIC. Differences were considered significant where $\alpha < 0.05$.

Data availability

All published data set is available at NERC—Polar Data Centre, Cambridge, UK. DOI link: <https://doi.org/10.5285/749ffa17-ee4f-46a4-8827-5f062af19a6c>; Short DOI link: <https://doi.org/cvfr>; Short DOI: 10/cvfr

Received: 18 April 2018 Accepted: 10 October 2018

Published online: 02 November 2018

References

- Volk, T. & Hoffert, M. I. in The carbon cycle and atmospheric CO_2 : natural variations arcana to present. *Geoph. Monog. Ser.* **32**, 99–111 (1985).
- Antia, A. N. et al. Basin-wide particulate carbon flux in the Atlantic Ocean: regional export patterns and potential for atmospheric CO_2 sequestration. *Glob. Biogeochem. Cycles* **15**, 845–862 (2001).
- Steinberg, D. K. et al. Bacterial vs. zooplankton control of sinking particle flux in the ocean's twilight zone. *Limn. Oceanogr.* **53**, 1327–1338 (2008).
- Steinberg, K. D. et al. Long-term (1993–2013) changes in macrozooplankton off the Western Antarctic Peninsula. *Deep Sea Res. I* **101**, 54–70 (2015).
- Legendre, L. & Le Fevre, J. in *Productivity of the Ocean: Present and Past* (eds Berger, W. H. et al.) 49–63 (Wiley, Chichester, 1989).
- Manno, C., Sandrini, S., Accornero, A. & Tositti, L. First stages of degradation of *Limacina helicina* shells observed above the aragonite chemical lysocline in Terra Nova Bay (Antarctica). *J. Mar. Syst.* **68**, 91–102 (2007).
- Honjo, S. Coccoliths: production, transportation and sedimentation. *Mar. Micropaleontol.* **1**, 65–79 (1976).
- Passow, U. & Carlson, C. A. The biological pump in a high CO_2 world. *Mar. Ecol. Prog. Ser.* **470**, 249–271 (2012).
- Klaas, C. & Archer, D. E. Association of sinking organic matter with various types of mineral ballast in the deep sea: Implications for the rain ratio. *Glob. Biogeochem. Cycles* **16**, 1116 (2002).
- Accornero, A., Manno, C., Esposito, F. & Gambi, C. The vertical flux of particulate matter in the polynya of Terra Nova Bay: results from moored sediment traps (1995–1997). Part II biological components. *Antarct. Sci.* **15**, 175–188 (2003).
- Collier, R. et al. The vertical flux of biogenic and lithogenic material in the Ross Sea: moored sediment trap observations 1996–1998. *Deep Sea Res. II* **47**, 3491–3520 (2000).
- Rembauville, M., Manno, C., Tarling, G. A., Blain, S. & Salter, I. Strong contribution of diatom resting spores to deep-sea carbon transfer in naturally iron-fertilized waters downstream of South Georgia. *Deep Sea Res. I* **115**, 22–35 (2016).
- Honjo, S., Manganini, S. J., Krishfield, R. A. & Roger, F. Particulate organic carbon fluxes to the ocean interior and factors controlling the biological pump: a synthesis of global sediment trap programs since 1983. *Prog. Oceanogr.* **76**, 217–285 (2008).
- Trull, T. et al. Moored sediment trap measurements of carbon export in the Subantarctic and Polar Frontal Zones of the Southern Ocean, south of Australia. *J. Geophys. Res.* **106**, 31489–31509 (2001).
- Jones, E., Bakker, D., Venables, H. & Watson, A. Dynamic seasonal cycling of inorganic carbon downstream of South Georgia, Southern Ocean. *Deep Sea Res. II* **60**, 25–35 (2012).
- Manno, C., Stowasser, G., Enderlein, P., Fielding, S. & Tarling, G. A. The contribution of zooplankton faecal pellets to deep carbon transport in the Scotia Sea (Southern Ocean). *Biogeosciences* **12**, 1955–1965 (2015).
- Belcher, A. et al. Copepod faecal pellet transfer through the meso- and bathypelagic layers in the Southern Ocean in spring. *Biogeosciences* **14**, 1511–1525 (2017).
- McNeil, B. I. & Matear, R. J. Southern Ocean acidification: a tipping point at 450-ppm atmospheric CO_2 . *Proc. Natl. Acad. Sci. U. S. A.* **105**, 18860–18864 (2008).
- Manno, C., Tirelli, V., Accornero, A. & Fonda Umani, S. Importance of the contribution of *Limacina helicina* faecal pellets to the carbon pump in Terra Nova Bay (Antarctica). *J. Plankton Res.* **32**, 145–152 (2010).
- Atkinson, A., Ward, P., Hunt, B. P. V., Pakhomov, E. A. & Hosie, G. W. An overview of Southern Ocean zooplankton data: abundance, biomass, feeding and functional relationships. *CCAMLR Sci.* **19**, 171–218 (2012).
- Hunt, B. P. V. et al. Pteropods in Southern Ocean ecosystems. *Prog. Oceanogr.* **78**, 193–221 (2008).
- Seibel, B. A. & Dierssen, H. M. Cascading trophic impacts of reduced biomass in the Ross Sea, Antarctica: just the tip of the iceberg? *Biol. Bull.* **2**, 93–97 (2003).
- Wang, K., Hunt, B. P., Liang, C., Pauly, D. & Pakhomov, E. A. Reassessment of the life cycle of the pteropod *Limacina helicina* from a high resolution interannual time series in the temperate North Pacific. *ICES J. Mar. Sci.* **7**, 1906–1920 (2017).
- Salter, I. et al. Carbonate counter pump stimulated by natural iron fertilization in the polar frontal zone. *Nat. Geosci.* **7**, 885–889 (2014).
- Ploug, H., Iversen, M. & Fisher, G. Ballast, sinking velocity and apparent diffusivity in marine snow and zooplankton fecal pellets: implications for substrate turnover by attached bacteria. *Limnol. Oceanogr.* **53**, 1878–1886 (2008).
- Bednarsěk, N., Tarling, G. A., Fielding, S. & Bakker, D. C. E. Population dynamics and biogeochemical significance of *Limacina helicina* antarctica in the Scotia Sea (Southern Ocean). *Deep Sea Res. II* **59**, 105–116 (2012).
- Steinberg, D. K. & Landry, M. R. Zooplankton and the ocean carbon cycle. *Annu. Rev. Mar. Sci.* **9**, 413–444 (2017).

28. Hauri, C., Tobias, F. & Timmermann, A. Abrupt onset and prolongation of aragonite undersaturation events in the Southern Ocean. *Nat. Clim. Change* **6**, 172–176 (2016).
29. Manno, C. et al. Shelled pteropods in peril: assessing vulnerability in a high CO₂ ocean. *Earth Sci. Rev.* **169**, 132–145 (2017).
30. Manno, C., Morata, N. & Bellerby, R. Effect of ocean acidification and temperature increase on the planktonic foraminifer *Neogloboquadrina pachyderma* (sinistral). *Polar Biol.* **35**, 1311–1319 (2012).
31. Moy, A. D. et al. Reduced calcification in modern Southern Ocean planktonic foraminifera. *Nat. Geosci.* **2**, 276–280 (2009).
32. Biermann, A. & Engel, A. Effect of CO₂ on the properties and sinking velocity of aggregates of the coccolithophore *Emiliania huxleyi*. *Biogeosciences* **7**, 1017–1029 (2010).
33. Bednaršek, N. et al. Extensive dissolution of live pteropods in the Southern Ocean. *Nat. Geosci.* **5**, 881–885 (2012).
34. Lischka, S., Budenbender, J., Boxhammer, T. & Riebesell, U. Impact of ocean acidification and elevated temperatures on early juveniles of the polar shelled pteropod *Limacina helicina*: mortality, shell degradation, and shell growth. *Biogeosciences* **8**, 919–932 (2011).
35. Comeau, S., Gorsky, G., Jeffree, R., Teyssie, J. L. & Gattuso, J. P. Impact of ocean acidification on a key Arctic pelagic mollusc (*Limacina helicina*). *Biogeosciences* **6**, 1877–1882 (2009).
36. Gardner, J., Manno, C., Bakker, D. C. E., Peck, V. L. & Tarling, G. A. Southern Ocean pteropods at risk from ocean warming and acidification. *Mar. Biol.* **165**, 8 (2018).
37. Mucci, A. The solubility of calcite and aragonite in seawater at various salinities, temperatures, and one atmosphere total pressure. *Am. J. Sci.* **283**, 780–799 (1983).
38. De Master, D. J. Measuring biogenic silica in marine sediments and suspended matter. In marine particles: analysis and characterization. *Geophys. Monogr.* **63**, 363–367 (1991).
39. Frankignoulle, M., Canon, C. & Gattuso, J. P. Marine calcification as a source of carbon dioxide: positive feedback of increasing atmospheric CO₂. *Limnol. Oceanogr.* **39**, 458–462 (1994).
40. Zeebe, R. E. History of seawater carbonate chemistry, atmospheric CO₂, and ocean acidification. *Annu. Rev. Earth. Planet. Sci.* **40**, 141–165 (2012).
41. Belcher, A. et al. The role of particle associated microbes in remineralisation of faecal pellets in the upper mesopelagic of the Scotia Sea, Antarctica. *Limnol. Oceanogr.* **61**, 1049–1064 (2016).

Acknowledgements

We thank D. Pond and the captains and crew of the RRS *James Clark Ross* for their support in the deployment and recovery of sediment traps. E. Murphy, J. Watkins, R.

Korb and M. Whitehouse helped in the initial strategic design of the moorings and their locations. P. Geissler for helping to carry out the CHN analysis. This work was carried out as part of the Ecosystems programme and the Scotia Sea Open Ocean Laboratories (SCOOBIES) sustained observation programme at the British Antarctic Survey. This is contribution number 1976 of CNR-ISMAR of Bologna.

Author contributions

C.M. conceptualised the project and wrote the manuscript. S.F., P.E. and G.S. carried out the fieldwork, F.G. carried out Biosilica analysis and support in the data interpretation, S. F. and G.S. provided theoretical overviews and G.A.T. aided in interpretation and contributed to writing the manuscript.

Additional information

Supplementary Information accompanies this paper at <https://doi.org/10.1038/s41467-018-07088-y>.

Competing interests: The authors declare no competing interests.

Reprints and permission information is available online at <http://npg.nature.com/reprintsandpermissions/>

Publisher's note: Springer Nature remains neutral with regard to jurisdictional claims in published maps and institutional affiliations.



Open Access This article is licensed under a Creative Commons Attribution 4.0 International License, which permits use, sharing, adaptation, distribution and reproduction in any medium or format, as long as you give appropriate credit to the original author(s) and the source, provide a link to the Creative Commons license, and indicate if changes were made. The images or other third party material in this article are included in the article's Creative Commons license, unless indicated otherwise in a credit line to the material. If material is not included in the article's Creative Commons license and your intended use is not permitted by statutory regulation or exceeds the permitted use, you will need to obtain permission directly from the copyright holder. To view a copy of this license, visit <http://creativecommons.org/licenses/by/4.0/>.

© The Author(s) 2018