

1 **Southern Ocean mesopelagic fish comply with Bergmann's rule**

2 Ryan A. Saunders* and Geraint A. Tarling

3

4 British Antarctic Survey, Natural Environment Research Council, High Cross, Madingley
5 Road, Cambridge, CB3 0ET, UK

6 *Corresponding author: Email: ryaund@bas.ac.uk, Tel: +44(0)1223 221275, Fax: +44
7 (0)1223 362616

8

9 *Key words:* Mesopelagic fish; temperature; macroecology; Bergmann's Rule, Southern
10 Ocean

11

12 Short Note in preparation for *The American Naturalist*

13 **ABSTRACT:** The applicability of macroecological rules to patterns in body size varies
14 between taxa. One of the most examined is Bergmann's rule, which states that body size
15 increases with decreasing temperature and increasing latitude, although the rule is not
16 universal and the proposed mechanisms underpinning it are multifarious and lack
17 congruence. This study considers the degree to which Bergmann's rule applies to the
18 Southern Ocean mesopelagic fish community. We studied patterns in body size, temperature
19 and latitude across a 12° latitudinal gradient within the Scotia-Weddell sector. Intra-specific
20 Bergmann's rule was found to apply to 8 out of the 11 biomass-dominant species in the
21 family Myctophidae. The rule was also apparent at an inter-specific level. Our study suggests
22 that greater attainable body size in this community is a necessary attribute to reach colder
23 regions further south. The adherence of these taxa to Bergmann's rule enables such species to
24 act as sentinels for identifying the drivers and consequences of ocean warming on the
25 Southern Ocean ecosystem.

26 **Introduction**

27 Analysis of large-scale distributions of species has generated a number of ‘ecological rules’,
28 with Bergmann’s rule being one of the oldest and most widely recognised (Bergmann 1847;
29 Meiri 2011). Bergmann’s rule is defined as a geographical tendency within a clade of
30 organisms for size to decrease as temperature increases, or as latitude or altitude decrease
31 (Meiri 2011). Such variation in body size is known for a range of terrestrial and aquatic
32 organisms that are distributed over broad geographic ranges, but the mechanisms
33 underpinning it have remained elusive and controversial (Angilletta et al. 2004). Central to
34 this complexity is the fact that Bergmann’s rule is differentially expressed across taxa,
35 particularly between endothermic and ectothermic taxa, and that the rule has often not been
36 applied independently of other ecological influences (Belk and Houston 2002; Fisher et al.
37 2010a). There is also some confusion about whether the rule applies to both intra-specific or
38 inter-specific patterns (the former otherwise being known as James’s rule, Blackburn et al.
39 1999) since they may actually represent very different phenomenon (Chown and Gaston
40 2010). The importance for improved understanding of macroecological patterns in body size
41 and life history is increasingly clear if we are to predict how organisms and communities will
42 respond to global climate change (Edeline et al. 2013).

43

44 To date, only a few studies have been conducted toward understanding Bergmann’s rule in
45 marine fishes. The rule has been found to apply globally to groundfish at a broad taxonomic
46 level (Fisher et al. 2010a). It has also been observed in the early life stages and adults of
47 marine and freshwater fishes, with various selection mechanisms thought to be controlling
48 these patterns to varying degrees (Barneche et al. 2009; Perez and Munch 2010; Rypel 2014;
49 Wilson 2009). However, many others considering adult body sizes have found little evidence

50 of Bergmann's rule (Choat and Robertson 2002; Macpherson and Duarte 1994; Smith and
51 Brown 2002), which could possibly be attributed to overfishing and climate change
52 homogenising latitudinal patterns (Fisher et al. 2010a; Fisher et al. 2010b). No studies have
53 yet considered the application of Bergmann's rule to mesopelagic fishes which have seldom
54 been fished commercially. Mesopelagic fish are mainly found from the base of the surface
55 mixed layer (~50 to 100 m) to around 1000 m in most of the world's oceans, and are one of
56 the most abundant and diverse groups of fish on Earth (Gjøsaeter and Kawaguchi 1980;
57 Irigoien et al. 2014). They are an important trophic link in food webs and also provide a
58 pathway for substantial export of carbon between the sea surface and the deep ocean through
59 their extensive vertical migrations (Pakhomov et al. 1996).

60

61 In this study, we consider the applicability of Bergmann's rule at both the intra- and inter-
62 specific level to the mesopelagic fish family Myctophidae (commonly referred to as
63 myctophids, or lanternfish) in the Southern Ocean. Myctophids, which predominantly range
64 between ~60 and 200 mm in size, dominate the mesopelagic fish community in this region
65 and are comprised of around 35 species in 12 genera (Hulley 1981), with an estimated
66 biomass of between 70 and 200 Mt (Lubimova et al. 1987). Myctophids are an integral part
67 of the Southern Ocean food web, being both prey for many higher predators (penguins, seals
68 and cetaceans) and major consumers of zooplankton and krill. The Southern Ocean is not a
69 region in which myctophids are fished commercially and fishery-related distortions in body
70 sizes can be excluded as a contributory factor to any compliance with Bergmann's rule.
71 Virtually nothing is known about the thermal habitat preferences of this taxon in the Southern
72 Ocean and the role of temperature on the ecology of Southern Ocean myctophids has been
73 brought further into focus by rapid ocean warming in this region (Atkinson et al. 2004;

74 Curran et al. 2003; de la Mare 1997; Flores et al. 2012; Hill et al. 2013; Murphy et al. 2007;
75 Whitehouse et al. 2008) and the need to understand the impact this change will have on the
76 structure of the local marine ecosystem.

77

78 **Materials and methods**

79 Mesopelagic fish were collected across the Scotia Sea (southwest Atlantic: 57.5 °S, 40.0 °W)
80 during three multidisciplinary research surveys in austral spring (Oct-Dec 2006), summer
81 (Jan-Feb 2008) and autumn (Mar-Apr 2009). Each survey spanned the entire Scotia Sea
82 region from the Antarctic Polar Front to the seasonal sea ice zone (Collins et al. 2012), with
83 environmental and biological data collected repeatedly at fixed stations that encompassed the
84 predominant water masses and frontal zones of the region (Venables et al. 2012). The
85 samples were collected using a 25 m² rectangular mid-water trawl net (RMT25), which
86 consists of two nets (with 5 mm mesh) that can sample discrete depth layers (Piatkowski et
87 al. 1994) and real-time environmental monitoring of depth, volume filtered, fluorescence and
88 temperature via a SBE-3 temperature sensor that was factory calibrated prior to the surveys
89 and was accurate to ~0.001 °C. At each station, the net was towed obliquely at ~2.5 knots for
90 30-60 mins such that depth-stratified hauls were undertaken between 0-200, 200-400, 400-
91 700 and 700-1000 m. These zones were sampled by day and night during the spring and
92 summer, and during dark hours only in autumn. A total of 146 hauls were obtained during the
93 study.

94

95 All fish samples were sorted at sea to the lowest taxonomic level possible (Hulley 1990) and
96 measured to the nearest mm using standard length (SL). Temperature measurements were

97 logged for the entire duration of the depth-discrete trawls and a median temperature value
98 was calculated for each haul. These values were then assigned to each fish length record
99 obtained in the respective net haul and data were pooled across all surveys, regions and
100 depths to provide a representative overview of the thermal environment occupied by each
101 myctophid species. In this way, we were able to assign a specific temperature to each
102 individual depending on where in the water column it was captured. The latitudinal mid-point
103 of each net haul was also assigned to the respective fish length records.

104

105 For each species, a median temperature and latitude value was calculated for every 1 mm size
106 class from the aggregated data sets to investigate intra-specific relationships between body
107 size, temperature and latitude. Bergmann's rule was evaluated by correlating body size with
108 temperature and latitude for each species. Significant negative correlations with temperature
109 and positive correlations with latitude were interpreted as evidence for Bergmann's rule. Both
110 simple linear and non-linear models were used to explore these relationships and the best
111 model fit was selected based on R^2 following significant ($P < 0.05$) outcomes. Additionally,
112 mixed models were fitted to the raw body size and temperature data for species conforming
113 to Bergmann's rule. For this approach, a random slope and intercept mixed model was
114 identified as optimal for our data, where body size was the response variable, temperature a
115 fixed effect predictor variable and season (cruise) a random effect variable (Zuur et al. 2009).
116 In each case, our data were significant ($P < 0.05$) within this modelling framework. In the case
117 of Brauer's lanternfish *Gymnoscopelus braueri*, for example, temperature significantly
118 affected body size (SL), lowering it by $\sim 8 \text{ mm} \pm 3.2$ (standard errors), with the random effect
119 of seasonality accounting for a variance of 35 mm. However, the residual variance (i.e.
120 variance outside of our measured parameters) was considerably higher (515 mm),

121 demonstrating that the random effect of seasonality was relatively low compared to other
122 possible factors. We therefore concluded that the simple linear model approach was sufficient
123 in identifying the clear trends within the datasets without the need for adding further model
124 complexity. Furthermore, the simple linear model approach could be applied to the whole
125 myctophid community, whereas the mixed model approach could only be applied to 4 species
126 that were sufficiently numerous for such a test.

127

128 Inter-specific relationships between body size, temperature and latitude were also
129 investigated to examine further the validity of Bergmann's rule in Southern Ocean
130 myctophids. For this analysis, the maximum body size of each species was correlated with
131 the minimum temperature and the southernmost latitude at which it occurred. We used the
132 lower 25th percentile values of each species' pooled temperature data set to represent the
133 temperature minima, whilst the upper 75th percentile of the latitude data sets was used to
134 represent the latitude maxima. Our intra-specific analyses were restricted to the 11 most
135 abundant species caught during the surveys that had sample sizes >50. However, the inter-
136 specific analysis was extended to include other species that had sample sizes >10. Following
137 Rypel (2014), spatial autocorrelation was not addressed in this study in order to maintain
138 simplicity until such time that issues concerning this subject have been sufficiently resolved
139 (Beck et al. 2012; Hawkins 2012; Kuhn and Dormann 2012).

140

141 **Results**

142 A total of 6858 body size and concurrent temperature measurements representing 18 species
143 of myctophid fish were obtained for the present study. The measurements were collected

144 between 48 and 60 °S over a seasonal and latitudinal temperature range of approximately +4
145 to -1 °C. Data underlying figs 1-3 are deposited in the Dryad Digital Repository (location to
146 be confirmed upon manuscript submission).

147

148 All species occupied a relatively narrow median temperature range between ~0 and 3 °C, but
149 there were differences in range between species, suggesting species-specific thermal habitat
150 preferences (fig. 1). Consistent with Bergmann's rule, there were significant ($P < 0.01$)
151 negative correlations between intra-specific body size and temperature for Antarctic
152 lanternfish *Electrona antarctica*, Fraser's lanternfish *Gymnoscopelus fraseri*, Nichol's
153 lanternfish *Gymnoscopelus nicholsi*, Brauer's lanternfish *Gymnoscopelus braueri*, Tenison's
154 lanternfish *Protomyctophum tenisoni*, Bolin's lanternfish *Protomyctophum bolini* and
155 gaptooth lanternfish *Protomyctophum choriodon* (fig. 1). Correspondingly, there was a
156 significant ($P < 0.01$) positive correlation with latitude for each of these species (fig. 2). Intra-
157 specific Bergmann's rule was not observed for *Gymnoscopelus opisthopterus* and
158 *Nannobranchium achirus*, which resided predominantly in the thermally uniform deep water
159 masses, or Carlsberg's lanternfish *Electrona carlsbergi* that had only a limited size range in
160 the study region. Partial Bergmann's rule was observed for rhombic lanternfish *Krefftichthys*
161 *anderssoni*, which showed a significant ($P < 0.0001$) positive correlation with latitude, but no
162 significant ($P > 0.05$) relationship with temperature.

163

164 Bergmann's rule was also observed among species within the Southern Ocean myctophid
165 community, as maximum body size was significantly ($P < 0.01$) correlated both negatively
166 with the lowest temperature preferendum and positively with the maximum latitudinal

167 preferendum (fig. 3). Thermal tolerance and the southernmost distributional limit of a species
168 was therefore dependent upon the maximum size that a species can attain, such that species
169 unable to attain a body size of more than ~100 mm cannot reside in high latitude waters <1.5
170 °C, whilst those only able to attain a maximum size of ~50 mm cannot inhabit waters <2.5
171 °C, which are characteristic of the Scotia Sea.

172

173 **Discussion**

174 We found that, in the Southern Ocean, Bergmann's rule was obeyed by the majority of
175 myctophid species at the intra-specific level and by the myctophid community at the inter-
176 specific level over a 4 °C temperature range. Intra-specifically, median standard length
177 significantly increased in 8 out of 11 species for latitude and 7 out of 11 species for temperature.
178 At the inter-specific level, maximum attainable body size was found to be positively related
179 to southernmost range, and negatively related to lowermost temperature. Myctophid species
180 that attain a larger maximum body size therefore appear to have a greater capacity to persist
181 in colder, higher latitude regions of the Southern Ocean. Furthermore, this study highlights
182 that Bergmann's rule applies to ectotherms that inhabit cold environments characterised by
183 narrow temperature ranges, as much as to those that occur over broader thermal and
184 latitudinal gradients.

185

186 Myctophids have life-cycles that generally last between 2 and 5 years (Gjøsaeter and
187 Kawaguchi 1980). They are social animals that move through the oceans in schools that vary
188 in size that can be extensive (Saunders et al. 2013). These fish are principally planktivores,
189 feeding on copepods and euphausiids in the surface layers that they migrate into at night-time

190 before returning to mesopelagic depths during the day (Shreeve et al. 2009). Most myctophid
191 species that occur in the Scotia Sea appear to have their core populations centred around sub-
192 Antarctic, or temperate latitudes, with only fractions of the populations undertaking
193 southward migrations to waters at higher latitudes (Saunders et al. 2017). Further aspects of
194 the behaviour of these organisms is relatively unknown, particularly with regards horizontal
195 migration behaviour and how they locate patches of food. The Scotia-Weddell Sea area
196 contains a number of oceanic fronts (Gordon et al. 1970; Orsi et al. 1995) where passively
197 drifting organisms aggregate and productivity is enhanced (Kahru et al. 2007; Ward et al.
198 2012). Increased productivity is also apparent at the marginal ice zone because of surface
199 layer stratification and fertilisation from melting ice (Smith and Nelson 1986). Searching for
200 these prey hotspots is likely to be a major driver of the southward migration of myctophids.

201

202 Evidence that these individuals do not return from this journey south and form sink
203 populations in the study region was presented by Saunders et al. (2017), who examined the
204 length frequency structure and distribution of myctophid communities throughout the Scotia-
205 Weddell region. With the exception of Antarctic lanternfish *Electrona antarctica* and
206 rhombic lanternfish *Krefftichthys anderssoni*, there was no indication of any local
207 recruitment, either through capture of larvae within large scale, multiyear plankton net
208 surveys, or through the appearance of young cohorts in the population size structure. This is
209 in agreement with the findings of Oven et al. (1990), who only found that any evidence of
210 ovarian maturation in any species of Southern Ocean myctophid was rare. Furthermore, there
211 is a lack of evidence that these populations make a northward breeding migration. Analyses
212 of seasonal population body size frequencies did not show a decrease in the relative size of
213 any cohort at any time of year, apart from gaptooth lanternfish *Protomyctophum choriodon*

214 which was not found in the region in spring and seems to make a southward migration away
215 from the northern Scotia Sea between summer and autumn. Therefore, the vast majority of
216 Southern Ocean myctophids appear to be expatriates in Antarctic waters that are most likely
217 lost to the breeding population.

218

219 Although the majority of species complied with intra-specific Bergmann's rule, the
220 exceptions require further scrutiny. Carlsberg's lanternfish *Electrona carlsbergi* showed a
221 relatively narrow distributional range, mainly centred between 54 and 56 °S and between 1.5
222 and 2 °C, from which it was difficult to establish whether any trend was apparent. Rhombic
223 lanternfish *Krefftichthys anderssoni*, *Gymnoscopelus opisthopterus* and *Nannobranchium*
224 *achirus*, on the other hand, spanned at least 8° of latitude over which significant relationships
225 were observed. What was notable in each of these three species was the corresponding
226 temperature ranges, which were comparatively narrow across these latitudes. This was
227 particularly marked in rhombic lanternfish *Krefftichthys anderssoni*, which had a narrow
228 range clustered around 2 °C. This suggests these fish maintain a vertical distribution that
229 minimises fluctuation in temperature throughout their latitudinal range. For instance,
230 although temperatures of around 2 °C can be found through much of the water column at
231 latitudes of around 54 to 55 °S, this temperature still exists to around 57 °S within
232 Circumpolar Deep Water at depths of between 300 and 700 m (Venables et al. 2012). Our
233 data showed that these three species were predominantly distributed in this thermally stable
234 water mass (Saunders et al. 2015). An implication of this pattern is that these organisms do
235 not migrate into the surface layers to feed, and instead, have an alternative feeding strategy
236 that focusses on deeper living prey, such as mesopelagic copepods, or amphipods. Overall,
237 these exceptions to Bergmann's rule serve to highlight that most other Southern Ocean

238 myctophid species occupy many different parts of the water column and the need to migrate
239 vertically and feed on the high concentrations of zooplankton in the surface layers overrides
240 any drive to thermoregulate.

241

242 Although compliance with Bergmann's rule has been found in many ectothermic taxa,
243 determination of the mechanism driving the pattern is difficult and those that have been
244 proposed have been multifarious and diverse (Watt et al. 2010). Central to the debate is
245 whether the pattern itself is a manifestation of phenotypic plasticity or natural selection on
246 heritable traits (Mousseau 1997; Partridge and Coyne 1997; Stillwell 2010; Van Voorhies
247 1996). Many reviews have concluded that the pattern is likely to result from the convergence
248 of a number of different mechanisms that either support or counteract each other depending
249 on the particular set of abiotic and biotic factors that are most influential to the taxon in
250 question (Blackburn et al. 1999; Watt et al. 2010). Amongst those studies that have focussed
251 on phenotypic mechanisms, the majority have considered the relationship between growth
252 and temperature in the laboratory (Angilletta and Dunham 2003; Atkinson 1994), and it is
253 rare that an example can be provided where genotypic selection can be excluded as a
254 contributory factor to distributional trends in body size in the natural environment. Since our
255 evidence suggests that local selection mechanisms appear unlikely to operate within these
256 myctophid sink populations, the present case study potentially allows us to investigate the
257 capacity for phenotypic plasticity alone to drive Bergmann's rule in a major group of
258 ectotherms. Furthermore, given that Southern Ocean myctophids appear to be, on the whole,
259 non-returning, sterile expatriates, any observed plasticity in body size versus temperature and
260 latitude is mostly likely to be non-adaptive.

261

262 Amongst phenotypic-based mechanisms to explain Bergmann's rule, the "resource
263 availability" hypothesis advocates that organisms reach a larger size where levels of
264 productivity are higher (Dunbrack and Ramsay 1993) or food quality is greater (Ho et al.
265 2009). This has a certain resonance with the ever-southward search of myctophids for rich
266 patches of prey, but would not equate to patterns of overall productivity which are generally
267 greatest at intermediate latitudes (Blackburn et al. 1999; Park et al. 2010). Whether the
268 quality of zooplankton prey is higher further south is also questionable. Alternatively, the
269 "migration ability" hypothesis proposes that smaller individuals have a lower dispersal ability
270 (Blackburn and Gaston 1996). Very little is known about the swimming dynamics of
271 myctophids although it is implicit that the larger species have a higher Reynolds number and
272 a greater ability to overcome drag (Fuiman and Batty 1997). In their journey south, these
273 individuals will have to cross the Antarctic Circumpolar Current, with average velocities of
274 20 cm s^{-1} (Klinck and Nowlin Jr 2001) which may be better negotiated by individuals with
275 larger body sizes. The Southern Ocean is also a highly seasonal environment which may
276 favour larger individuals with greater resistance to starvation. The "starvation resistance"
277 hypothesis was, for example, seen to apply to body size trends in Arctic char *Salvelinus*
278 *alpinus*, in which small individuals were seen to die before large ones when starved in a
279 simulation of the likely overwintering scenario (Byström et al. 2006). Myctophids have a
280 multiyear life cycle in which resource scarcity over multiple winters must be overcome,
281 which may favour larger individuals.

282

283 In investigating the myctophid community, this study was able to consider inter-specific
284 alongside intra-specific Bergmann's rule. At a broad taxonomic level, it is widely accepted
285 that mechanisms driving Bergmann's rule at an intra-specific level may be different from

286 those at an inter-specific level (Blackburn et al. 1999; Meiri 2011). Nevertheless, the
287 significant relationships between body size and temperature and latitude found in our inter-
288 specific analysis particularly favour the argument that the ability to achieve a larger body size
289 is a precondition to myctophids being able to occupy colder, higher latitude regions. Had this
290 not been the case, we would otherwise expect a much broader range of maximum attainable
291 body sizes at colder temperatures and higher latitudes. Inter-specifically therefore, our
292 evidence provides greater support to hypotheses in which body size enables persistence
293 within colder, higher latitude regions, such as the “migration ability” and “starvation
294 resistance” hypotheses. In all likelihood, the true suite of drivers of the observed pattern are
295 likely to be multiple but amongst these, we suggest swimming capability and energetics as
296 having a major influence.

297

298 Many regions of the Southern Ocean are warming rapidly, and a realistic prediction for the
299 Southern Ocean myctophid community is that the southernmost distributional range could
300 increase for many temperate species (e.g. Carlsberg’s lanternfish *Electrona carlsbergi*), but
301 contract for true Antarctic species such as Antarctic lanternfish *Electrona antarctica*. Given
302 the compliance to inter-specific Bergmann’s rule in this taxon, this biogeographic shift would
303 be predicted to result in the overall range in species body sizes becoming smaller within the
304 Southern Ocean. At the intra-specific level, strict adherence to Bergmann’ rule implies that
305 the warming temperatures would allow smaller individuals to persist at increasingly high
306 latitudes. This reduction in body size both within and between species will affect both the
307 predation impact of this community on the size spectra of their zooplankton prey (Saunders et
308 al. 2015; Shreeve et al. 2009) and their suitability as prey items to higher predators (Cherel et
309 al. 1997; Olsson and North 1997). The pivotal role these species play in the Southern Ocean

310 ecosystem means that they can act as sentinel species for identifying the drivers and impacts
311 of change in this system (Hobday and Pecl 2014). Our identification of macroecological rules
312 that govern the distribution and size structure of a major component of the Southern Ocean
313 ecosystem is therefore an important step to being able to predict how this system will respond
314 to further climatic change.

315

316 **Acknowledgements**

317 This work was undertaken as part of the British Antarctic Survey's POETS and SCOOBIES
318 Projects within the Ecosystems programme, funded by the UK's Natural Environment
319 Research Council. We thank the officers, crew and scientists of the RRS *James Clark Ross*
320 for their assistance during the three research cruises. We also thank M. Collins, G. Stowasser
321 and E. Foster for assisting with fieldwork and lab work. This manuscript was improved by
322 constructive feedback from two anonymous reviewers.

323 **Literature cited**

- 324 Angilletta, M. J., T. D. Steury, and M. W. Sears. 2004. Temperature, growth rate, and body size in
325 ectotherms: Fitting pieces of a life-history puzzle. *Integrative and Comparative Biology*
326 44:498-509.
- 327 Angilletta, M. J. J., and A. E. Dunham. 2003. The temperature-size rule in ectotherms: Simple
328 evolutionary explanations may not be general. *The American Naturalist* 162:332-342.
- 329 Atkinson, A., V. Siegel, and P. Rothery. 2004. Long-term decline in krill stock and increase in salps
330 within the Southern Ocean. *Nature* 432:100-103.
- 331 Atkinson, D. 1994. Temperature and organism size: a biological law for ectotherms? *Advances in*
332 *Ecological Research* 25:1-58.
- 333 Barneche, D. R., S. R. Floeter, D. M. Ceccarelli, D. M. B. Frensel, D. F. Dinslaken, H. F. S. Mario, and C.
334 E. L. Ferreira. 2009. Feeding macroecology of territorial damselfishes (Perciformes:
335 Pomacentridae). *Marine Biology* 156:289-299.
- 336 Beck, J., L. Ballesteros-Mejia, C. M. Buchmann, J. Dengler, S. A. Fritz, B. Gruber, C. Hof et al. 2012.
337 What's on the horizon for macroecology? *Ecography* 35:673-683.
- 338 Belk, M. C., and D. D. Houston. 2002. Bergmann's rule in ectotherms: A test using freshwater fishes.
339 *The American Naturalist* 160:803-808.
- 340 Bergmann, C. 1847. Ueber die Verhältnisse der Warmeökonomie der thiere zu ihrer grosse. *Gottinger*
341 *Studien* 1:595-708.
- 342 Blackburn, T. M., and K. J. Gaston. 1996. Spatial patterns in the geographic range sizes of bird species
343 in the New World. *Philosophical Transactions of the Royal Society B: Biological Sciences*
344 351:897-912.
- 345 Blackburn, T. M., K. J. Gaston, and N. Loder. 1999. Geographic gradients in body size: a clarification
346 of Bergmann's rule. *Diversity and Distributions* 5:165-174.
- 347 Byström, P., J. Andersson, A. Kiessling, and L. O. Eriksson. 2006. Size and temperature dependent
348 foraging capacities and metabolism: consequences for winter starvation mortality in fish.
349 *Oikos* 115:43-52.
- 350 Cherel, Y., C. Guinet, and Y. Tremblay. 1997. Fish prey of Antarctic fur seals *Arctocephalus gazella* at
351 Ile de Croix, Kerguelen *Polar Biology* 17:87-90.
- 352 Choat, J. H., and D. R. Robertson. 2002. Age-based studies on coral reef fishes, Pages 57-80 in P. F.
353 Sale, ed. *Coral reef fishes: dynamics and diversity in a complex ecosystem*. San Diego,
354 Academic Press.
- 355 Chown, S. L., and K. J. Gaston. 2010. Body size variation in insects: a macroecological perspective.
356 *Biological Reviews* 85:139-169.
- 357 Collins, M. A., G. Stowasser, S. Fielding, R. Shreeve, J. C. Xavier, H. J. Venables, P. Enderlein et al.
358 2012. Latitudinal and bathymetric patterns in the distribution and abundance of

359 mesopelagic fish in the Scotia Sea. *Deep-Sea Research Part II-Topical Studies in*
360 *Oceanography* 59-60:189-198.

361 Curran, M. A. J., T. D. van Ommen, V. I. Morgan, K. L. Phillips, and A. S. Palmer. 2003. Ice core
362 evidence for sea ice decline since the 1950s. *Science* 302:1203-1206.

363 de la Mare, W. K. 1997. Abrupt mid-twentieth-century decline in Antarctic sea ice extent from
364 whaling records. *Nature* 389:387-400.

365 Dunbrack, R. L., and M. A. Ramsay. 1993. The allometry of mammalian adaptations to seasonal
366 environments: a critique of the fasting endurance hypothesis. *Oikos* 66:336-342.

367 Edeline, E., G. Lacroix, C. Delire, N. Poulet, and S. Legendre. 2013. Ecological emergence of thermal
368 clines in body size. *Global Change Biology* 19:3062-3068.

369 Fisher, J. A. D., K. T. Frank, and W. C. Leggett. 2010a. Breaking Bergmann's rule: truncation of
370 Northwest Atlantic marine fish body sizes. *Ecology* 91:2499-2505.

371 Fisher, J. A. D., K. T. Frank, and W. C. Leggett. 2010b. Global variation in marine fish body size and its
372 role in biodiversity-ecosystem functioning. *Marine Ecology Progress Series* 405:1-13.

373 Flores, H., A. Atkinson, S. Kawaguchi, B. A. Krafft, G. Milinevsky, S. Nicol, C. Reiss et al. 2012. Impact
374 of climate change on Antarctic krill. *Marine Ecology Progress Series* 458:1-19.

375 Fuiman, L., and R. Batty. 1997. What a drag it is getting cold: partitioning the physical and
376 physiological effects of temperature on fish swimming. *Journal of Experimental Biology*
377 200:1745-1755.

378 Gjøsaeter, J., and K. Kawaguchi. 1980. A review of the world resources of mesopelagic fish. FAO
379 (Food and Agriculture Organization of the United Nations) Fisheries Technical Paper 193:1-
380 151.

381 Gordon, A. L., R. D. Goldberg, and K. Hunkins. 1970, *Circumpolar Characteristics of Antarctic Waters*
382 *and Sound Channels in Antarctic waters*. New York, American Geographical Society.

383 Hawkins, B. A. 2012. Eight (and a half) deadly sins of spatial analysis. *Journal of Biogeography* 39:1-9.

384 Hill, S. L., T. Phillips, and A. Atkinson. 2013. Potential climate change effects on the habitat of
385 Antarctic krill in the Weddell quadrant of the Southern Ocean. *PLoS one* 8:1-12.

386 Ho, C.-K., S. C. Pennings, and T. H. Carefoot. 2009. Is diet quality an overlooked mechanism for
387 Bergmann's rule? *The American Naturalist* 175:269-276.

388 Hobday, A. J., and G. T. Pecl. 2014. Identification of global marine hotspots: sentinels for change and
389 vanguards for adaptation action. *Reviews in Fish Biology and Fisheries* 24:415-425.

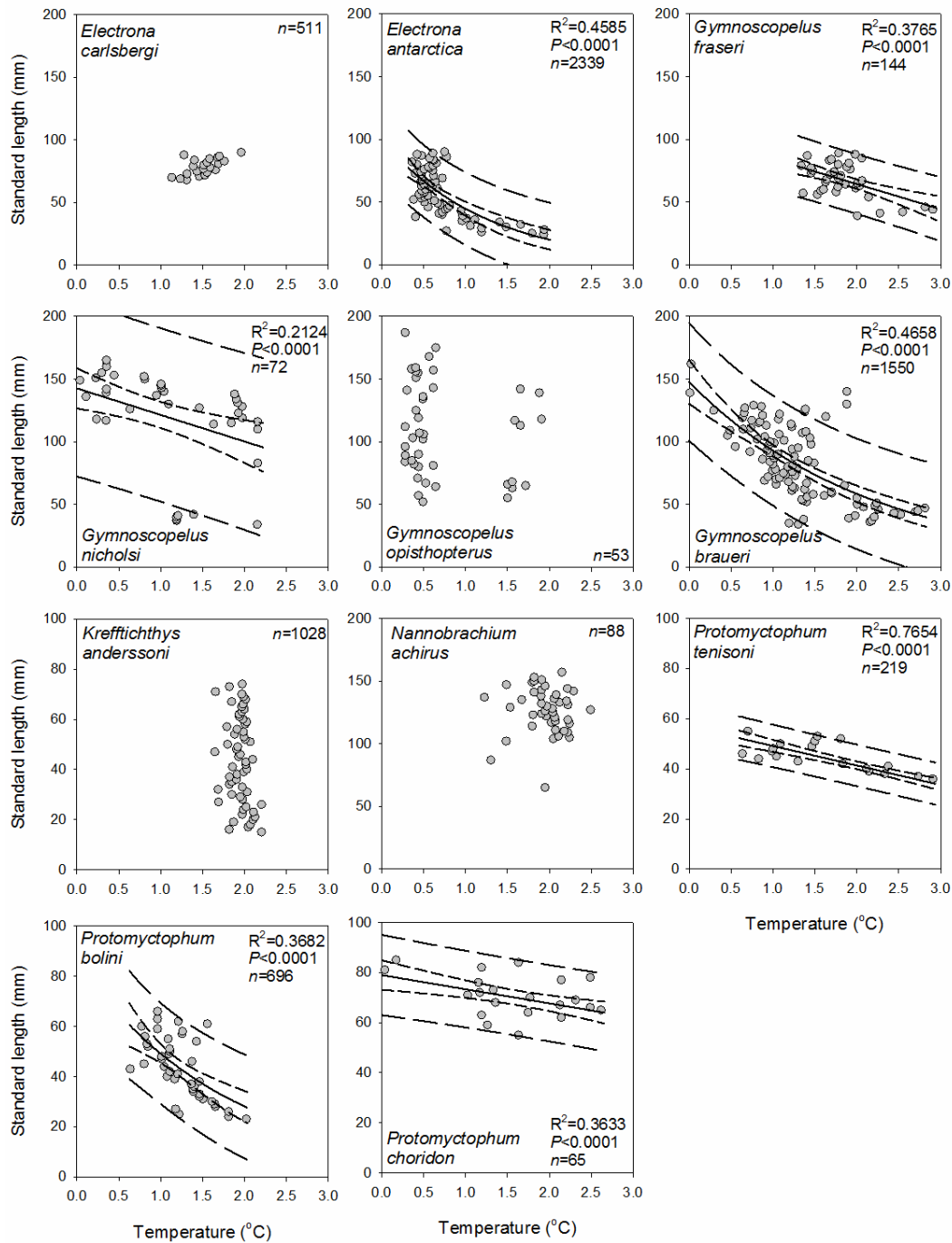
390 Hulley, P. A. 1981. Results of the research cruises of FRV "Walther Herwig" to South America. 58.
391 Family Myctophidae (Osteichthyes, Myctophiformes). *Archiv fur Fischereiwissenschaft* 31:1-
392 300.

393 Hulley, P. A. 1990. Myctophidae, Pages 146-178 in O. Gon, and P. C. Heemstra, eds., *Fishes of the*
394 *Southern Ocean*. Grahamstown, J.L.B. Smith Institute of Ichthyology.

- 395 Irigoien, X., T. A. Klevjer, A. Rostad, U. Martinez, G. Boyra, J. L. Acuna, A. Bode et al. 2014. Large
396 mesopelagic fishes biomass and trophic efficiency in the open ocean. *Nature*
397 *Communications* 5:3271.
- 398 Kahru, M., B. G. Mitchell, S. T. Gille, C. D. Hewes, and O. Holm-Hansen. 2007. Eddies enhance
399 biological production in the Weddell-Scotia confluence of the Southern Ocean. *Geophysical*
400 *Research Letters* 34:L14603.
- 401 Klinck, L., and W. Nowlin Jr. 2001. Southern Ocean-Antarctic Circumpolar Current, Pages 1-11,
402 *Encyclopedia of Oceanography*. San Diego, Academic Press.
- 403 Kuhn, I., and C. F. Dormann. 2012. Less than eight (and a half) misconceptions of spatial analysis.
404 *Journal of Biogeography* 39:995-998.
- 405 Lubimova, T., K. Shust, and V. Popkov. 1987, Specific features in the ecology of Southern Ocean
406 mesopelagic fish of the family Myctophidae: Biological resources of the Arctic and Antarctic.
407 Moscow, Nauka Press.
- 408 Macpherson, E., and C. M. Duarte. 1994. Patterns in species richness, size and latitudinal range of
409 east Atlantic fishes. *Ecography* 17:242-248.
- 410 Meiri, S. 2011. Bergmann's Rule - what's in a name? *Global Ecology and Biogeography* 20:203-207.
- 411 Mousseau, T. A. 1997. Ectotherms follow the converse to Bergmann's rule. *Evolution* 51:630-632.
- 412 Murphy, E. J., P. N. Trathan, J. L. Watkins, K. Reid, M. P. Meredith, J. Forcada, S. E. Thorpe et al. 2007.
413 Climatically driven fluctuations in Southern Ocean ecosystems. *Proceedings of the Royal*
414 *Society B-Biological Sciences* 274:3057-3067.
- 415 Olsson, O., and A. W. North. 1997. Diet of the King Penguin *Aptenodytes patagonicus* during three
416 summers at South Georgia. *Ibis* 139:504-512.
- 417 Orsi, A. H., T. Whitworth, and W. D. Nowlin. 1995. On the meridional extent and fronts of the
418 Antarctic Circumpolar Current. *Deep-Sea Research I* 42:641-673.
- 419 Oven, L. S., M. P. Konstantinova, and N. F. Shevchenko. 1990. Aspects of of reproduction and feeding
420 of myctophids (Myctophidae) in the southwest Atlantic. *Journal of Ichthyology* 30:115-127.
- 421 Pakhomov, E. A., R. Perissinotto, and C. D. McQuaid. 1996. Prey composition and daily rations of
422 myctophid fishes in the Southern Ocean. *Marine Ecology Progress Series* 134:1-14.
- 423 Park, J., I.-S. Ohb, H.-C. Kim, and S. Yoo. 2010. Variability of SeaWiFs chlorophyll-a in the southwest
424 Atlantic sector of the Southern Ocean: Strong topographic effects and weak seasonality.
425 *Deep Sea Research Part I: Oceanographic Research Papers* 57:604–620.
- 426 Partridge, L., and J. A. Coyne. 1997. Bergmann's rule in ectotherms: is it adaptive? *Evolution* 51:632-
427 635.
- 428 Perez, K. O., and S. B. Munch. 2010. Extreme selection on size in the early lives of fish. *Evolution*
429 64:2450-2457.

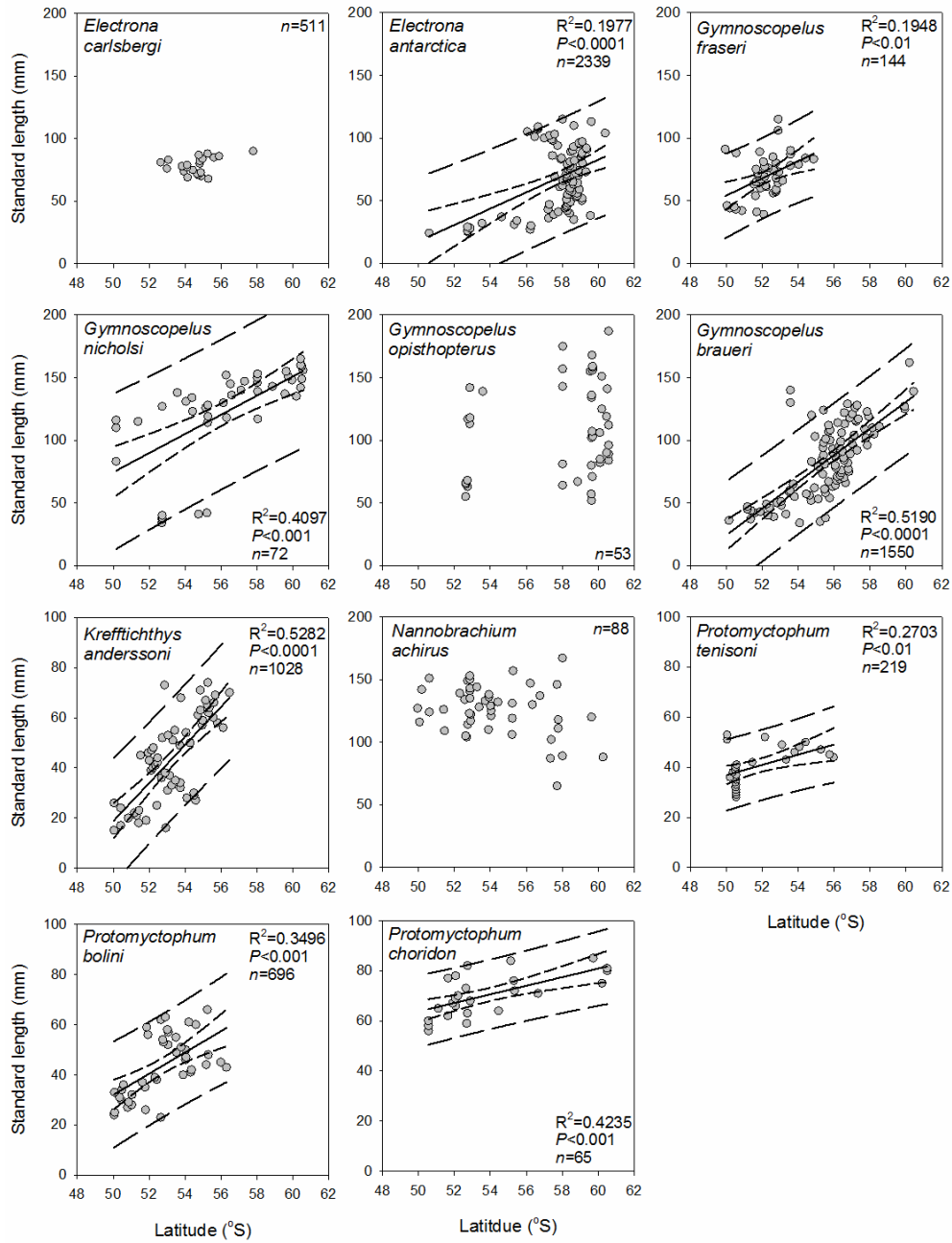
- 430 Piatkowski, U., P. G. Rodhouse, M. G. White, D. G. Bone, and C. Symon. 1994. Nekton community of
 431 the Scotia Sea as sampled by the RMT 25 during austral summer. *Marine Ecology Progress*
 432 *Series* 112:13-28.
- 433 Rypel, A. L. 2014. The Cold-Water Connection: Bergmann's Rule in North American Freshwater
 434 Fishes. *The American Naturalist* 183:147-156.
- 435 Saunders, R. A., M. A. Collins, G. Stowasser, and G. A. Tarling. 2017. Southern Ocean mesopelagic fish
 436 communities in the Scotia Sea are sustained by mass immigration. *Marine Ecology Progress*
 437 *Series* 569:173-185.
- 438 Saunders, R. A., M. A. Collins, A. J. W. Ward, G. Stowasser, S. L. Hill, R. S. Shreeve, and G. A. Tarling.
 439 2015. Predatory impact of the myctophid fish community in the Scotia Sea (Southern
 440 Ocean). *Marine Ecology Progress Series* 541:45-64.
- 441 Saunders, R. A., S. Fielding, S. E. Thorpe, and G. A. Tarling. 2013. School characteristics of
 442 mesopelagic fish at South Georgia. *Deep-Sea Research Part I-Oceanographic Research*
 443 *Papers* 81:62-77.
- 444 Shreeve, R. S., M. A. Collins, G. A. Tarling, C. E. Main, P. Ward, and N. M. Johnston. 2009. Feeding
 445 ecology of myctophid fishes in the northern Scotia Sea. *Marine Ecology Progress Series*
 446 386:221-236.
- 447 Smith, K. F., and J. H. Brown. 2002. Patterns of diversity, depth range and body size among pelagic
 448 fishes along a gradient of depth. *Global Ecology and Biogeography* 11:313-322.
- 449 Smith, W. O., and D. M. Nelson. 1986. Importance of ice edge phytoplankton production in the
 450 Southern Ocean. *Bioscience* 36:251-257.
- 451 Stillwell, R. C. 2010. Are latitudinal clines in body size adaptive? *Oikos* 119:1387-1390.
- 452 Van Voorhies, W. A. 1996. Bergmann size clines: a simple explanation for their occurrence in
 453 ectotherms. *Evolution* 50:1259-1264.
- 454 Venables, H., M. P. Meredith, A. Atkinson, and P. Ward. 2012. Fronts and habitat zones in the Scotia
 455 Sea. *Deep-Sea Research Part II-Topical Studies in Oceanography* 59-60:14-24.
- 456 Ward, P., A. Atkinson, H. J. Venables, G. A. Tarling, M. J. Whitehouse, S. Fielding, M. A. Collins et al.
 457 2012. Food web structure and bioregions in the Scotia Sea: A seasonal synthesis. *Deep-Sea*
 458 *Research Part II-Topical Studies in Oceanography* 59-60:253-266.
- 459 Watt, C., S. Mitchell, and V. Salewski. 2010. Bergmann's rule; a concept cluster? *Oikos* 119:89-100.
- 460 Whitehouse, M. J., M. P. Meredith, P. Rothery, A. Atkinson, P. Ward, and R. E. Korb. 2008. Rapid
 461 warming of the ocean around South Georgia, Southern Ocean, during the 20th century:
 462 Forcings, characteristics and implications for lower trophic levels. *Deep-Sea Research Part I-*
 463 *Oceanographic Research Papers* 55:1218-1228.
- 464 Wilson, A. B. 2009. Fecundity selection predicts Bergmann's rule in syngnathid fishes. *Molecular*
 465 *Ecology* 18:1263-1272.

466 Zuur, A. F., E. N. Ieno, N. J. Walker, A. A. Saveliev, and G. M. Smith. 2009, *Mixed Effects Models and*
467 *Extensions in Ecology with R*. New York, USA, Springer.
468



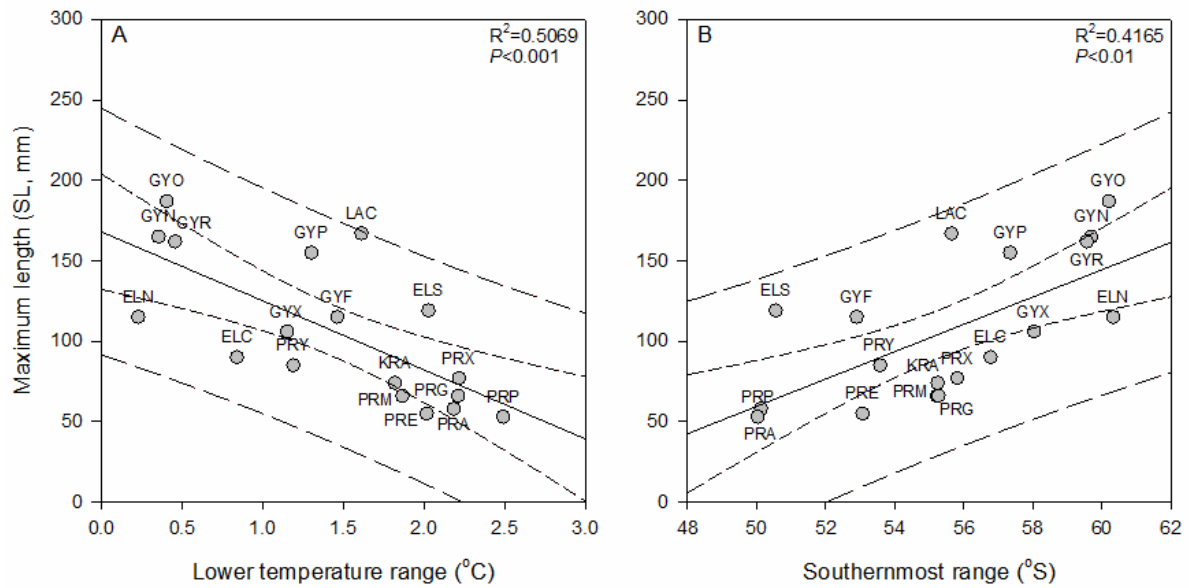
469

470 **Figure 1:** Relationship between body size and temperature (median temperature per 1 mm
 471 length class) for 11 species of myctophid fish in the Scotia Sea between 2006 and 2009. The
 472 solid black line is the regression fit to the observations, the small dashed lines are the $\pm 95\%$
 473 confidence intervals of the regression, and the large dashed lines are the $\pm 95\%$ confidence
 474 intervals of the observations



475

476 **Figure 2:** Relationship between body size and latitude (median latitude per 1 mm length
 477 class) for 11 species of myctophid fish in the Scotia Sea between 2006 and 2009. The solid
 478 black line is the regression fit to the observations, the small dashed lines are the $\pm 95\%$
 479 confidence intervals of the regression, and the large dashed lines are the $\pm 95\%$ confidence
 480 intervals of the observations



481

482

483

484

485

486

487

488

489

490

491

492

493


494

495

496

Figure 3: Relationship between the maximum attainable body size (standard length) of myctophid fish species in the Scotia Sea (A) and the lower temperature preferendum and upper latitude preferendum at which they occurred (B). The solid black line is the regression fit to the observations, with the small dashed lines representing the $\pm 95\%$ confidence intervals of the regression. Large dashed lines are the $\pm 95\%$ confidence intervals of the observations. Species are ELC: Carlsberg's lanternfish *Electrona carlsbergi* ($n = 511$), ELN: Antarctic lanternfish *Electrona antarctica* ($n = 2339$), ELS: rough lanternfish *Electrona subaspera* ($n = 10$), GYF: Fraser's lanternfish *Gymnoscopelus fraseri* ($n = 144$), GYR: Brauer's lanternfish *Gymnoscopelus braueri* ($n = 1550$), GYN: Nichol's lanternfish *Gymnoscopelus nicholsi* ($n = 72$), GYO: *Gymnoscopelus opisthopterus* ($n = 53$), GYP: southern blacktip lanternfish *Gymnoscopelus piabilis* ($n = 10$), GYX: *Gymnoscopelus* sp. ($n = 10$), KRA: rhombic lanternfish *Krefflichthys anderssoni* ($n = 1028$), LAC: *Nannobranchium achirus* ($n = 88$), PRA: Andriashev's lanternfish *Protomyctophum andriashevi* ($n = 14$), PRE: Tenison's lanternfish *Protomyctophum tenisoni* ($n = 219$), PRG: jewelled lanternfish *Protomyctophum gemmatum* ($n = 10$), PRM: Bolin's lanternfish *Protomyctophum bolini* ($n =$

- 497 696), PRP: parallel lanternfish *Protomyctophum parallelum* ($n= 29$), PRY: gaptooth
498 lanternfish *Protomyctophum choriodon* ($n= 65$) and PRX: *Protomyctophum* sp. ($n= 10$)



499

500 **Plate 1:** Example of one of the study species, Antarctic lanternfish *Electrona antarctica*,
501 collected around the South Orkney Islands. The specimen measured 80 mm standard length