




DATA NOTE

The genome sequence of the setaceous Hebrew character, *Xestia c-nigrum*, (Linnaeus, 1758) [version 1; peer review: 2 approved]

Gavin R. Broad ¹, Douglas Boyes²⁺,
Natural History Museum Genome Acquisition Lab,
University of Oxford and Wytham Woods Genome Acquisition Lab,
Darwin Tree of Life Barcoding collective,
Wellcome Sanger Institute Tree of Life programme,
Wellcome Sanger Institute Scientific Operations: DNA Pipelines collective,
Tree of Life Core Informatics collective, Darwin Tree of Life Consortium

¹Department of Life Sciences, Natural History Museum, London, UK

²UK Centre for Ecology and Hydrology, Wallingford, Oxfordshire, UK

+ Deceased author

V1 First published: 06 Dec 2022, 7:295
<https://doi.org/10.12688/wellcomeopenres.18608.1>
Latest published: 06 Dec 2022, 7:295
<https://doi.org/10.12688/wellcomeopenres.18608.1>

Abstract

We present a genome assembly from an individual male *Xestia c-nigrum* (the setaceous Hebrew character; Arthropoda; Insecta; Lepidoptera; Noctuidae). The genome sequence is 760 megabases in span. Most of the assembly is scaffolded into 31 chromosomal pseudomolecules, including the assembled Z sex chromosome. The mitochondrial genome has also been assembled and is 15.3 kilobases in length.

Keywords



Xestia c-nigrum, setaceous Hebrew character, genome sequence, chromosomal, Lepidoptera



This article is included in the [Tree of Life gateway](#).

Open Peer Review

Approval Status  

	1	2
version 1 06 Dec 2022	 view	 view

1. **Vladimir A. Lukhtanov** , Zoological Institute of Russian Academy of Sciences, St. Petersburg, Russian Federation
2. **Robert Simpson** , The New Zealand Institute of Plant and Food Research Limited, Palmerston North, New Zealand

Any reports and responses or comments on the article can be found at the end of the article.

Corresponding author: Darwin Tree of Life Consortium (mark.blaxter@sanger.ac.uk)

Author roles: **Broad GR:** Investigation, Resources, Writing – Original Draft Preparation; **Boyes D:** Investigation, Resources;

Competing interests: No competing interests were disclosed.

Grant information: This work was supported by Wellcome through core funding to the Wellcome Sanger Institute (206194, <https://doi.org/10.35802/206194>) and the Darwin Tree of Life Discretionary Award (218328, <https://doi.org/10.35802/218328>). *The funders had no role in study design, data collection and analysis, decision to publish, or preparation of the manuscript.*

Copyright: © 2022 Broad GR *et al.* This is an open access article distributed under the terms of the [Creative Commons Attribution License](#), which permits unrestricted use, distribution, and reproduction in any medium, provided the original work is properly cited.

How to cite this article: Broad GR, Boyes D, Natural History Museum Genome Acquisition Lab *et al.* **The genome sequence of the setaceous Hebrew character, *Xestia c-nigrum*, (Linnaeus, 1758) [version 1; peer review: 2 approved]** Wellcome Open Research 2022, 7:295 <https://doi.org/10.12688/wellcomeopenres.18608.1>

First published: 06 Dec 2022, 7:295 <https://doi.org/10.12688/wellcomeopenres.18608.1>

Species taxonomy

Eukaryota; Metazoa; Ecdysozoa; Arthropoda; Hexapoda; Insecta; Pterygota; Neoptera; Endopterygota; Lepidoptera; Glossata; Ditrysia; Noctuoidea; Noctuidae; Noctuinae; Noctuini; *Xestia*; *Xestia c-nigrum* (Linnaeus, 1758) (NCBI:txid987431).

Background

Known to most British lepidopterists as setaceous Hebrew character, *Xestia c-nigrum* is generally referred to as the spotted cutworm in the pest control literature. The latter name is derived from the appearance of the caterpillar while ‘*c-nigrum*’ and ‘Hebrew character’ reference the distinctive black marking on the forewing.

X. c-nigrum is a familiar, widespread species across Asia, Europe and North America. In much of its range, including Britain, there are two generations in a year, the second usually much larger. The summer and autumn cohort might be larger due to increased survival (larvae of the spring cohort over-winter) and/or immigration from further south (Clancy *et al.*, 2012). Larvae feed on a variety of herbaceous plants and over-winter as diapausing larvae, growing at a slower rate than non-diapausing larvae (Honek, 1979). A granulovirus isolated from *X. c-nigrum* has been used to develop virus-based biopesticides against agricultural pest moths, *e.g.* (Goto *et al.*, 2015).

This is the second whole genome sequence for a *Xestia* moth species, following that of *X. xanthographa* (Boyes & Holland, 2022). The sequenced individual was collected at Hever Castle during a collecting trip for the Natural History Museum Darwin Tree of Life sampling team.

Genome sequence report

The genome was sequenced from one male *X. c-nigrum* (Figure 1) collected from Hever Castle, England, UK (latitude 51.188, longitude 0.12). A total of 35-fold coverage in Pacific Biosciences single-molecule HiFi long reads and



Figure 1. Image of the *Xestia c-nigrum* (ilXesCnig1) specimen used for genome sequencing.

58-fold coverage in 10X Genomics read clouds were generated. Primary assembly contigs were scaffolded with chromosome conformation Hi-C data. Manual assembly curation corrected nine (9) missing/misjoins, reducing the assembly length by 0.03% and the scaffold number by 14%, and increasing the scaffold N50 by 0.1%.

The final assembly has a total length of 760 Mb in 43 sequence scaffolds with a scaffold N50 of 25.7 Mb (Table 1). Most of the assembly sequence (99.9%) was assigned to 31 chromosomal-level scaffolds confirmed by Hi-C data, representing 30 autosomes named in order of size and the Z chromosome

Table 1. Genome data for *Xestia c-nigrum* (ilXesCnig1.1).

Project accession data	
Assembly identifier	ilXesCnig1.1
Species	<i>Xestia c-nigrum</i>
Specimen	ilXesCnig1 (genome assembly, Hi-C), ilXesCnig2 (RNA-Seq)
NCBI taxonomy ID	987431
BioProject	PRJEB46327
BioSample ID	SAMEA8239458
Isolate information	Male, whole organism (ilXesCnig1); undescribed, whole organism (ilXesCnig2)
Raw data accessions	
PacificBiosciences SEQUEL II	ERR6939245, ERR6939246
10X Genomics Illumina	ERR6688565-ERR6688568
Hi-C Illumina	ERR6688569
PolyA RNA-Seq Illumina	ERR9435011
Genome assembly	
Assembly accession	GCA_916618015.1
Accession of alternate haplotype	GCA_916617455.1
Span (Mb)	760
Number of contigs	60
Contig N50 length (Mb)	25.0
Number of scaffolds	43
Scaffold N50 length (Mb)	25.7
Longest scaffold (Mb)	29.1
BUSCO* genome score	C:98.8%[S:98.2%,D:0.5%], F:0.2%,M:1.0%,n:5,286

* BUSCO scores based on the lepidoptera_odb1 BUSCO set using v5.3.2. C = complete [S = single copy, D = duplicated], F = fragmented, M = missing, n = number of orthologues in comparison. A full set of BUSCO scores is available at <https://blobtoolkit.genomehubs.org/view/ilXesCnig1.1/dataset/CAKAJW01.1/busco>.

(Figure 2–Figure 5, Table 2). The assembly has a BUSCO 5.3.2 (Manni *et al.*, 2021) completeness of 98.8% using the lepidoptera_odb10 reference set.

While not fully phased, the assembly deposited is of one haplotype. Contigs corresponding to the second haplotype have also been deposited.

Methods

Sample acquisition and nucleic acid extraction

A male *X. c-nigrum* (iXesCnig1) was collected using a light trap and identified by Gavin Broad (Natural History

Museum) from Hever Castle, United Kingdom (latitude 51.188, longitude 0.12). The sample was preserved on dry ice by Laura Sivess. A second *X. c-nigrum* (iXesCnig2) was collected using a light trap and identified by Douglas Boyes (Natural History Museum) from Wytham Woods, United Kingdom (latitude 51.772, longitude -1.338).

DNA was extracted from head and thorax tissue of iXesCnig1 at the Wellcome Sanger Institute (WSI) Scientific Operations core using the Qiagen MagAttract HMW DNA kit, according to the manufacturer's instructions. RNA was extracted from abdomen tissue of iXesCnig2 in the Tree of Life

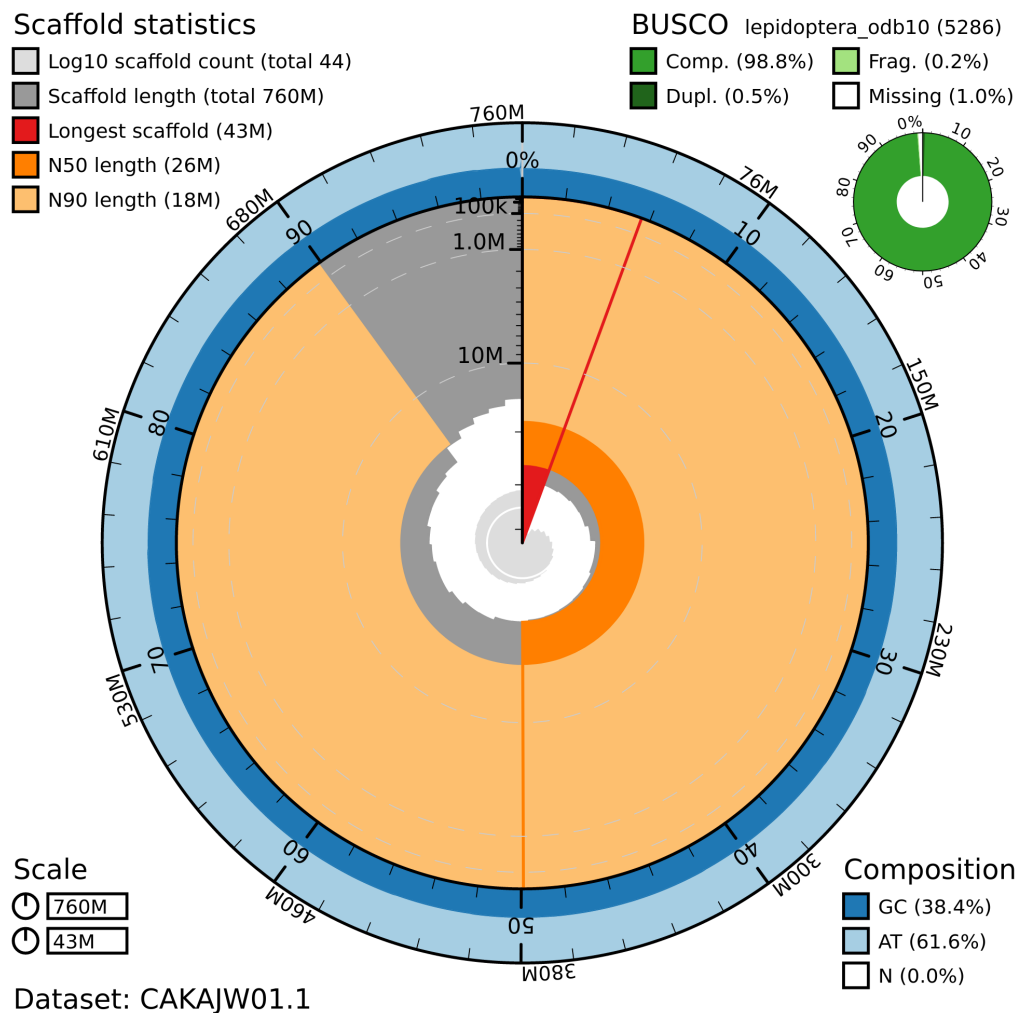


Figure 2. Genome assembly of *Xestia c-nigrum*, iXesCnig1.1: metrics. The BlobToolKit Snailplot shows N50 metrics and BUSCO gene completeness. The main plot is divided into 1,000 size-ordered bins around the circumference with each bin representing 0.1% of the 760,318,956 bp assembly. The distribution of chromosome lengths is shown in dark grey with the plot radius scaled to the longest chromosome present in the assembly (43,326,432 bp, shown in red). Orange and pale-orange arcs show the N50 and N90 chromosome lengths (25,717,762 and 18,159,168 bp), respectively. The pale grey spiral shows the cumulative chromosome count on a log scale with white scale lines showing successive orders of magnitude. The blue and pale-blue area around the outside of the plot shows the distribution of GC, AT and N percentages in the same bins as the inner plot. A summary of complete, fragmented, duplicated and missing BUSCO genes in the lepidoptera_odb10 set is shown in the top right. An interactive version of this figure is available at <https://blobtoolkit.genomehubs.org/view/iXesCnig1.1/dataset/CAKAJW01.1/snail>.

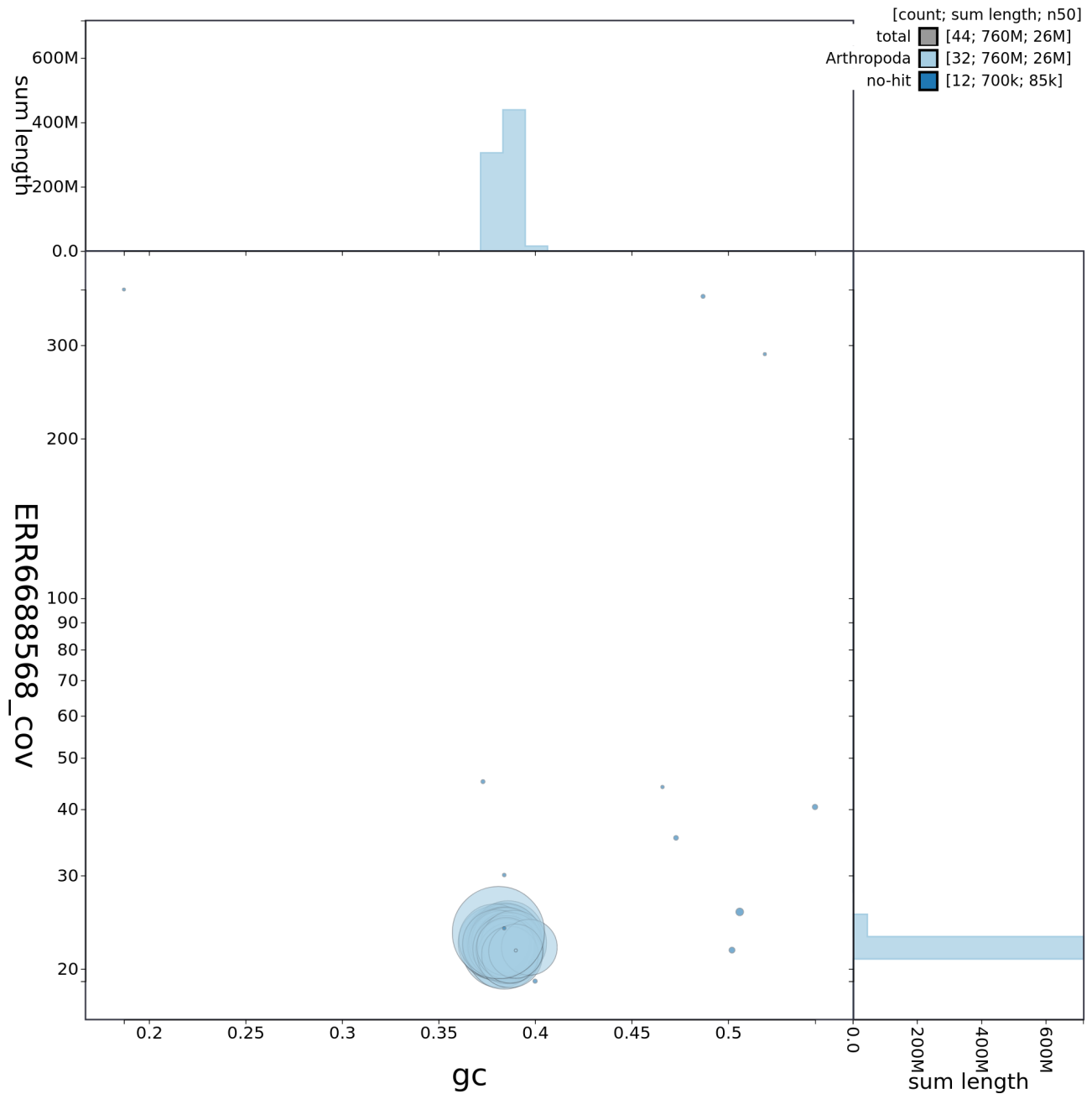


Figure 3. Genome assembly of *Xestia c-nigrum*, ilXesCnig1.1: GC coverage. BlobToolKit GC-coverage plot. Chromosomes are coloured by phylum. Circles are sized in proportion to chromosome length. Histograms show the distribution of chromosome length sum along each axis. An interactive version of this figure is available at <https://blobtoolkit.genomehubs.org/view/ilXesCnig1.1/dataset/CAKAJW01.1/blob>.

Laboratory at the WSI using TRIzol, according to the manufacturer's instructions. RNA was then eluted in 50 μ l RNase-free water and its concentration assessed using a Nanodrop spectrophotometer and Qubit Fluorometer using the Qubit RNA Broad-Range (BR) Assay kit. Analysis of the integrity of the RNA was done using Agilent RNA 6000 Pico Kit and Eukaryotic Total RNA assay.

Sequencing

Pacific Biosciences HiFi circular consensus and 10X Genomics read cloud DNA sequencing libraries were constructed according to the manufacturers' instructions. Poly(A) RNA-Seq libraries were constructed using the NEB Ultra II RNA Library Prep kit. DNA and RNA sequencing was performed by the Scientific Operations core at the WSI on Pacific

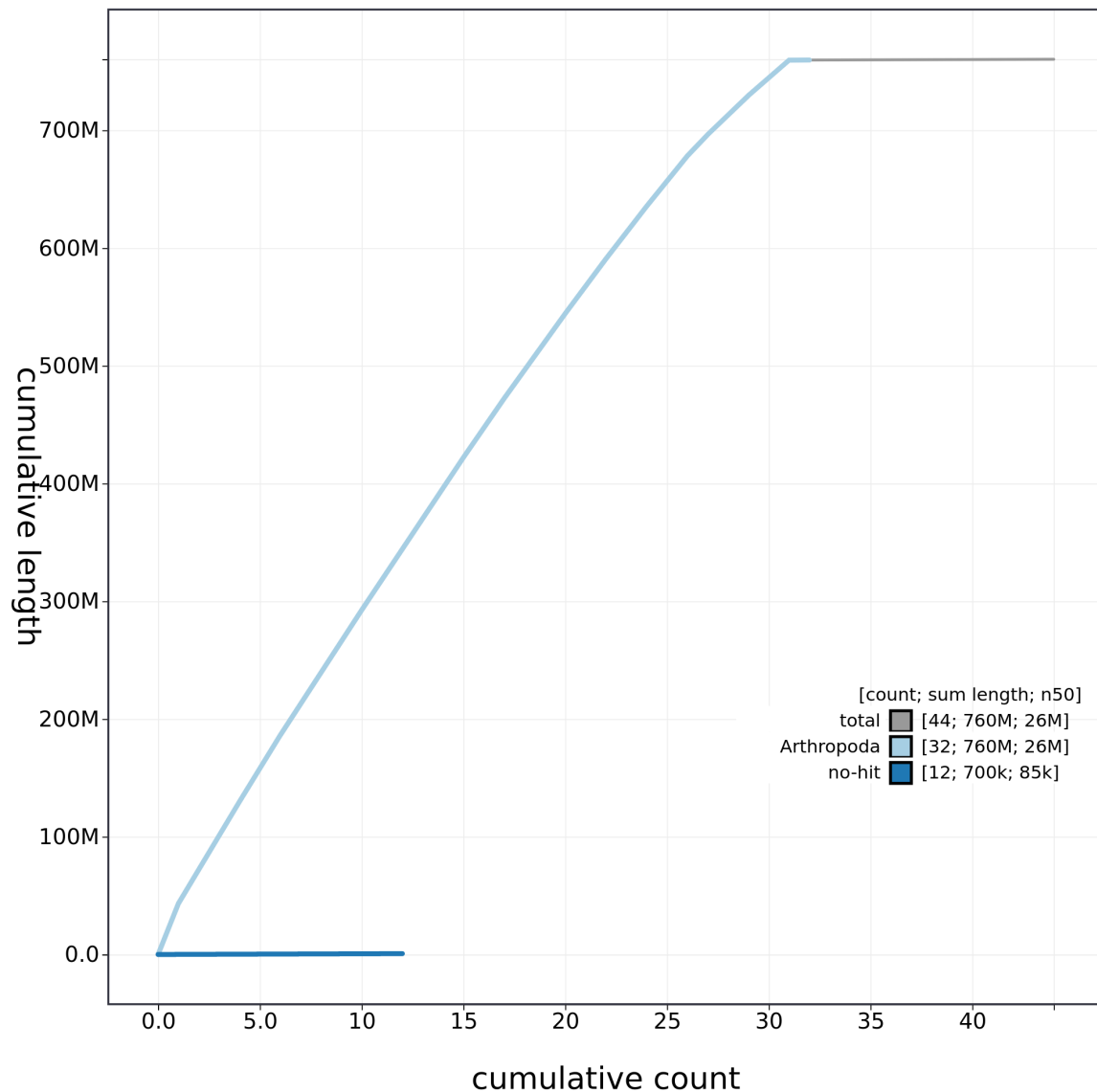


Figure 4. Genome assembly of *Xestia c-nigrum* (ilXesCnig1.1): cumulative sequence. BlobToolKit cumulative sequence plot. The grey line shows cumulative length for all chromosomes. Coloured lines show cumulative lengths of chromosomes assigned to each phylum using the buscogenes taxrule. An interactive version of this figure is available at <https://blobtoolkit.genomehubs.org/view/ilXesCnig1.1/dataset/CAKAJW01.1/cumulative>.

Biosciences SEQUEL II (HiFi), Illumina HiSeq 4000 (RNA-Seq) and Illumina NovaSeq 6000 (10X) instruments. Hi-C data were also generated from head tissue of ilXesCnig1 using the Arima v2 kit and sequenced on the Illumina NovaSeq 6000 instrument.

Genome assembly

Assembly was carried out with Hifiasm (Cheng *et al.*, 2021) and haplotypic duplication was identified and removed with purge_dups (Guan *et al.*, 2020). One round of polishing was performed by aligning 10X Genomics read data to the assembly with longranger align, calling variants with freebayes (Garrison

& Marth, 2012). The assembly was then scaffolded with Hi-C data (Rao *et al.*, 2014) using SALSA2 (Ghurye *et al.*, 2019). Manual curation (Howe *et al.*, 2021) was performed using HiGlass (Kerpedjiev *et al.*, 2018) and Pretext (Harry, 2022). Chromosome-scale scaffolds confirmed by the Hi-C data have been named in order of size. The mitochondrial genome was assembled using MitoHiFi (Uliano-Silva *et al.*, 2021), which performs annotation using MitoFinder (Allio *et al.*, 2020). The genome was analysed and BUSCO scores were generated within the BlobToolKit environment (Challis *et al.*, 2020). Table 3 contains a list of all software tool versions used, where appropriate.

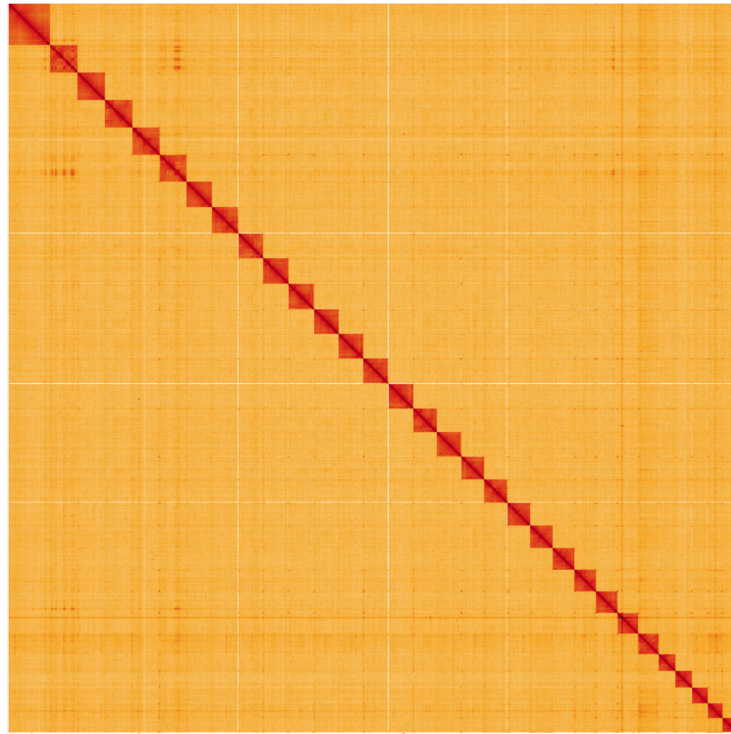


Figure 5. Genome assembly of *Xestia c-nigrum* (ilXesCnig1.1): Hi-C contact map. Hi-C contact map of the ilXesCnig1.1 assembly, visualised using HiGlass. Chromosomes are given in order of size from left to right and top to bottom. The interactive Hi-C map can be viewed at <https://genome-note-higlass.tol.sanger.ac.uk/I/?d=CB8TqiaYQNqsG4GcF9YwLg>.

Table 2. Chromosomal pseudomolecules in the genome assembly of *Xestia c-nigrum*, ilXesCnig1.

INSDC accession	Chromosome	Size (Mb)	GC%
OU745244.1	1	29.1	38.2
OU745245.1	2	28.86	38.4
OU745246.1	3	28.59	38.4
OU745247.1	4	28.48	38.3
OU745248.1	5	27.79	38.4
OU745249.1	6	26.8	38.3
OU745250.1	7	26.79	37.9
OU745251.1	8	26.44	38.6
OU745252.1	9	26.25	38.2
OU745253.1	10	26.15	38.1
OU745254.1	11	26.05	38.6
OU745255.1	12	26	38.5
OU745256.1	13	25.72	38.3
OU745257.1	14	25.7	37.9
OU745258.1	15	25.09	38.4
OU745259.1	16	25.04	38.5

INSDC accession	Chromosome	Size (Mb)	GC%
OU745260.1	17	24.44	38.4
OU745261.1	18	23.84	38.5
OU745262.1	19	23.83	38.3
OU745263.1	20	23.45	38.6
OU745264.1	21	23.03	38
OU745265.1	22	22.35	38.7
OU745266.1	23	22.32	38.5
OU745267.1	24	21.62	38.9
OU745268.1	25	21.11	38.7
OU745269.1	26	18.16	38.5
OU745270.1	27	17.02	38.5
OU745271.1	28	16.11	38.7
OU745272.1	29	15.52	39.7
OU745273.1	30	14.63	39
OU745243.1	Z	43.33	38.1
OU745274.1	MT	0.02	19
-	unplaced	0.7	48

Table 3. Software tools used.

Software tool	Version	Source
BlobToolKit	3.2.6	(Challis <i>et al.</i> , 2020)
freebayes	v1.3.1-17-gaa2ace8	(Garrison & Marth, 2012)
hifiasm	0.15.3	(Cheng <i>et al.</i> , 2021)
HiGlass	1.11.6	(Kerpedjiev <i>et al.</i> , 2018)
longranger	2.2.2	https://support.10xgenomics.com/genome-exome/software/pipelines/latest/advanced/other-pipelines
MitoHiFi	2.0	(Uliano-Silva <i>et al.</i> , 2021)
PretextView	0.2.x	https://github.com/wtsi-hpag/PretextView
purge_dups	1.2.3	(Guan <i>et al.</i> , 2020)
SALSA	2.2	(Ghurye <i>et al.</i> , 2019)

Data availability

European Nucleotide Archive: *Xestia c-nigrum* (spotted cutworm). Accession number [PRJEB46327](https://identifiers.org/ena.embl/PRJEB46327). <https://identifiers.org/ena.embl/PRJEB46327> (Wellcome Sanger Institute, 2022).

The genome sequence is released openly for reuse. The *Xestia c-nigrum* genome sequencing initiative is part of the Darwin Tree of Life (DTOL) project. All raw sequence data and the assembly have been deposited in INSDC databases. The genome will be annotated using available RNA-Seq data and presented through the [Ensembl](#) pipeline at the European Bioinformatics Institute. Raw data and assembly accession identifiers are reported in [Table 1](#).

Author information

Members of the Natural History Museum Genome Acquisition Lab are listed here: <https://doi.org/10.5281/zenodo.4790042>.

Members of the University of Oxford and Wytham Woods Genome Acquisition Lab are listed here: <https://doi.org/10.5281/zenodo.4789928>.

Members of the Darwin Tree of Life Barcoding collective are listed here: <https://doi.org/10.5281/zenodo.4893703>.

Members of the Wellcome Sanger Institute Tree of Life programme are listed here: <https://doi.org/10.5281/zenodo.4783585>.

Members of Wellcome Sanger Institute Scientific Operations: DNA Pipelines collective are listed here: <https://doi.org/10.5281/zenodo.4790455>.

Members of the Tree of Life Core Informatics collective are listed here: <https://doi.org/10.5281/zenodo.5013541>.

Members of the Darwin Tree of Life Consortium are listed here: <https://doi.org/10.5281/zenodo.4783558>.

References

- Allio R, Schomaker-Bastos A, Romiguier J, *et al.*: **MitoFinder: Efficient automated large-scale extraction of mitogenomic data in target enrichment phylogenomics.** *Mol Ecol Resour.* 2020; **20**(4): 892–905. [PubMed Abstract](#) | [Publisher Full Text](#) | [Free Full Text](#)
- Boyes D, Holland PWH: **The genome sequence of the square-spot rustic, *Xestia xanthographa* (Schiffmüller, 1775) [version 1; peer review: 2 approved].** *Wellcome Open Res.* 2022; **7**: 37. [Publisher Full Text](#)
- Challis R, Richards E, Rajan J, *et al.*: **BlobToolKit - Interactive Quality Assessment of Genome Assemblies.** *G3 (Bethesda).* 2020; **10**(4): 1361–1374. [PubMed Abstract](#) | [Publisher Full Text](#) | [Free Full Text](#)
- Cheng H, Concepcion GT, Feng X, *et al.*: **Haplotype-resolved *de novo* assembly using phased assembly graphs with hifiasm.** *Nat Methods.* 2021; **18**(2): 170–175. [PubMed Abstract](#) | [Publisher Full Text](#) | [Free Full Text](#)
- Clancy S, Top-Jensen M, Fibiger M: **Moths of Great Britain and Ireland – A field guide to all the macromoths.** Oestermarie, Denmark: Bugbook Publishing. 2012. [Reference Source](#)
- Garrison E, Marth G: **Haplotype-based variant detection from short-read sequencing.** 2012. [Publisher Full Text](#)
- Ghurye J, Rhie A, Walenz BP, *et al.*: **Integrating Hi-C links with assembly graphs for chromosome-scale assembly.** *PLoS Comput Biol.* 2019; **15**(8): e1007273. [PubMed Abstract](#) | [Publisher Full Text](#) | [Free Full Text](#)
- Goto C, Mukawa S, Mitsunaga T: **Two Year Field Study to Evaluate the Efficacy of *Mamestra brassicae* Nucleopolyhedrovirus Combined with Proteins Derived from *Xestia c-nigrum* Granulovirus.** *Viruses.* 2015; **7**(3): 1062–1078. [PubMed Abstract](#) | [Publisher Full Text](#) | [Free Full Text](#)
- Guan D, McCarthy SA, Wood J, *et al.*: **Identifying and removing haplotypic duplication in primary genome assemblies.** *Bioinformatics.* 2020; **36**(9): 2896–2898. [PubMed Abstract](#) | [Publisher Full Text](#) | [Free Full Text](#)
- Harry E: **PretextView (Paired REad TEXTure Viewer): A desktop application for viewing pretext contact maps.** 2022; (Accessed: 19 October 2022). [Reference Source](#)

Honek A: **Regulation of diapause, number of instars, and body growth in the moth species *Amathes c-nigrum* (Lepidoptera: Noctuidae).** *Entomologia Generalis*. 1979; **5**(3): 221–229.

[Reference Source](#)

Howe K, Chow W, Collins J, *et al.*: **Significantly improving the quality of genome assemblies through curation.** *GigaScience*. Oxford University Press, 2021; **10**(1): g1aa153.

[PubMed Abstract](#) | [Publisher Full Text](#) | [Free Full Text](#)

Kerpedjiev P, Abdennur N, Lekschas F, *et al.*: **HiGlass: Web-based visual exploration and analysis of genome interaction maps.** *Genome Biol*. 2018; **19**(1): 125.

[PubMed Abstract](#) | [Publisher Full Text](#) | [Free Full Text](#)

Manni M, Berkeley MR, Seppy M, *et al.*: **BUSCO Update: Novel and**

Streamlined Workflows along with Broader and Deeper Phylogenetic Coverage for Scoring of Eukaryotic, Prokaryotic, and Viral Genomes. *Mol Biol Evol*. 2021; **38**(10): 4647–4654.

[PubMed Abstract](#) | [Publisher Full Text](#) | [Free Full Text](#)

Rao SS, Huntley MH, Durand NC, *et al.*: **A 3D map of the human genome at kilobase resolution reveals principles of chromatin looping.** *Cell*. 2014; **159**(7): 1665–1680.

[PubMed Abstract](#) | [Publisher Full Text](#) | [Free Full Text](#)

Uliano-Silva M, *et al.*: **MitoHiFi**. 2021; (Accessed: 19 October 2022).

[Reference Source](#)

Wellcome Sanger Institute: **The genome sequence of the setaceous Hebrew character, *Xestia c-nigrum*, (Linnaeus, 1758), European Nucleotide Archive [dataset]**. accession number PRJEB46327, 2022.

Open Peer Review

Current Peer Review Status:  

Version 1

Reviewer Report 03 February 2023

<https://doi.org/10.21956/wellcomeopenres.20635.r54515>

© 2023 Simpson R. This is an open access peer review report distributed under the terms of the [Creative Commons Attribution License](#), which permits unrestricted use, distribution, and reproduction in any medium, provided the original work is properly cited.



Robert Simpson 

The New Zealand Institute of Plant and Food Research Limited, Palmerston North, New Zealand

This manuscript is a data note, briefly describing the assembly of the genome for the Noctuid setaceous Hebrew character. As a note it is necessarily brief, but it is sufficient to follow the methods used in sequencing and assembly and show the completeness of the submitted genome. *Xestia c-nigrum* is a cosmopolitan agricultural pest, continuing to extend its range and also a generalist feeder. This genome assembly will be an important tool both for those working directly on the insect, but also for those interested in generalist feeder and invasive species. There are no major problems with the note, but the following minor alterations should be considered.

1. There is more information about the mitochondrion in the abstract than in the body of the note. It would be helpful to add a short sentence stating exact size, and whether it is complete.
2. The reviewer understands the authors' desire to include all material, but the second haplotype data is not well integrated with the remainder of the note. Either delete this or add more information. What amount of coverage? How much identity with the first haplotype? Any observed chromosome rearrangements?
3. If the second haplotype is included, the sentence beginning 'Contigs corresponding to the second...' should be amended to 'Contigs corresponding to a second...!'

Is the rationale for creating the dataset(s) clearly described?

Yes

Are the protocols appropriate and is the work technically sound?

Yes

Are sufficient details of methods and materials provided to allow replication by others?

Yes

Are the datasets clearly presented in a useable and accessible format?

Yes

Competing Interests: No competing interests were disclosed.

Reviewer Expertise: Lepidopteran Genomics

I confirm that I have read this submission and believe that I have an appropriate level of expertise to confirm that it is of an acceptable scientific standard.

Reviewer Report 03 January 2023

<https://doi.org/10.21956/wellcomeopenres.20635.r53624>

© 2023 Lukhtanov V. This is an open access peer review report distributed under the terms of the [Creative Commons Attribution License](#), which permits unrestricted use, distribution, and reproduction in any medium, provided the original work is properly cited.



Vladimir A. Lukhtanov 

Department of Karyosystematics, Zoological Institute of Russian Academy of Sciences, St. Petersburg, Russian Federation

The authors present a chromosome-scale genome assembly for the setaceous Hebrew character, *Xestia c-nigrum*. The note provides brief information about the species, its genome, and the methods that were used to sequence and assemble the genome. This high-quality assembly will serve as a tool for a variety of studies as *Xestia c-nigrum* is an economically important species and frequently causes serious damage to agricultural crops. It is also important to note that it is an extremely widespread species across three continents: Asia, North America, and Europe. Therefore, as a result of the presented study, scientists from many countries have received free access to the necessary and useful genetic resource. The presented note will serve as a starting point for all these future studies.

I have the following minor corrections and suggestions:

1. In the title “*Xestia c-nigrum*, (Linnaeus, 1758)”, remove the comma after *c-nigrum*.
2. The collection locality and coordinates are repeated twice in the note.
3. A second specimen of *Xestia c-nigrum* is mentioned, but it is not relevant, as it was not involved in obtaining DNA and sequencing.
4. In the article, it would be valuable to mention the data on the karyotype of *Xestia c-nigrum* obtained earlier using the methods of classical cytogenetics. The haploid number of chromosomes for this species was first given by Bigger as $n=29$ for a population from Great Britain (Bigger, 1961¹, the species was identified as *Amathes c-nigrum*). Apparently, this count of the number of chromosomes was incorrect. It was corrected by Werner (1975²), who identified the haploid number $n=31$ for the population from Germany.

References

1. Bigger TRL: Chromosome numbers of Lepidoptera. Part II. *Entomologist's Gaz.* 1961; **12**: 85-89
2. Werner L: Zur Evolution des Karyotyps bei den Lepidopteren. Die Chromosomenzahlen der Noctuiden. *Genetica.* 1975; **45** (3): 377-395 [Publisher Full Text](#)

Is the rationale for creating the dataset(s) clearly described?

Yes

Are the protocols appropriate and is the work technically sound?

Yes

Are sufficient details of methods and materials provided to allow replication by others?

Yes

Are the datasets clearly presented in a useable and accessible format?

Yes

Competing Interests: No competing interests were disclosed.

Reviewer Expertise: Cytogenetics, genomics, Lepidoptera taxonomy

I confirm that I have read this submission and believe that I have an appropriate level of expertise to confirm that it is of an acceptable scientific standard.
