

I.O.S.

CTD DATA FROM RRS CHALLENGER CRUISE 15/87
AROUND THE FAROE ISLANDS

BY
P.M. SAUNDERS & W.J. GOULD

REPORT NO. 256
1988

**INSTITUTE OF
OCEANOGRAPHIC SCIENCES
DEACON LABORATORY**

NATURAL ENVIRONMENT
RESEARCH
COUNCIL

**INSTITUTE OF OCEANOGRAPHIC SCIENCES
DEACON LABORATORY**

**Wormley, Godalming,
Surrey, GU8 5UB, U.K.**

**Telephone: 0428 79 4141
Telex: 858833 OCEANS G
Telefax: 0428 79 3066**

Director: Sir Anthony Laughton, Ph.D., F.R.S.

Natural Environment Research Council

INSTITUTE OF OCEANOGRAPHIC SCIENCES

DEACON LABORATORY

REPORT No. 256

CTD data from RRS *Challenger* Cruise 15/87
around the Faroe Islands

P.M. Saunders & W.J. Gould

1988

DOCUMENT DATA SHEET

AUTHOR SAUNDERS, P.M. & GOULD, W.J.	PUBLICATION DATE 1988
TITLE CTD data from RRS <i>Challenger</i> Cruise 15/87 around the Faroe Islands.	
REFERENCE Institute of Oceanographic Sciences Deacon Laboratory, Report, No.256, 79pp.	
ABSTRACT This report describes CTD data in both graphical and tabular form taken aboard the RRS <i>Challenger</i> on Cruise 15/87 (9 May - 5 June 1987). Approximately 80 stations were made in 8 sections around the Faroe Islands principally in order to study the outflow of Norwegian Sea water into the northeast Atlantic. Calibration procedures are summarised and the CTD salinity data reconciled with about 380 sample values. Silicates were also measured and tables of values are presented.	
ISSUING ORGANISATION Institute of Oceanographic Sciences Deacon Laboratory Wormley, Godalming Surrey GU8 5UB. UK. Director: Dr A S Laughton FRS	TELEPHONE 0428 79 4141
	TELEX 858833 OCEANS G
	TELEFAX 0428 79 3066
KEYWORDS <i>CTD DATA OUTFLOW TRANSMISSOMETERS</i> <i>FAROE BANK CHANNEL FAROE-SHETLAND CHANNEL</i> <i>CHALLENGER/RRS - CRUISE(1987)(15/87)</i>	CONTRACT
	PROJECT PH27
	PRICE £21.00

Copies of this report are available from:
The Library, Institute of Oceanographic Sciences, Deacon Laboratory.

<u>CONTENTS</u>		Page
THE COLLECTION OF CTD DATA		7
THE CALIBRATION OF THE CTD AND RECONCILIATION WITH MULTISAMPLER DATA		7
(a) Pressure		8
(b) Temperature		8
(c) Salinity		8
(d) Oxygen		8
(e) Transmittance		9
(f) Silicates		9
COMPUTER PROCESSING OF CTD DATA		9
ACKNOWLEDGEMENTS		10
REFERENCES		11
TABLES 1-3		12
FIGURES 1-2		16
T-S PLOTS AND T-SECTIONS	(11 figures)	18
STATION LISTS	(48 pages)	29
LISTS OF SAMPLE DATA INCLUDING SILICATES	(3 pages)	77

THE COLLECTION OF CTD DATA

The data described in this report were gathered on RRS Challenger during cruise 15 in 1987. The ship sailed from Ardrossan, Scotland on 9 May and returned there on 5 June. W.J. Gould was the principal scientist for the cruise and the objectives and programme of work have been described in Cruise Report No.197 (GOULD et al., 1987)

Approximately one half of the cruise was occupied with a SeaSoar survey (towed undulating fish containing a CTD instrument) of the Iceland-Faroe Front: the results have been presented in a data report (GOULD, READ & SMITHERS, 1987) which is companion to the present volume. Lowered CTD stations were also made on the cruise: 88 are reported here. The majority of the stations were occupied in sections with a spacing of 5 to 20 km only (see Figure 1 for their geographical distribution). Three sections were occupied in the Faroe Shetland Channel, three in the Faroe Bank Channel and one just NW of its exit. Two sections (supplemented by XBTs) were occupied on the Wyville-Thomson Ridge together with a group of stations in a valley SW of the same ridge. A section was also made north from the Faroe Islands into the Norwegian Basin and a group of stations made on the Hebridean Shelf in support of a deployment of a benthic thermistor chain (Prof S.A. Thorpe, University of Southampton).

Most of the sections were designed to measure the outflow of Norwegian Sea water into the Iceland Basin. For this purpose we anticipate that the data from the Acoustic Doppler Current Profiler (RD Instruments) installed aboard the Challenger will prove invaluable.

The CTD stations were made with a NBIS instrument, 1 m path transmissometer from Sea Tech Inc., and a General Oceanics Multisampler in a side-by-side location. A general review of our procedures is found in Saunders (1985). Table 1 gives details of the measurements and of their locations.

THE CALIBRATION OF THE CTD AND RECONCILIATION WITH MULTISAMPLER DATA

The procedures adopted on Challenger 15/87 are essentially the same as described in previous IOS data reports: they are summarised here.

(a) Pressure

The calibration equation based on laboratory measurements was taken to be:

$$p = 0.1 \text{ praw} - 7.0$$

No attempts were made to test these estimates with reversing thermometers on this cruise. A small systematic underestimate of pressure at depth arises from the temperature sensitivity of the strain gauge sensor. Since its magnitude, 3.5 db for 10°C change, is small no correction has been made.

(b) Temperature

The calibration based on post-cruise calibration was:-

$$T = .00049953 \text{ Traw} + .026$$

This has remained virtually unchanged since our acquisition of the platinum resistance sensor in 1983: thus only a few comparisons were made with reversing thermometers (Table 2).

(c) Salinity

Salinity is not calibrated in the laboratory at IOS: hence we carry forward the cell factor from cruise to cruise. A value of .99971 was adopted to calculate salinity on-board ship. Approximately 380 samples of salinity were analysed on the ship using a Guildline Bench Salinometer, standardised against IAPSO Standard Seawater (batch P105, K15 = 0.99988). These revealed that the nominal salinity of the CTD needed to be corrected by between .009 and .015 during the cruise. The correction derived from the measurements made on the upcasts of 58 of the stations (when stopped) are plotted in figure 2. Interpolation was used for stations on which no salinity samples were drawn. The corrected lists of salinity were compared against the individual samples with the results shown in table 2: they are amongst the best reported by us to date.

(d) Oxygen

Because of a defective sensor and lack of spare no measurements were made of oxygen.

(e) Transmittance

Potential transmittance measurements were computed according to the algorithm of SAUNDERS & MANNING (1984). See also SAUNDERS & COOPER (1987) for further details.

(f) Silicates

A continuous flow analysis system, manufactured by Chemlab Ltd., was set up to determine silicate concentration. The output from the colorimeter was sent to a chart recorder and the peaks read automatically employing a Commodore PET microcomputer. Sensitivity was adjusted to yield 2/3 full scale deflection for a concentration of about 15 $\mu\text{mol/l}$. Calibration was provided employing 4 standardised solutions of sodium fluoro-silicate. The accuracy of the measurements is probably $\pm 0.3 \mu\text{mol/l}$.

A complete list of all the silicate measurements is found in the three pages at the end of this report. The 50 ml samples were drawn immediately on recovery of the multisampler from a station just prior to the salinity samples. The lists include silicate concentrations, sample salinity values and pressure and temperature read from the corrected CTD lists. On this cruise 380 silicate samples were measured.

COMPUTER PROCESSING OF CTD DATA

Data processing ashore started with the one-second average values obtained from the shipborne PDP11/34 system: calibrated p, T, and S (nominal) data and raw transmittance data were input. PEXEC programming developed by R.T. Pollard was employed on the GEC 4190 Computer at Wormley. The processing path is broadly described in Table 3.

It is noteworthy that the provisional salinity data required somewhat more editing than we had become accustomed to. Very sharp temperature gradients occurred on a number of stations, especially stations 62 and 63, where falls of 5°C occurred within 10 m. In these sharp and prolonged gradient regions salinity spikes appeared despite the algorithms developed to take account of the different time constants of the temperature and conductivity sensors (SAUNDERS, 1985). These spikes were removed by the median sorting technique described by POLLARD

(1985) and linear interpolations made. A very small number of poor values survived but were picked off when temperature-salinity (T-S) plots were made.

Because of the constraints of space we decided to leave out plots of the depth profiles of temperature salinity and potential transmittance. Instead T-S plots are presented grouping the data in the various sections (again see figure 1). Along with each section T-S plot there is presented a hand contoured plot of potential temperature; we expect to comment on these figures in later publications but the cold overflow water can be clearly traced in the Faroe-Shetland Channel, over the Wyville-Thomson Ridge, through the Faroe Bank Channel and on to the Iceland-Faroe Ridge.

Lists of the 88 stations occupy the main body of the report. The lists were formatted on the GEC 4190 then electronically mailed to the IBM 4381 at the Institute of Hydrology, Wallingford where they were printed off on the 4250 Electro Erosion printer. Derived quantities have been computed from the algorithms published in the UNESCO Technical Paper on Marine Science No.44 (FOFONOFF & MILLARD, 1983). Some reservation must be expressed concerning the last column of tabulated figures, the Brunt-Vaisala frequency. In these lists the values are computed from successive 5 db averages. In the past our practice was to employ 10-200 db property differences which led to much smoother distributions. However, smooth values can be constructed from these lists by differencing the (appropriate) potential density.

ACKNOWLEDGEMENTS

The authors are grateful to Messrs J. Moorey (salinity), J. Smithers (CTD) and Miss J. Read (CTD logging) and Dr D. Smythe-Wright (silicates) for their considerable assistance at sea.

The work at sea was partially funded by UK Mod(N) as part of the Joint Research Council/Ministry of Defence Research Grants agreement.

REFERENCES

- FOFONOFF, N.P. & MILLARD, R.C. 1983 Algorithms for computation of fundamental properties of seawater.
Unesco Technical Papers in Marine Science, No.44, 53pp.
- GOULD, W.J. et al. 1987 RRS Challenger 15/87 9 May - 5 June 1987.
Oceanographic variability around the Faroe Islands.
Institute of Oceanographic Sciences, Deacon Laboratory, Cruise Report,
No.197, 40pp.
- GOULD, W.J., READ, J.F. & SMITHERS, J. 1987 SeaSoar profiles in the Iceland-Scotland area, May 1987.
Institute of Oceanographic Sciences Deacon Laboratory, Report, No.253,
50pp.
- POLLARD, R.T. 1985 CTD data from Northeast Atlantic collected on RRS Discovery Cruise 132 in February 1983.
Institute of Oceanographic Sciences Deacon Laboratory, Report, No.192,
99pp.
- SAUNDERS, P.M. & MANNING, A. 1984 CTD data from the Northeast Atlantic collected July 1983 on RRS Discovery Cruises 138, 139.
Institute of Oceanographic Sciences Deacon Laboratory, Report, No.188,
114pp.
- SAUNDERS, P.M. 1985 Collection, calibration and processing of CTD data at IOS.
International Council for the Exploration of the Sea, Contribution to Statutory Meeting, Hydrography Committee, C.M. 1985/C:5, 12pp. & 2 figs.
- SAUNDERS, P.M. & COOPER, S. 1987 CTD data on the Iberian abyssal plain.
Institute of Oceanographic Sciences Deacon Laboratory, Report, No.247,
70pp.

Table 1 CTD Station List

Consecutive Number	Time Down	Day/Date 1987	Lat N	Lon W	Water Depth, m	Closest Approach, m	Comments	Stn Repeat
1	0142	131 11-V	58 20.0	09 57.9	1885	10	Acoustic Release Test	
2	0715	132 12-V	61 13.3	08 22.8	159	10	Begin Section in Faroe Bank Channel (F-B.C)	
3	0820	132 12-V	61 14.4	08 20.0	222	9		
4	0923	132 12-V	61 16.3	08 17.6	361	5		
5	1032	132 12-V	61 18.0	08 15.1	474	7		
6	1144	132 12-V	61 19.7	08 12.0	683	14	Acoustic Release Test	
7	1350	132 12-V	61 21.6	08 10.0	840	15	Acoustic Release Test	
8	1510	132 12-V	61 23.7	08 07.2	786	12		
9	1742	132 12-V	61 25.6	08 04.5	583	15		
10	1842	132 12-V	61 27.1	08 00.7	295	11		
11	1925	132 12-V	61 28.4	07 57.5	184	8	End F-R section	
12	1419	133 13-V	62 40.2	06 46.9	185	15	Begin Faroes current section	
13	1630	133 13-V	62 51.5	06 39.9	543	10		
14	1855	133 13-V	63 01.1	06 31.1	1226	10		
15	2210	133 13-V	63 13.5	06 21.1	1637	0	CTD put on bottom	
16	0129	134 14-V	63 24.9	06 13.9	1597	15		
17	0438	134 14-V	63 36.0	06 02.4	2029	120	Acoustic Release (A-R) Test	
18	0826	134 14-V	63 48.4	05 53.6	2854	-	To 2000m only: A-R test	
19	1157	134 14-V	63 59.3	05 43.3	3461	-	"	
20	1456	134 14-V	64 09.9	05 32.9	3500	-	" : end section	
21	0519	138 18-V	65 44.4	06 38.4	2466	90	Tydemann intercomparison	
22	0852	141 21-V	61 04.8	01 37.9	179	12	Start Faroe-Shetland Channel (F-S.C) section	
23	1050	141 21-V	61 09.8	02 03.1	526	10		
24	1312	141 21-V	61 15.5	02 27.0	929	23		
25	1512	141 21-V	61 19.6	02 45.7	1167	21		
26	1822	141 21-V	61 25.1	03 11.9	1385	21		
27	2218	141 21-V	61 30.6	03 33.0	1304	17		
28	0130	142 22-V	61 34.9	03 56.3	1197	8		
29	0412	142 22-V	61 40.0	04 21.9	675	19		
30	0614	142 22-V	61 44.5	04 41.7	327	20	Sea-cable remade: Multisampler OK	
31	1012	142 22-V	61 49.6	05 04.9	234	8	End Faroe-Shetland section	
32	0342	144 24-V	62 25.2	03 05.3	610	12	Begin 2nd section in F-S.C	
33	0547	144 24-V	62 18.2	02 48.8	1086	15		

Table 1 CTD Station List (continued)

Conse- cutive Number	Time Down	Day/ Date 1987	Lat N	Lon W	Water Depth, m	Closest Approach, m	Comments	Stn Repeat
34	0927	144 24-V	52 12.4	02 33.6	1712	13		
35	1250	144 24-V	62 06.3	02 14.5	1662	12		
36	1707	144 24-V	62 00.4	01 56.3	1579	25	Acoustic Release Test	
37	2025	144 24-V	61 52.8	01 39.6	1359	9		
38	2317	144 24-V	61 46.2	01 19.8	691	10		
39	0150	145 25-V	61 40.3	01 00.9	341	9		
40	0357	145 25-V	61 29.9	00 40.3	139	13	End 2nd section in F-S.C	
41	1944	145 25-V	60 16.9	03 59.8	243	12	Begin 3rd section in F-S.C	
42	2118	145 25-V	60 22.3	04 13.5	498	11		
43	2318	145 25-V	60 28.3	04 27.3	991	14		
44	0148	146 26-V	60 34.0	04 44.5	1074	10	Acoustic Release Test	
45	0437	146 26-V	60 40.5	05 01.7	938	12	Acoustic Release Test	
46	0740	146 26-V	60 50.0	05 19.7	744	12		
47	1020	146 26-V	60 59.3	05 45.4	311	7	End 3rd section in F-S.C	
48	1845	146 26-V	61 28.7	07 56.5	178	9	Begin repeat of Faroe Bank Section	: 11
49	1933	146 26-V	61 27.1	07 59.8	296	12		: 10
50	2024	146 26-V	61 25.8	08 03.7	548	13	Trouble with level A	: 9
51	2203	146 26-V	61 23.5	08 07.2	784	10		: 8
52	2313	146 26-V	61 21.7	08 09.3	838	16	Strong current shear large wire angles	: 7
53	0052	147 27-V	61 19.9	08 12.3	737	11	Amazingly sharp thermocline:	6
54	0210	147 27-V	61 17.9	08 14.1	513	10	Level A computer reloaded	: 5
55	0330	147 27-V	61 16.5	08 17.5	372	10		: 4
56	0415	147 27-V	61 15.1	08 20.5	258	10	End F-B repeat section	: 3
57	0945	149 29-V	61 20.2	08 47.4	284	9	Start section downstream of exit	
58	1136	149 29-V	61 24.1	09 07.6	475	7		
59	1315	149 29-V	61 28.0	09 20.5	647	8		
60	1458	149 29-V	61 32.8	09 32.0	965	10	Lying to	
61	1724	149 29-V	61 35.6	09 43.8	1145	10	Tide gauge site	
62	1934	149 29-V	61 38.5	09 33.6	957	4	Detect overflow on Iceland- Faroe Ridge (I-F.R)	
63	2128	149 29-V	61 45.0	09 24.8	851	5		
64	2311	149 29-V	61 48.6	09 15.8	751	14		
65	0052	150 30-V	61 53.4	09 06.3	618	10		

Table 1 CTD Station List (continued)

Consecutive Number	Time Down	Day/Date 1987	Lat N	Lon W	Water Depth, m	Closest Approach, m	Comments	Stn Repeat
66	0300	150 30-V	52 00.0	08 50.9	400	10		
67	0503	150 30-V	62 06.9	08 35.4	193	9	End I-F.R section	
68	0824	150 30-V	61 47.0	08 20.0	188	8	Begin F-B.C exit section	
69	0931	150 30-V	61 42.6	08 24.4	373	12		
70	1048	150 30-V	61 41.1	08 29.2	659	16		
71	1232	150 30-V	61 38.6	08 36.7	813	10		
72	1420	150 30-V	61 35.3	08 42.5	882	12		
73	1724	150 30-V	61 32.4	08 48.0	667	7		
74	1954	150 30-V	61 30.4	08 53.9	523	12	End exit section	
75	0949	152 1-VI	60 06.6	07 18.3	518	10	Wyville-Thomson Ridge	
76	1142	152 1-VI	50 08.0	07 29.5	523	10		
77	1419	152 1-VI	60 09.0	07 45.2	631	6	Cold overflow	
78	1623	152 1-VI	60 11.8	07 52.8	549	14		
79	2000	152 1-VI	60 20.1	08 31.2	579	12	End work on W-T Ridge	
80	2118	152 1-VI	60 18.8	08 32.4	641	15	Yo Yo: 1st Down	
	0123	153 2-VI	60 16.4	08 29.7	791	15	Last down (7th) is listed here	
81	0229	153 2-VI	50 14.0	08 35.7	879	15		
82	0412	153 2-VI	60 07.3	08 37.1	638	10		
83	0542	153 2-VI	60 11.2	08 41.0	806	9		
84	0801	153 2-VI	60 10.0	08 19.5	935	12	Cold in shallow valley	
85	1306	154 3-VI	58 20.0	09 44.1	1691	7	At BERTHA mooring	
86	1614	154 3-VI	58 21.3	09 56.5	1880	15	No level A logging	
87	1946	154 3-VI	58 17.9	09 31.5	663	13		
88	2045	154 3-VI	58 18.3	09 30.6	654	-	Repeat with SeaSoar CTD to 300m	:87

Table 2**Fit of CTD data to Rosette Sample Values**

Variable	Range	Mean Diff.	RMS	Sample
Temperature, °C	<3°C	-.001	±.002	7
	>3°C	-.005	±.005	4
Salinity	0-2000db	+.0002	±.0024	380

Table 3**Data Processing Path**

1. Input provisionally calibrated data: make Versatec plot
2. Compute potential transmittance
3. Sort data on pressure and remove spikes using median value routine
4. Interpolate missing data and replot for quality control
5. Create 5 db average, insert missing values, correct header
6. Archive 5 db average data to tape in GF3 format (CTDC15)
7. Create new variables and construct list at standard levels.
8. Print off lists and make T-S plots for report.

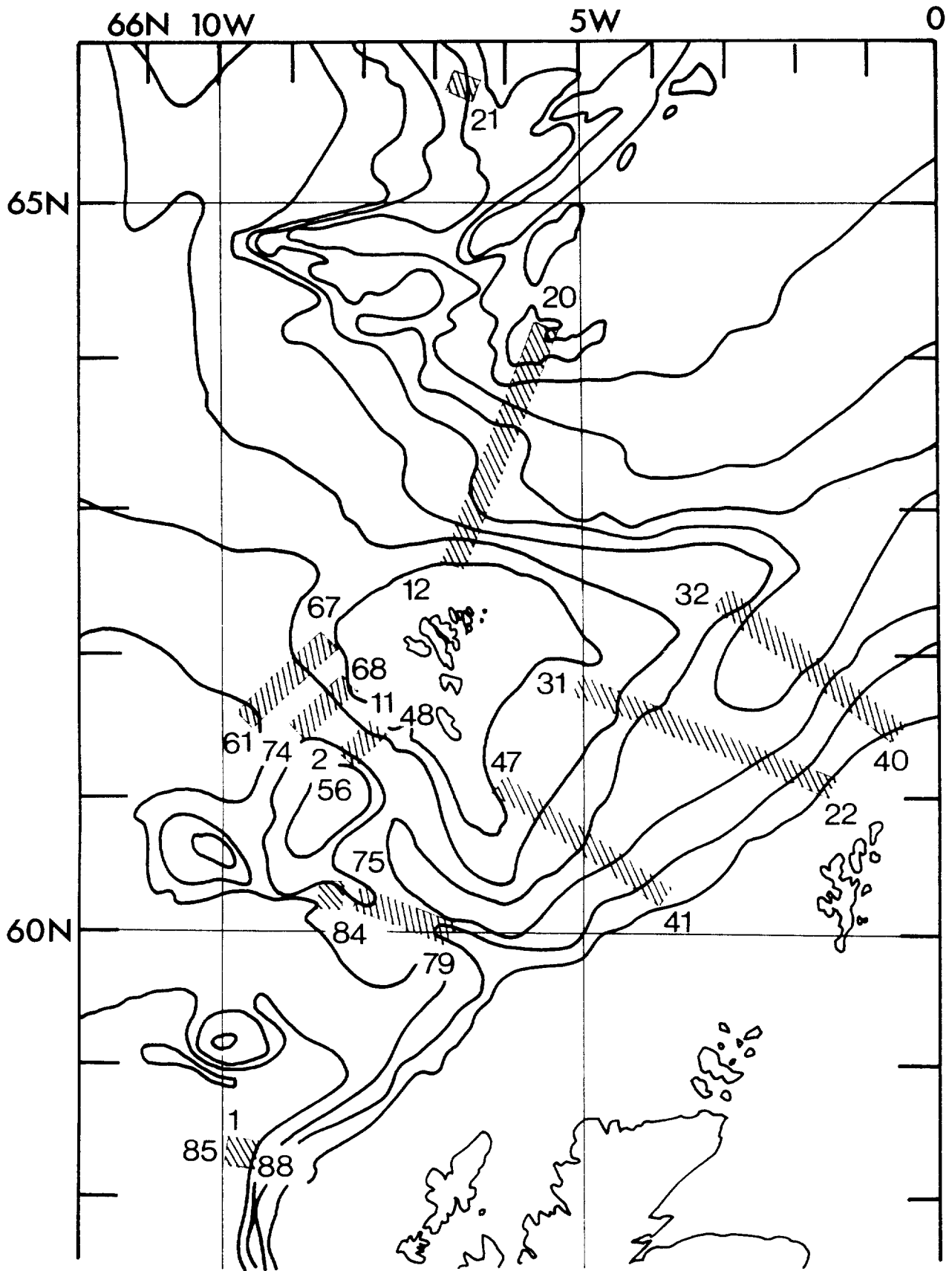


Figure 1. CTD stations for Challenger Cruise 15/87

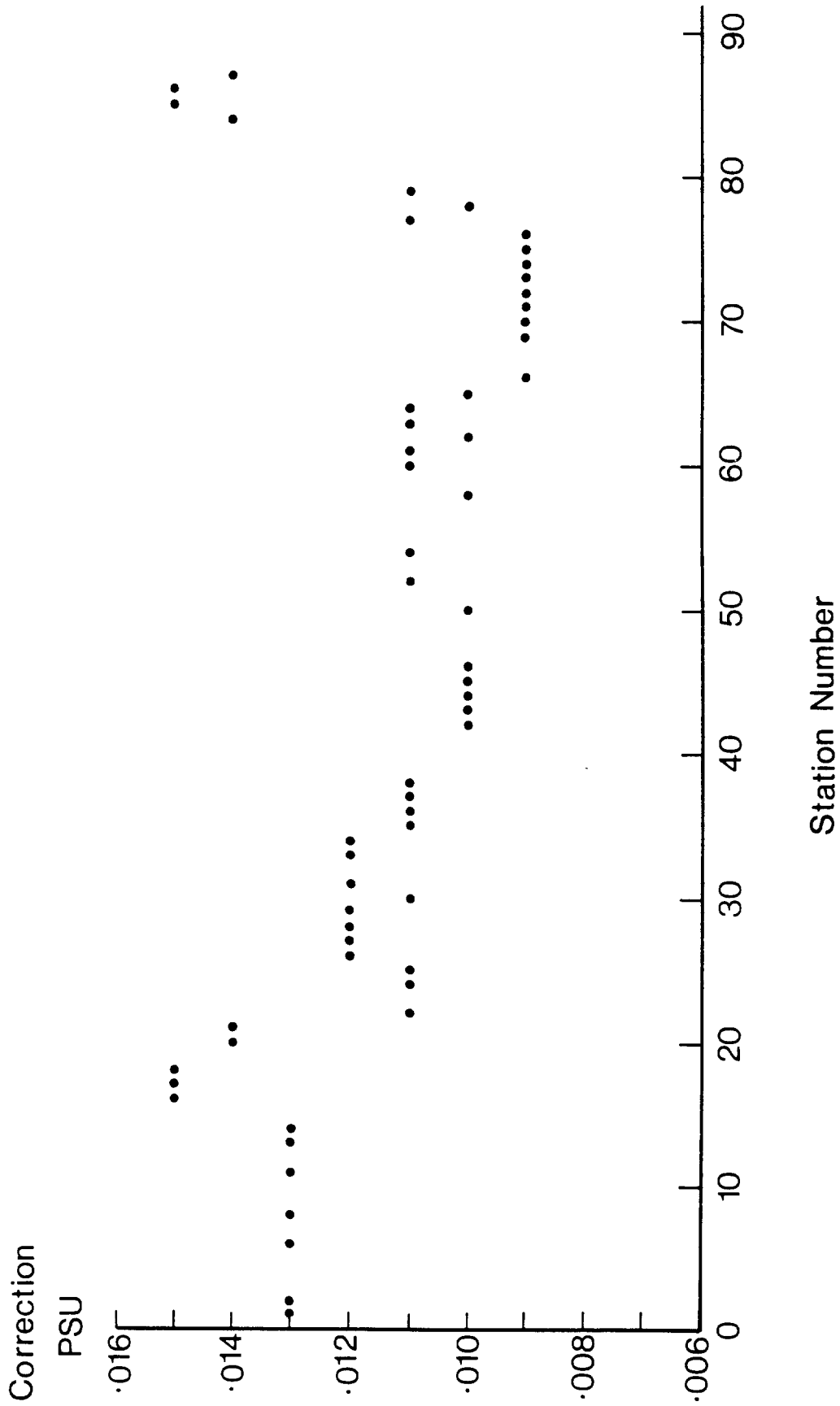
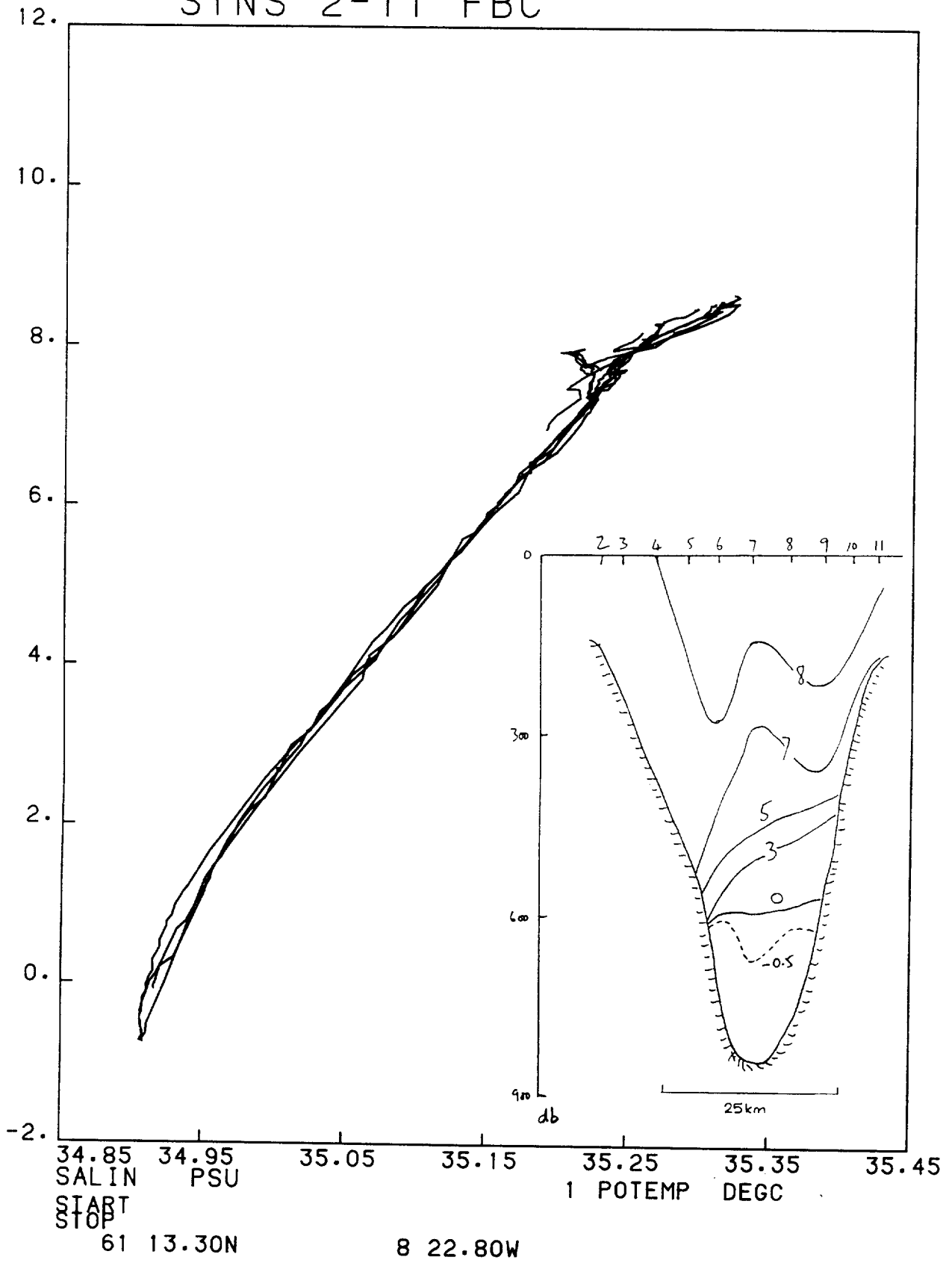
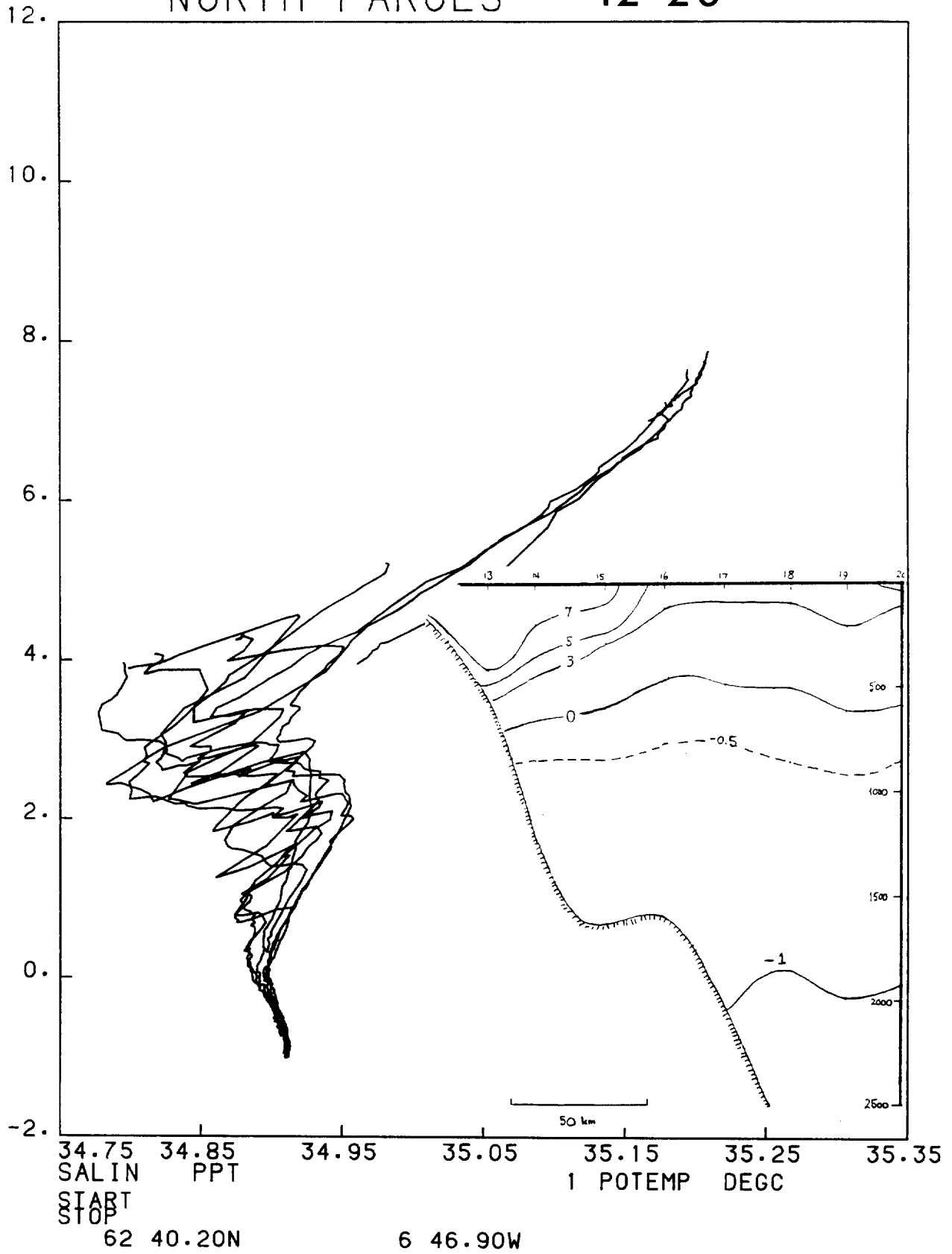


Figure 2. Correction to CTD nominal salinity (based on 380 samples on 58 stations)

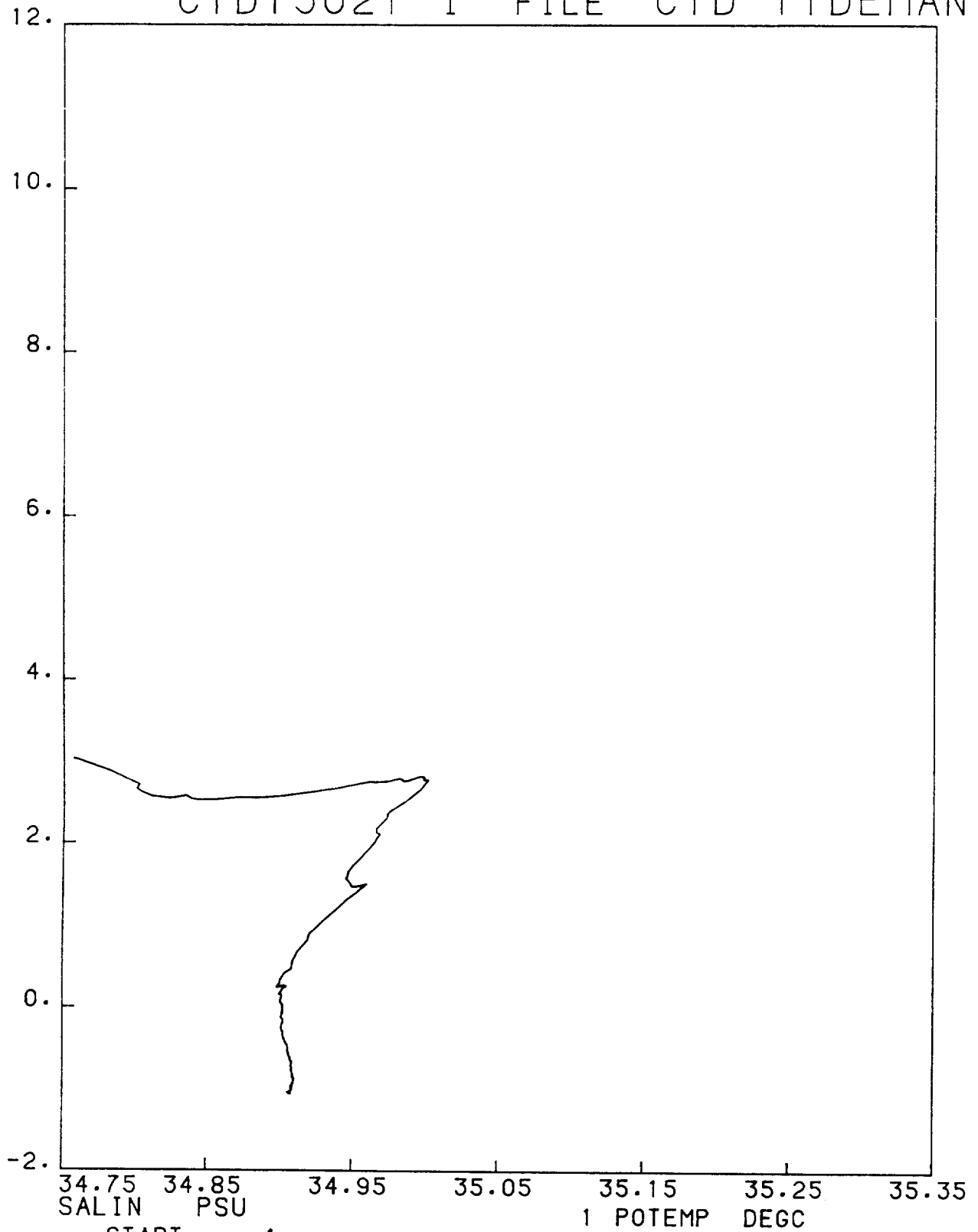
STNS 2-11 FBC



NORTH FAROES 12-20



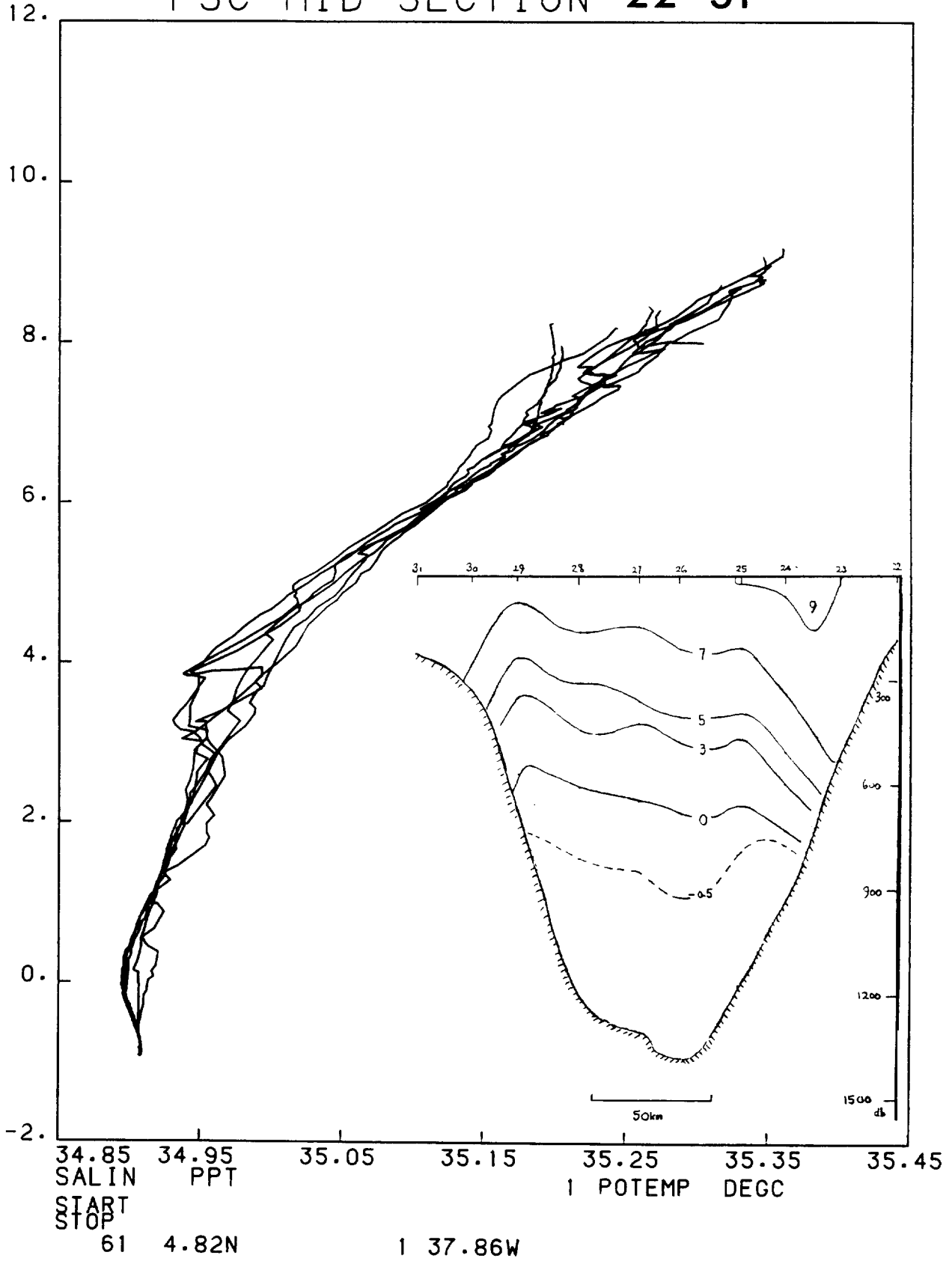
CTD15021 I FILE CTD TYDEMAN



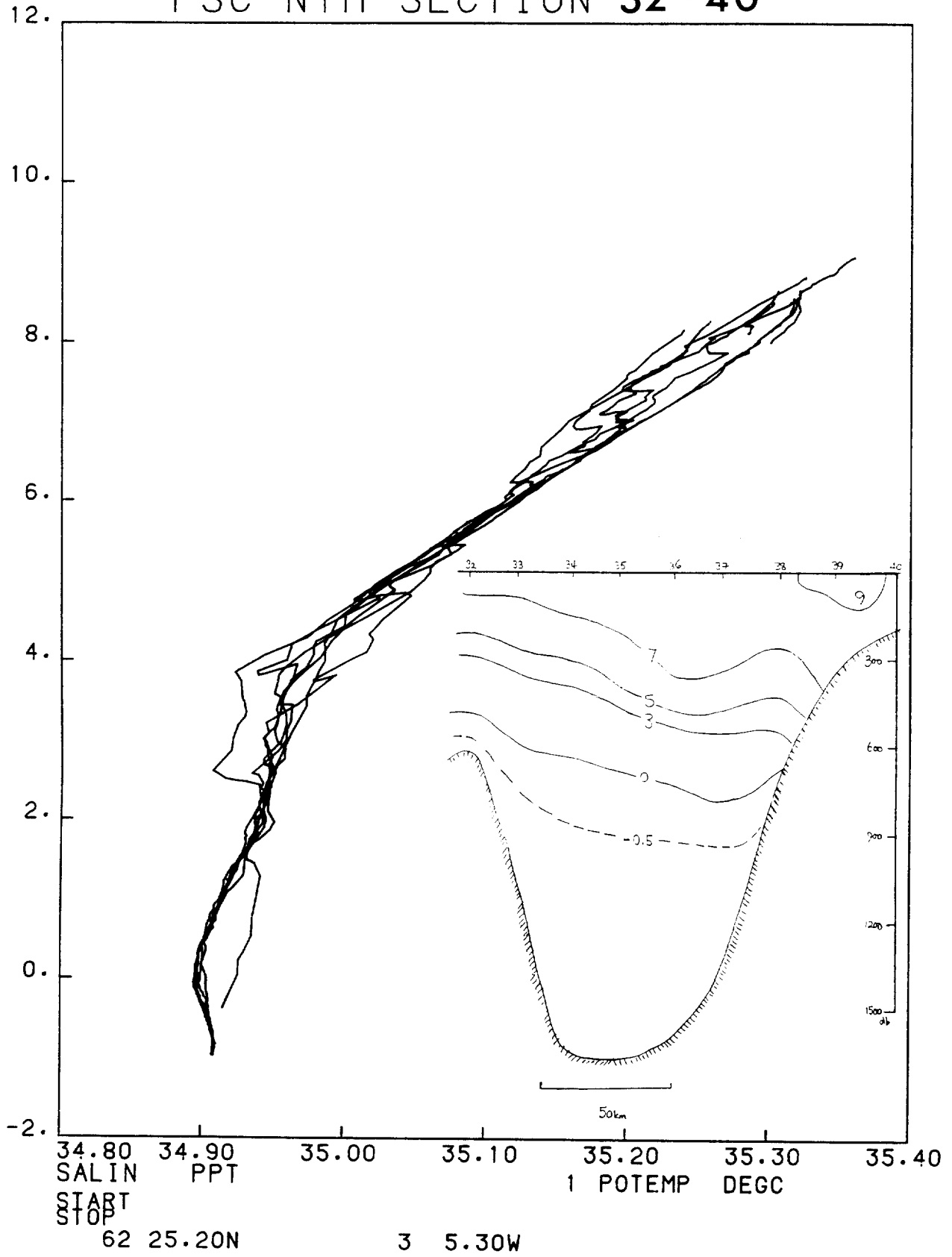
START 1
STOP 482
65 44.40N

6 38.40W

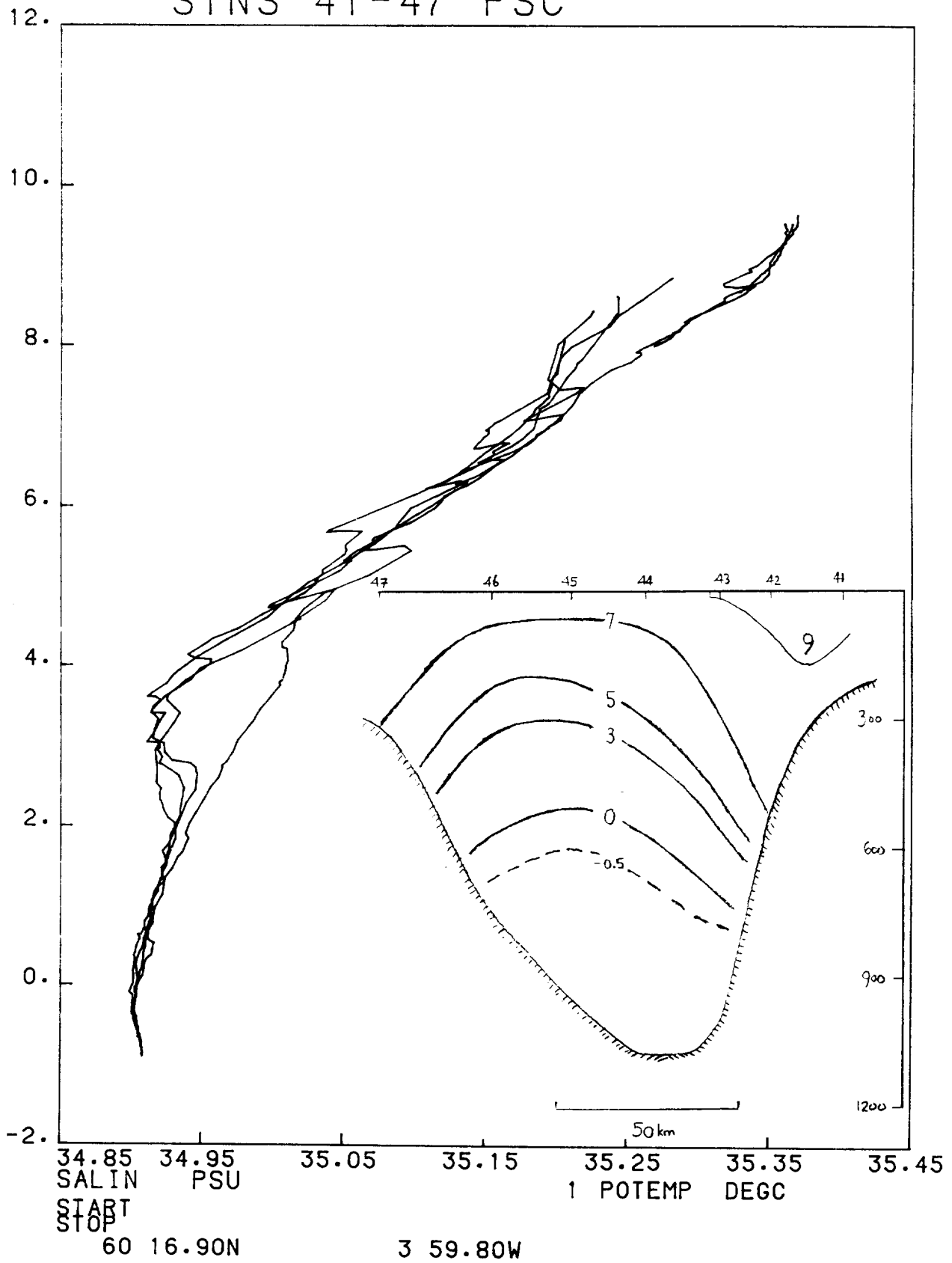
FSC MID-SECTION 22-31



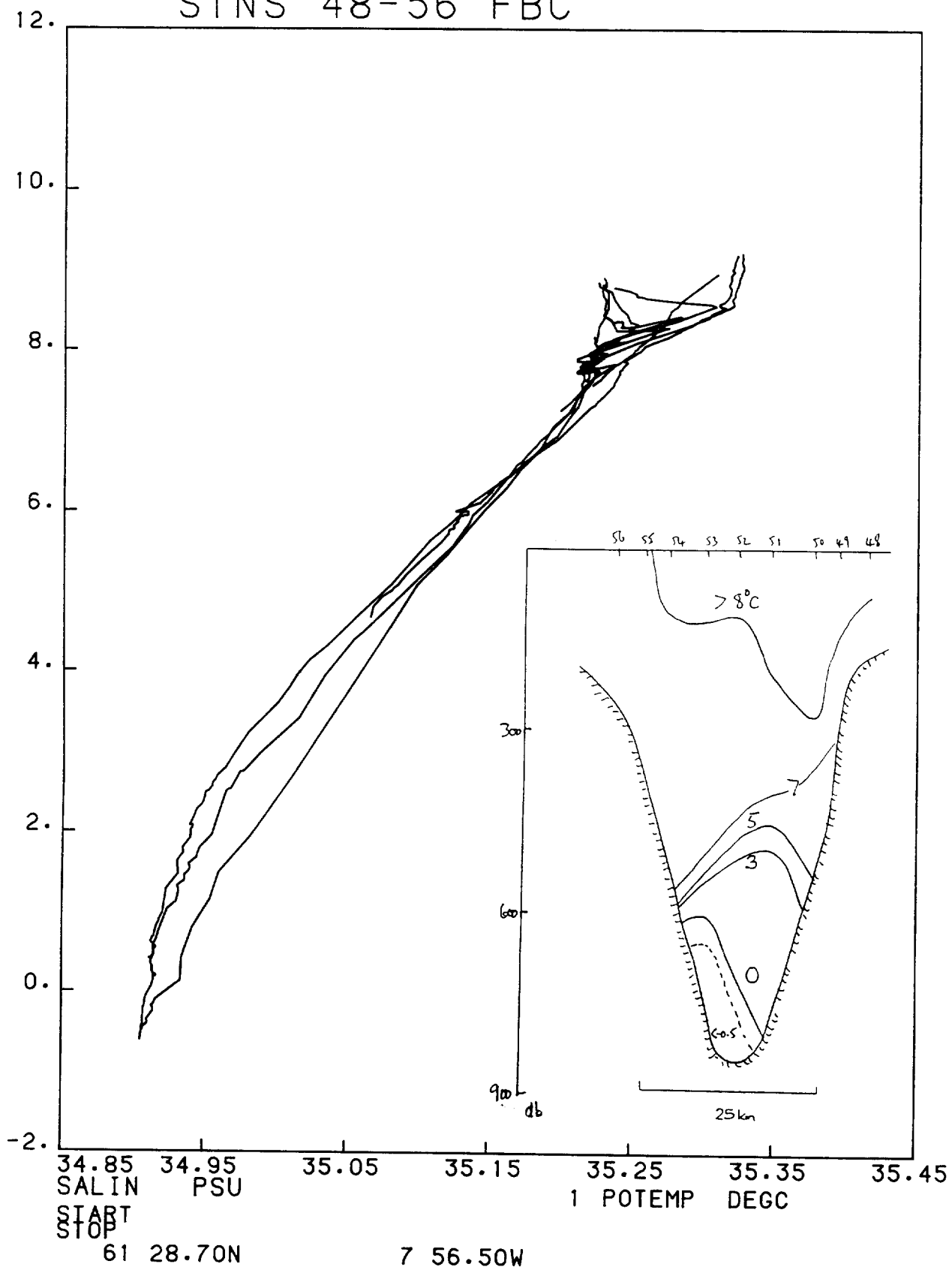
FSC NTH SECTION 32-40



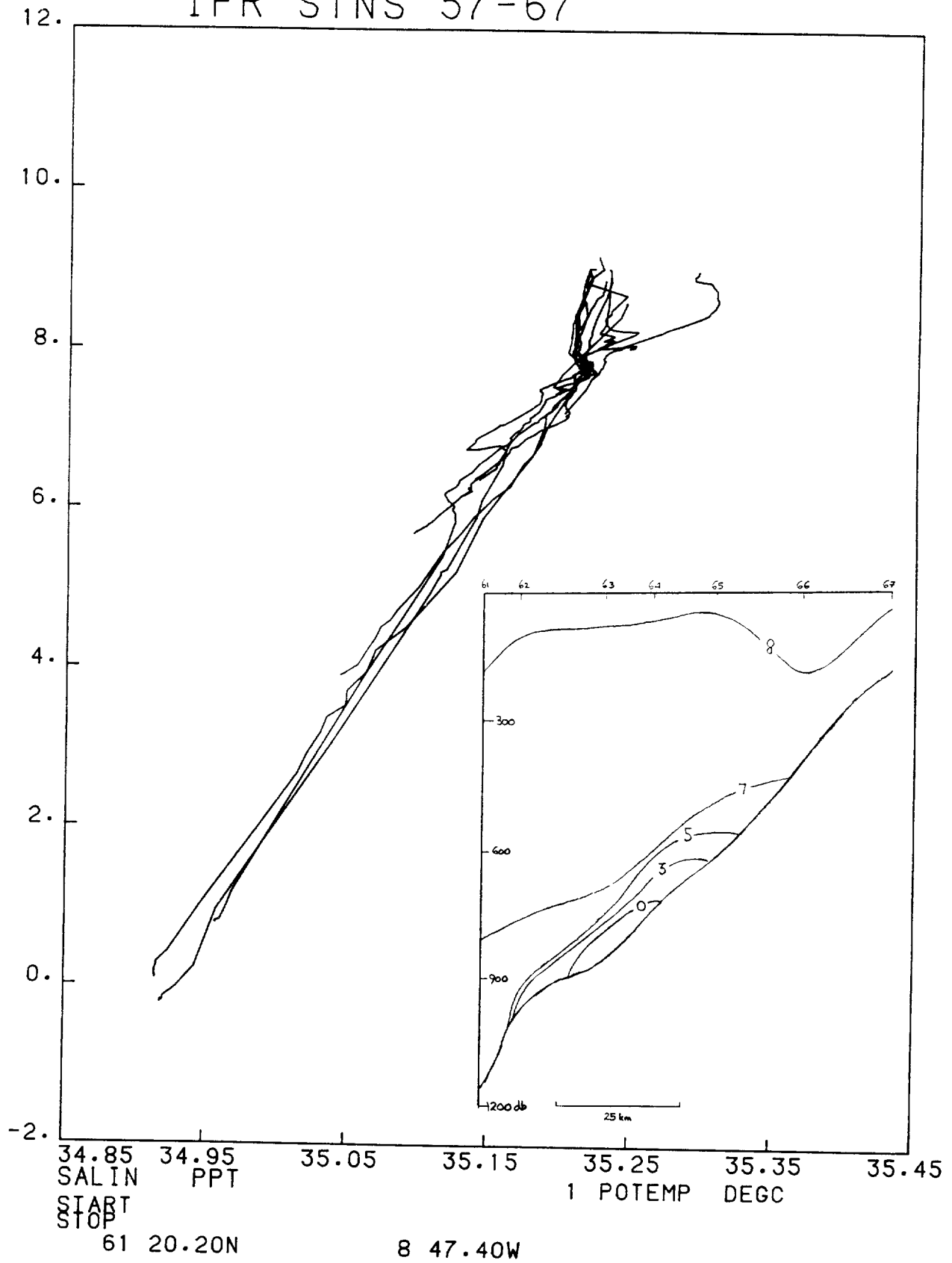
STNS 41-47 FSC



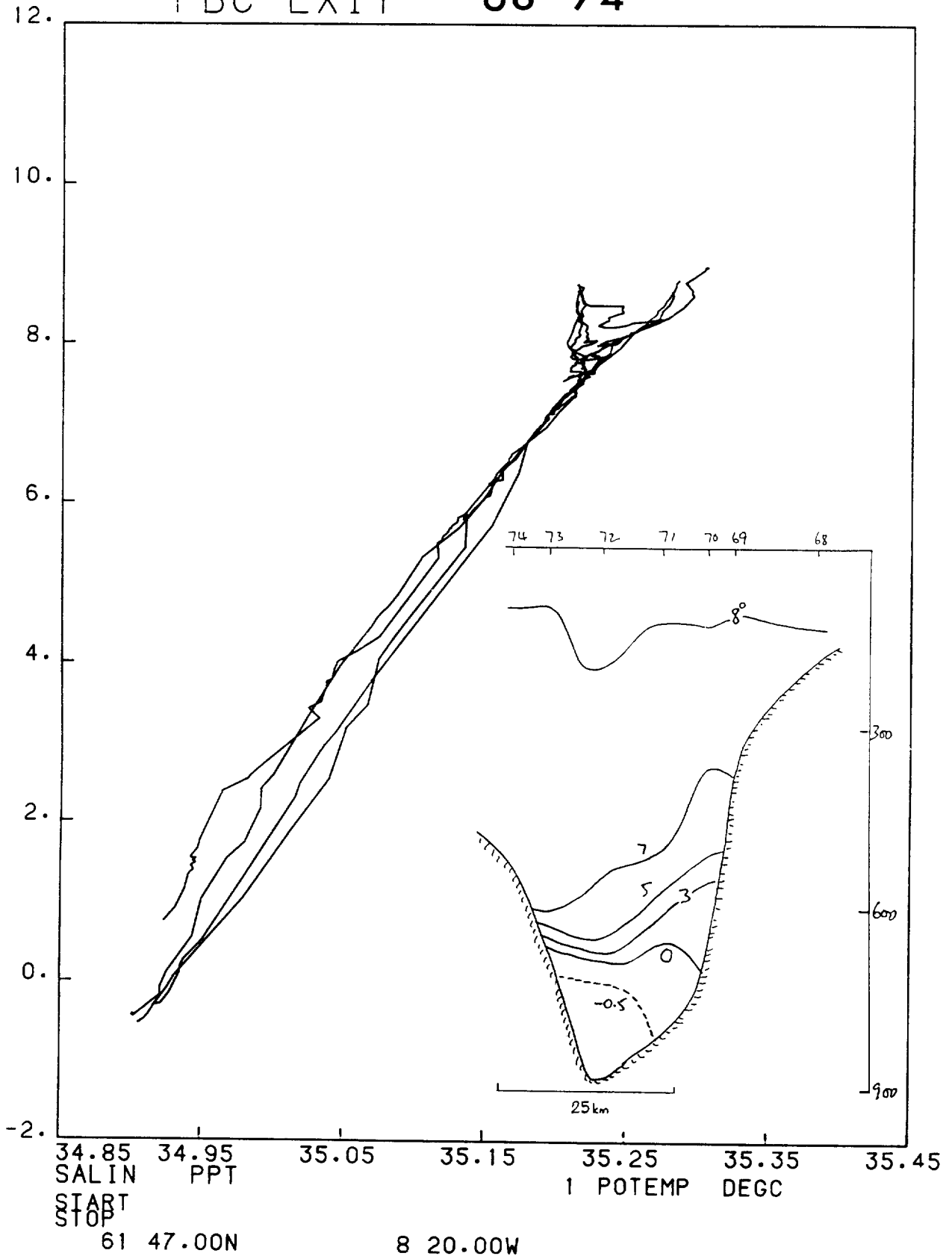
STNS 48-56 FBC



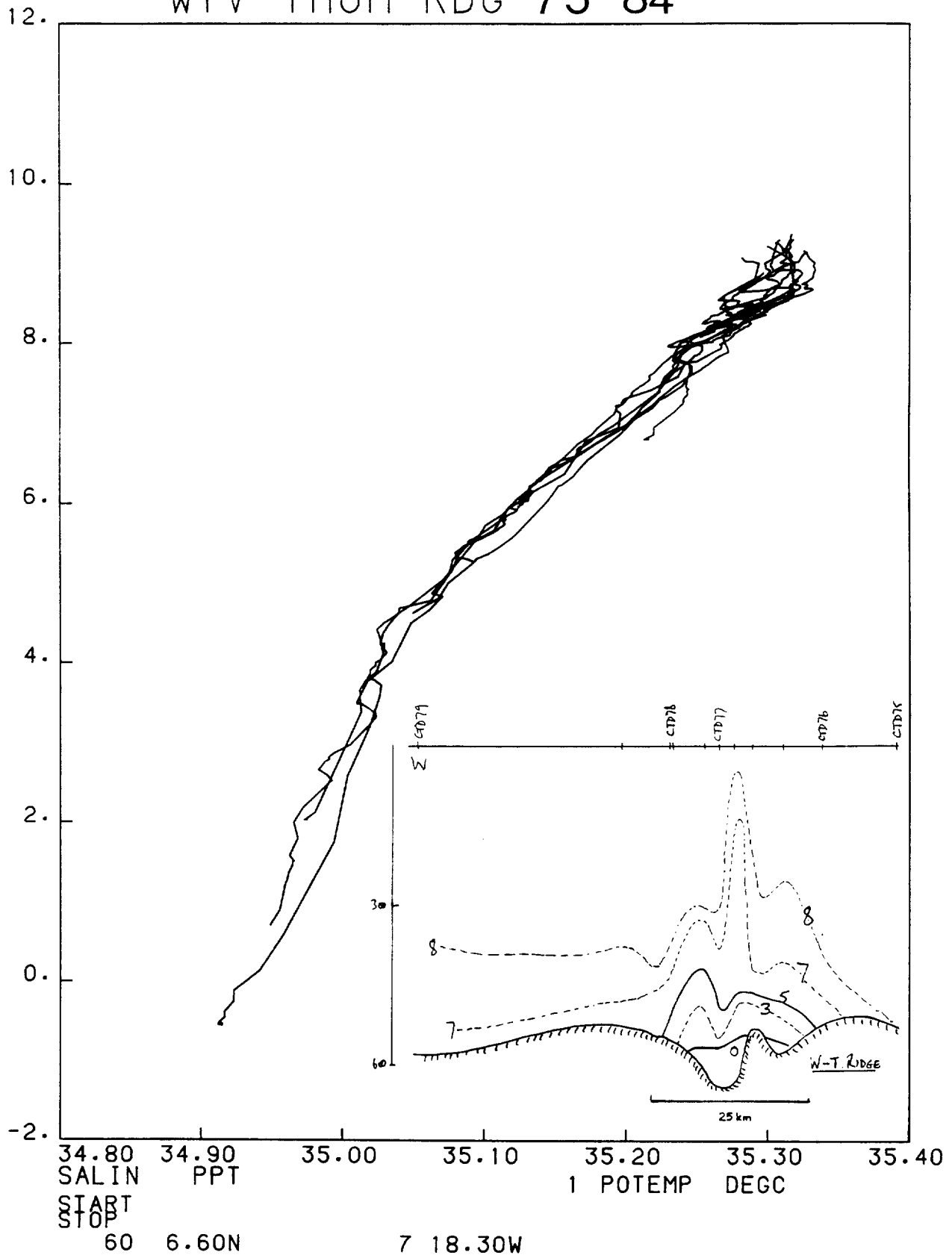
IFR STNS 57-67



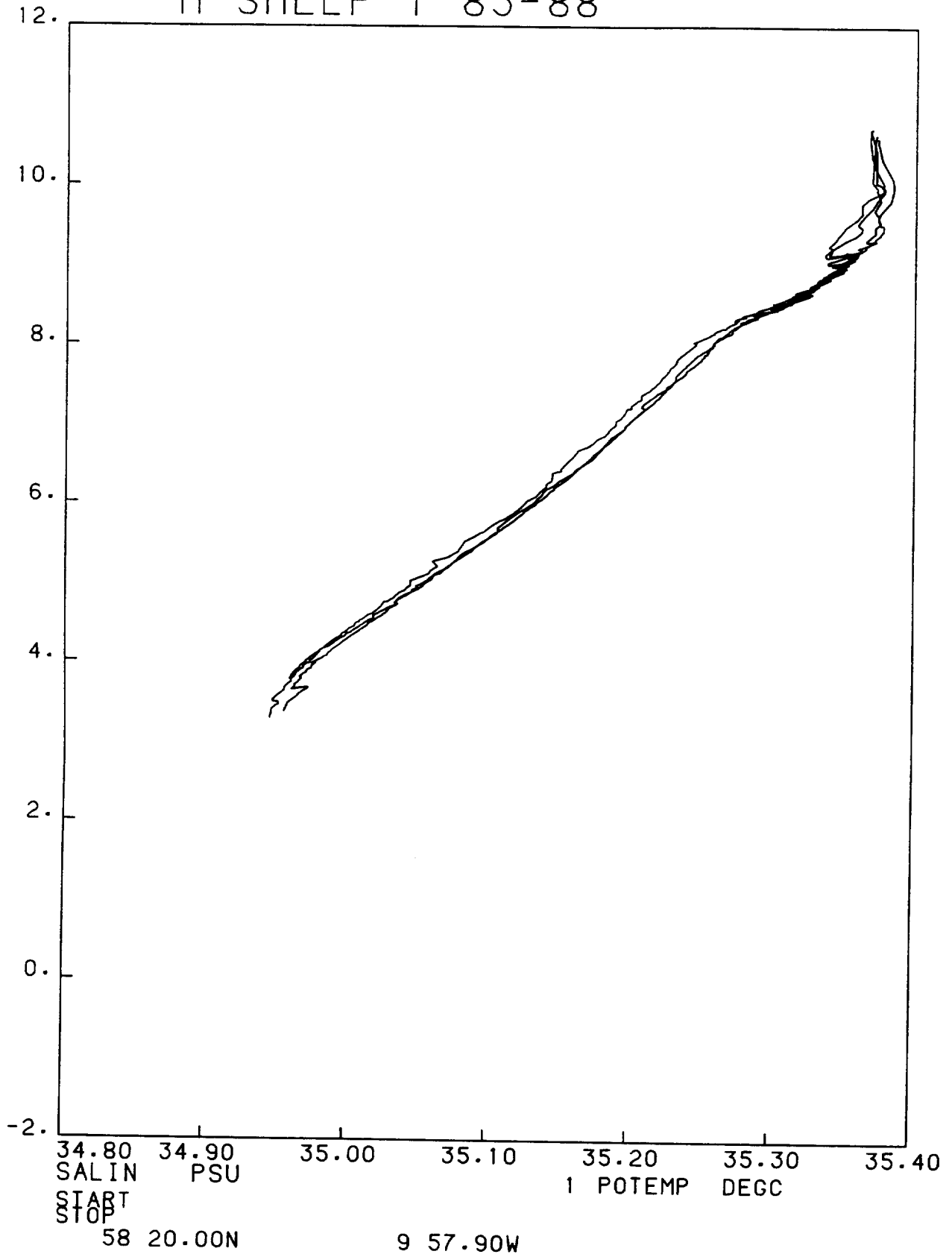
FBC EXIT 68-74



WYV-THOM RDG 75-84



H-SHELF 1 85-88



CHALLENGER 15 STATION 001

PRES DB	TEMP DEGC	SALIN PSU	DO ML/L	POTEMP DEGC	POTRAN %/M	SIGP0 KG/M ³	SIGP1 KG/M ³	DYNHT DYN.M	SNDV M/S	DEPTH M	SVANOM 10 ⁻⁸ M ³ /KG	BVFR CY/HR
10.	9.180	35.351		9.179	36.32	27.365	31.835	0.007	1487.4	10.	70.45	0.060
20.	9.181	35.352		9.179	36.33	27.365	31.835	0.014	1487.6	20.	70.64	-0.325
30.	9.183	35.352		9.180	36.40	27.365	31.835	0.021	1487.8	30.	70.83	0.379
50.	9.181	35.353		9.176	36.90	27.367	31.837	0.035	1488.1	50.	71.14	0.822
75.	9.120	35.353		9.112	44.90	27.377	31.849	0.053	1488.3	74.	70.72	0.983
100.	9.041	35.350		9.030	57.06	27.388	31.861	0.071	1488.4	99.	70.22	0.951
125.	9.017	35.350		9.003	60.32	27.392	31.866	0.088	1488.7	124.	70.35	0.894
150.	9.000	35.350		8.983	61.26	27.395	31.870	0.106	1489.1	149.	70.59	0.939
175.	8.928	35.344		8.909	61.72	27.403	31.879	0.124	1489.2	173.	70.39	0.971
200.	8.880	35.338		8.859	62.02	27.406	31.883	0.141	1489.5	198.	70.63	0.764
250.	8.814	35.329		8.787	62.10	27.410	31.889	0.177	1490.0	248.	71.25	0.594
300.	8.799	35.332		8.767	62.12	27.416	31.895	0.212	1490.8	297.	71.81	0.562
350.	8.750	35.327		8.712	62.32	27.421	31.902	0.248	1491.4	346.	72.34	0.332
400.	8.705	35.320		8.662	62.35	27.423	31.905	0.285	1492.1	396.	73.14	0.114
450.	8.664	35.313		8.616	62.41	27.425	31.908	0.322	1492.7	445.	73.99	0.365
500.	8.612	35.305		8.558	62.51	27.428	31.912	0.359	1493.4	495.	74.72	0.122
550.	8.594	35.303		8.534	62.53	27.430	31.915	0.396	1494.1	544.	75.52	0.574
600.	8.557	35.297		8.492	62.54	27.432	31.918	0.434	1494.8	594.	76.30	0.471
650.	8.500	35.288		8.430	62.57	27.435	31.922	0.473	1495.4	643.	76.97	0.605
700.	8.468	35.281		8.392	62.59	27.435	31.923	0.511	1496.1	692.	77.90	-0.003
750.	8.448	35.279		8.367	62.60	27.437	31.926	0.550	1496.9	742.	78.65	0.182
800.	8.400	35.274		8.313	62.57	27.442	31.932	0.590	1497.5	791.	79.18	0.590
850.	8.362	35.270		8.270	62.56	27.445	31.936	0.630	1498.2	840.	79.76	0.276
900.	8.269	35.258		8.171	62.61	27.451	31.945	0.670	1498.6	890.	80.00	0.094
950.	8.189	35.250		8.087	62.60	27.457	31.953	0.710	1499.2	939.	80.23	0.561
1000.	8.084	35.243		7.977	62.55	27.468	31.966	0.750	1499.6	988.	79.95	1.189
1050.	7.844	35.229		7.733	62.30	27.494	31.997	0.789	1499.5	1038.	77.96	1.501
1100.	7.567	35.214		7.453	62.05	27.523	32.034	0.828	1499.2	1087.	75.45	1.008
1150.	7.220	35.194		7.103	62.12	27.557	32.076	0.865	1498.7	1136.	72.29	2.278
1200.	6.863	35.172		6.744	62.32	27.590	32.117	0.900	1498.1	1185.	69.14	1.739
1250.	6.352	35.140		6.231	62.41	27.634	32.173	0.933	1496.9	1235.	64.39	1.807
1300.	5.867	35.104		5.747	62.59	27.667	32.219	0.964	1495.8	1284.	60.56	1.487
1350.	5.494	35.075		5.372	62.58	27.691	32.252	0.994	1495.1	1333.	57.87	1.020
1400.	5.054	35.042		4.932	62.44	27.716	32.289	1.022	1494.1	1382.	54.71	1.344
1450.	4.755	35.019		4.632	62.32	27.733	32.313	1.049	1493.7	1432.	52.77	1.251
1500.	4.558	35.002		4.431	62.34	27.742	32.327	1.075	1493.7	1481.	51.78	0.793
1600.	4.217	34.979		4.085	61.55	27.760	32.355	1.126	1493.9	1579.	49.82	1.009
1700.	3.972	34.963		3.834	61.61	27.774	32.376	1.175	1494.6	1677.	48.55	1.071
1800.	3.672	34.948		3.529	61.21	27.793	32.403	1.223	1495.0	1776.	46.45	0.650

CHALLENGER 15 STATION 002

PRES	TEMP	SALIN	DO	POTEMP	POTRAN	SIGP0	SIGP1	DYNHT	SNDV	DEPTH	SVANOM	BVFR
DB	DEGC	PSU	ML/L	DEGC	%/M	KG/M ³	KG/M ³	DYN.M	M/S	M	10 ⁻⁸ M ³ /KG	CY/HR
10.	7.936	35.201		7.935	57.49	27.442	31.941	0.006	1482.6	10.	63.07	0.558
20.	7.939	35.202		7.937	57.63	27.442	31.941	0.013	1482.8	20.	63.28	-0.033
30.	7.939	35.202		7.936	57.52	27.443	31.942	0.019	1483.0	30.	63.43	0.443
50.	7.945	35.204		7.940	58.64	27.444	31.943	0.032	1483.3	50.	63.69	-0.186
75.	7.785	35.216		7.778	63.89	27.477	31.980	0.047	1483.2	74.	60.98	1.002
100.	7.776	35.217		7.766	63.90	27.479	31.982	0.062	1483.5	99.	61.28	0.369
125.	7.774	35.217		7.761	63.90	27.480	31.983	0.078	1483.9	124.	61.70	0.062
150.	7.770	35.217		7.755	63.85	27.481	31.984	0.093	1484.3	149.	62.06	0.611

CHALLENGER 15 STATION 003

PRES	TEMP	SALIN	DO	POTEMP	POTRAN	SIGP0	SIGP1	DYNHT	SNDV	DEPTH	SVANOM	BVFR
DB	DEGC	PSU	ML/L	DEGC	%/M	KG/M ³	KG/M ³	DYN.M	M/S	M	10 ⁻⁸ M ³ /KG	CY/HR
10.	7.936	35.201		7.935	57.02	27.442	31.941	0.006	1482.6	10.	63.07	0.112
20.	7.937	35.202		7.935	57.06	27.443	31.942	0.013	1482.8	20.	63.22	0.098
30.	7.943	35.204		7.940	58.38	27.443	31.942	0.019	1483.0	30.	63.36	0.270
50.	7.944	35.203		7.939	57.97	27.443	31.942	0.032	1483.3	50.	63.78	-0.000
75.	7.957	35.206		7.949	60.37	27.444	31.943	0.048	1483.8	74.	64.20	0.413
100.	7.850	35.217		7.840	65.13	27.468	31.970	0.063	1483.8	99.	62.34	1.261
125.	7.816	35.217		7.803	64.89	27.474	31.976	0.079	1484.1	124.	62.24	0.777
150.	7.772	35.226		7.757	65.69	27.488	31.991	0.095	1484.4	149.	61.45	0.938
175.	7.756	35.227		7.738	65.98	27.492	31.995	0.110	1484.7	173.	61.55	0.873
200.	7.747	35.227		7.727	66.10	27.494	31.997	0.125	1485.1	198.	61.84	0.394

CHALLENGER 15 STATION 004

PRES	TEMP	SALIN	DO	POTEMP	POTRAN	SIGP0	SIGP1	DYNHT	SNDV	DEPTH	SVANOM	BVFR
DB	DEGC	PSU	ML/L	DEGC	%/M	KG/M ³	KG/M ³	DYN.M	M/S	M	10 ⁻⁸ M ³ /KG	CY/HR
10.	7.985	35.216		7.984	60.07	27.446	31.944	0.006	1482.8	10.	62.71	0.385
20.	7.986	35.216		7.984	60.16	27.446	31.944	0.013	1483.0	20.	62.89	0.121
30.	7.981	35.214		7.978	60.21	27.446	31.944	0.019	1483.2	30.	63.12	-0.499
50.	7.973	35.212		7.968	60.70	27.446	31.944	0.032	1483.4	50.	63.50	-0.003
75.	7.986	35.215		7.978	60.26	27.446	31.944	0.047	1483.9	74.	63.97	0.549
100.	7.946	35.210		7.936	62.25	27.449	31.948	0.063	1484.2	99.	64.19	1.039
125.	7.872	35.210		7.860	65.61	27.460	31.961	0.080	1484.3	124.	63.59	1.674
150.	7.818	35.212		7.803	66.44	27.471	31.973	0.095	1484.5	149.	63.09	1.346
175.	7.788	35.215		7.771	66.67	27.478	31.980	0.111	1484.8	173.	62.90	0.644
200.	7.777	35.220		7.757	66.74	27.483	31.986	0.127	1485.2	198.	62.83	1.092
250.	7.731	35.221		7.706	67.22	27.492	31.996	0.158	1485.8	247.	62.96	0.457
300.	7.703	35.223		7.673	66.99	27.498	32.003	0.190	1486.6	297.	63.29	0.422
350.	7.508	35.221		7.473	66.74	27.526	32.035	0.221	1486.6	346.	61.48	2.214

CHALLENGER 15 STATION 005

PRES DB	TEMP DEGC	SALIN PSU	DO ML/L	POTEMP DEGC	POTRAN %/M	SIGP0 KG/M ³	SIGP1 KG/M ³	DYNHT DYN.M	SNDV M/S	DEPTH M	SVANOM 10 ⁻⁸ M ³ /KG	BVFR CY/HR
10.	8.183	35.256		8.182	58.08	27.448	31.941	0.006	1483.6	10.	62.53	0.808
20.	8.178	35.256		8.176	58.06	27.449	31.942	0.013	1483.8	20.	62.65	0.438
30.	8.171	35.256		8.168	58.26	27.450	31.943	0.019	1483.9	30.	62.75	0.523
50.	8.171	35.256		8.166	58.60	27.450	31.944	0.031	1484.2	50.	63.14	0.270
75.	8.166	35.255		8.159	59.71	27.451	31.944	0.047	1484.6	74.	63.59	0.044
100.	8.163	35.255		8.153	61.83	27.451	31.945	0.063	1485.0	99.	64.02	0.419
125.	8.111	35.251		8.098	64.43	27.457	31.952	0.079	1485.3	124.	64.01	1.074
150.	7.989	35.238		7.974	66.96	27.465	31.963	0.095	1485.2	149.	63.67	0.741
175.	8.033	35.253		8.015	67.31	27.471	31.968	0.111	1485.8	173.	63.65	0.819
200.	7.870	35.229		7.850	67.33	27.476	31.977	0.127	1485.5	198.	63.52	0.794
250.	7.755	35.213		7.730	67.68	27.482	31.986	0.159	1485.9	247.	63.88	0.705
300.	7.725	35.216		7.695	67.62	27.490	31.994	0.191	1486.6	297.	64.12	0.637
350.	7.713	35.219		7.678	67.53	27.494	31.999	0.223	1487.4	346.	64.63	0.472
400.	7.672	35.223		7.632	67.14	27.504	32.010	0.255	1488.1	396.	64.59	0.514
450.	7.492	35.219		7.447	67.06	27.528	32.038	0.287	1488.2	445.	63.10	0.090

CHALLENGER 15 STATION 006

PRES DB	TEMP DEGC	SALIN PSU	DO ML/L	POTEMP DEGC	POTRAN %/M	SIGP0 KG/M ³	SIGP1 KG/M ³	DYNHT DYN.M	SNDV M/S	DEPTH M	SVANOM 10 ⁻⁸ M ³ /KG	BVFR CY/HR
10.	8.594	35.313		8.593	57.72	27.429	31.912	0.006	1485.2	10.	64.37	0.057
20.	8.593	35.313		8.591	57.57	27.429	31.913	0.013	1485.4	20.	64.53	0.370
30.	8.591	35.314		8.588	57.92	27.431	31.914	0.019	1485.6	30.	64.61	0.447
50.	8.586	35.313		8.580	58.57	27.431	31.914	0.032	1485.9	50.	65.01	0.111
75.	8.583	35.313		8.575	59.06	27.432	31.916	0.049	1486.3	74.	65.44	0.070
100.	8.563	35.313		8.552	62.27	27.435	31.919	0.065	1486.6	99.	65.68	0.935
125.	8.483	35.309		8.470	66.43	27.445	31.931	0.081	1486.7	124.	65.24	0.649
150.	8.407	35.297		8.391	66.61	27.448	31.936	0.098	1486.8	149.	65.44	-1.027
175.	8.277	35.281		8.259	66.85	27.455	31.946	0.114	1486.7	173.	65.20	0.720
200.	8.200	35.271		8.180	66.89	27.460	31.953	0.130	1486.8	198.	65.21	0.965
250.	8.130	35.262		8.105	66.81	27.464	31.959	0.163	1487.4	247.	65.81	1.416
300.	7.971	35.248		7.940	66.79	27.478	31.977	0.196	1487.6	297.	65.34	1.027
350.	7.818	35.234		7.782	66.54	27.491	31.993	0.229	1487.8	346.	65.01	1.223
400.	7.542	35.228		7.502	66.77	27.527	32.036	0.260	1487.6	396.	62.32	0.218
450.	6.867	35.198		6.824	66.85	27.600	32.125	0.291	1485.8	445.	55.69	3.843
500.	5.973	35.149		5.929	66.79	27.680	32.227	0.317	1483.0	495.	47.94	1.024
550.	4.125	35.066		4.084	66.69	27.830	32.424	0.336	1476.2	544.	32.13	1.016
600.	-0.657	34.909		-0.678	65.27	28.066	32.796	0.346	1455.8	593.	2.74	1.462
650.	-0.702	34.906		-0.725	65.35	28.066	32.797	0.347	1456.4	643.	2.57	-0.378

CHALLENGER 15 STATION 007

PRES	TEMP	SALIN	DO	POTEMP	POTRAN	SIGP0	SIGP1	DYNHT	SNDV	DEPTH	SVANOM	BVFR
DB	DEGC	PSU	ML/L	DEGC	%/M	KG/M ³	KG/M ³	DYN.M	M/S	M	10 ⁻⁸ M ³ /KG	CY/HR
10.	8.348	35.272		8.347	55.21	27.435	31.924	0.006	1484.3	10.	63.76	0.369
20.	8.341	35.272		8.339	55.10	27.436	31.926	0.013	1484.4	20.	63.85	0.640
30.	8.346	35.272		8.343	55.16	27.436	31.925	0.019	1484.6	30.	64.12	-0.573
50.	8.328	35.272		8.322	55.57	27.438	31.928	0.032	1484.9	50.	64.25	0.286
75.	8.317	35.269		8.310	57.04	27.438	31.928	0.048	1485.2	74.	64.78	-0.817
100.	8.289	35.270		8.278	60.65	27.444	31.935	0.064	1485.5	99.	64.74	1.418
125.	8.155	35.262		8.142	65.17	27.458	31.952	0.080	1485.4	124.	63.85	1.255
150.	8.039	35.256		8.024	66.20	27.471	31.968	0.096	1485.4	149.	63.08	1.486
175.	7.870	35.243		7.853	66.54	27.487	31.988	0.112	1485.2	173.	62.04	0.838
200.	7.756	35.235		7.736	66.46	27.498	32.001	0.127	1485.1	198.	61.43	1.056
250.	7.658	35.229		7.633	66.57	27.509	32.015	0.158	1485.6	247.	61.29	0.997
300.	7.497	35.225		7.468	66.75	27.529	32.039	0.188	1485.8	297.	60.20	0.681
350.	7.156	35.211		7.123	66.82	27.568	32.086	0.218	1485.3	346.	57.24	2.251
400.	6.578	35.179		6.541	66.79	27.624	32.155	0.245	1483.8	396.	52.33	1.712
450.	5.682	35.137		5.644	66.76	27.706	32.260	0.269	1481.0	445.	44.43	2.252
500.	3.455	35.036		3.421	66.64	27.874	32.485	0.287	1472.6	495.	26.63	4.011
550.	1.556	34.960		1.526	66.66	27.977	32.641	0.298	1465.1	544.	14.65	3.210
600.	-0.042	34.912		-0.066	66.77	28.039	32.750	0.303	1458.6	593.	6.38	1.886
650.	-0.393	34.906		-0.418	66.71	28.052	32.773	0.306	1457.8	643.	4.50	1.049
700.	-0.589	34.908		-0.615	66.45	28.062	32.790	0.308	1457.7	692.	3.08	1.363
750.	-0.699	34.908		-0.727	65.75	28.067	32.798	0.309	1458.0	742.	2.29	0.362
800.	-0.700	34.908		-0.729	65.68	28.067	32.798	0.310	1458.9	791.	2.20	-0.263

CHALLENGER 15 STATION 008

PRES	TEMP	SALIN	DO	POTEMP	POTRAN	SIGP0	SIGP1	DYNHT	SNDV	DEPTH	SVANOM	BVFR
DB	DEGC	PSU	ML/L	DEGC	%/M	KG/M ³	KG/M ³	DYN.M	M/S	M	10 ⁻⁸ M ³ /KG	CY/HR
10.	8.502	35.296		8.501	56.15	27.430	31.916	0.006	1484.9	10.	64.23	0.519
20.	8.491	35.294		8.489	56.15	27.430	31.916	0.013	1485.0	20.	64.41	-0.407
30.	8.501	35.296		8.498	56.12	27.430	31.916	0.019	1485.2	30.	64.65	-0.020
50.	8.372	35.277		8.367	55.81	27.436	31.925	0.032	1485.0	50.	64.51	-0.258
75.	8.305	35.270		8.298	57.75	27.441	31.931	0.048	1485.2	74.	64.52	0.635
100.	8.290	35.269		8.280	58.91	27.443	31.934	0.064	1485.5	99.	64.86	0.265
125.	8.274	35.269		8.262	61.34	27.445	31.937	0.081	1485.9	124.	65.12	0.672
150.	8.148	35.261		8.133	65.30	27.459	31.953	0.097	1485.8	149.	64.27	1.236
175.	8.016	35.253		7.998	66.26	27.473	31.971	0.113	1485.7	173.	63.37	1.534
200.	7.893	35.248		7.873	66.84	27.488	31.989	0.129	1485.7	198.	62.40	1.647
250.	7.557	35.230		7.532	66.94	27.524	32.032	0.159	1485.2	247.	59.83	0.814
300.	7.315	35.219		7.286	66.98	27.551	32.065	0.189	1485.1	297.	58.03	1.699
350.	6.881	35.197		6.848	66.88	27.595	32.120	0.217	1484.2	346.	54.44	1.473
400.	6.010	35.154		5.975	66.85	27.678	32.224	0.242	1481.5	396.	46.67	1.943
450.	3.995	35.064		3.962	66.72	27.841	32.439	0.262	1474.1	445.	29.82	2.995
500.	1.462	34.947		1.436	66.75	27.972	32.639	0.274	1463.8	495.	14.70	3.592
550.	0.347	34.916		0.323	66.90	28.021	32.720	0.279	1459.6	544.	8.66	1.574
600.	-0.321	34.907		-0.344	66.72	28.049	32.769	0.283	1457.3	593.	4.91	1.191
650.	-0.598	34.907		-0.621	66.61	28.062	32.790	0.285	1456.9	643.	3.16	0.671
700.	-0.718	34.908		-0.743	65.78	28.068	32.800	0.286	1457.1	692.	2.26	0.957
750.	-0.713	34.908		-0.741	65.80	28.068	32.800	0.287	1458.0	742.	2.18	-0.158

CHALLENGER 15 STATION 009

PRES DB	TEMP DEGC	SALIN PSU	DO ML/L	POTEMP DEGC	POTRAN %/M	SIGP0 KG/M ³	SIGP1 KG/M ³	DYNHT DYN.M	SNDV M/S	DEPTH M	SVANOM 10 ⁻⁸ M ³ /KG	BVFR CY/HR
10.	8.648	35.326		8.647	60.43	27.430	31.912	0.006	1485.5	10.	64.22	0.402
20.	8.646	35.326		8.644	60.51	27.431	31.913	0.013	1485.6	20.	64.40	0.319
30.	8.633	35.324		8.630	60.64	27.432	31.914	0.019	1485.7	30.	64.52	0.502
50.	8.613	35.322		8.608	60.96	27.433	31.916	0.032	1486.0	50.	64.81	0.160
75.	8.545	35.312		8.537	59.83	27.437	31.922	0.048	1486.1	74.	64.96	0.219
100.	8.522	35.310		8.512	60.99	27.439	31.924	0.065	1486.5	99.	65.27	0.587
125.	8.509	35.309		8.496	63.35	27.441	31.927	0.081	1486.8	124.	65.61	0.052
150.	8.482	35.308		8.466	65.62	27.445	31.931	0.098	1487.1	149.	65.78	0.823
175.	8.451	35.304		8.433	66.21	27.446	31.934	0.114	1487.4	173.	66.10	0.186
200.	8.449	35.309		8.428	66.84	27.451	31.938	0.130	1487.8	198.	66.19	0.482
250.	7.900	35.245		7.875	67.07	27.485	31.986	0.163	1486.5	247.	63.66	1.074
300.	7.740	35.238		7.710	67.08	27.504	32.008	0.195	1486.7	297.	62.75	1.585
350.	7.136	35.212		7.103	66.93	27.572	32.090	0.225	1485.2	346.	56.84	2.924
400.	5.432	35.127		5.399	66.68	27.729	32.289	0.250	1479.2	396.	41.34	3.253
450.	2.880	35.007		2.851	66.59	27.905	32.532	0.266	1469.3	445.	22.57	1.688
500.	2.532	34.998		2.501	66.63	27.928	32.565	0.277	1468.6	495.	20.30	2.547
550.	1.243	34.952		1.215	66.50	27.992	32.666	0.285	1463.7	544.	12.69	1.556

CHALLENGER 15 STATION 010

PRES DB	TEMP DEGC	SALIN PSU	DO ML/L	POTEMP DEGC	POTRAN %/M	SIGP0 KG/M ³	SIGP1 KG/M ³	DYNHT DYN.M	SNDV M/S	DEPTH M	SVANOM 10 ⁻⁸ M ³ /KG	BVFR CY/HR
10.	8.677	35.322		8.676	55.12	27.423	31.904	0.006	1485.6	10.	64.93	-0.448
20.	8.682	35.322		8.679	55.15	27.422	31.904	0.013	1485.7	20.	65.18	-0.355
30.	8.678	35.322		8.675	55.24	27.423	31.904	0.020	1485.9	30.	65.37	0.328
50.	8.654	35.324		8.649	56.75	27.429	31.911	0.033	1486.1	50.	65.20	1.443
75.	8.534	35.311		8.526	62.35	27.437	31.922	0.049	1486.1	74.	64.90	0.945
100.	8.555	35.318		8.544	66.20	27.440	31.925	0.065	1486.6	99.	65.16	0.546
125.	8.525	35.322		8.511	66.95	27.449	31.934	0.081	1486.9	124.	64.88	1.207
150.	8.086	35.267		8.071	67.17	27.473	31.968	0.097	1485.6	149.	62.96	1.724
175.	7.838	35.243		7.821	67.24	27.492	31.993	0.113	1485.0	173.	61.57	1.397
200.	7.460	35.227		7.441	66.43	27.535	32.045	0.128	1484.0	198.	57.82	0.285
250.	6.604	35.189		6.581	66.83	27.626	32.157	0.155	1481.5	247.	49.67	3.355

CHALLENGER 15 STATION 011

PRES DB	TEMP DEGC	SALIN PSU	DO ML/L	POTEMP DEGC	POTRAN %/M	SIGP0 KG/M ³	SIGP1 KG/M ³	DYNHT DYN.M	SNDV M/S	DEPTH M	SVANOM 10 ⁻⁸ M ³ /KG	BVFR CY/HR
10.	8.555	35.308		8.554	58.22	27.431	31.916	0.006	1485.1	10.	64.12	0.778
20.	8.541	35.306		8.539	59.45	27.432	31.917	0.013	1485.2	20.	64.27	-0.009
30.	8.446	35.302		8.443	64.00	27.443	31.930	0.019	1485.0	30.	63.39	2.258
50.	8.235	35.277		8.230	66.93	27.457	31.949	0.032	1484.5	50.	62.50	0.956
75.	8.053	35.259		8.045	66.76	27.471	31.967	0.047	1484.2	74.	61.67	1.422
100.	7.591	35.212		7.581	60.98	27.503	32.011	0.062	1482.8	99.	58.98	2.275
125.	7.484	35.205		7.472	61.02	27.514	32.023	0.077	1482.8	124.	58.43	0.654
150.	7.269	35.205		7.254	65.49	27.545	32.060	0.091	1482.4	149.	55.87	3.376

CHALLENGER 15 STATION 012

PRES	TEMP	SALIN	DO	POTEMP	POTRAN	SIGP0	SIGP1	DYNHT	SNDV	DEPTH	SVANOM	BVFR
DB	DEGC	PSU	ML/L	DEGC	%/M	KG/M ³	KG/M ³	DYN.M	M/S	M	10 ⁻⁸ M ³ /KG	CY/HR
10.	7.558	35.194		7.557	55.76	27.492	32.000	0.006	1481.2	10.	58.31	2.180
20.	7.531	35.195		7.529	55.71	27.497	32.006	0.012	1481.3	20.	58.06	0.873
30.	7.520	35.195		7.517	57.14	27.499	32.008	0.018	1481.4	30.	58.06	0.755
50.	7.226	35.182		7.222	62.97	27.532	32.047	0.029	1480.6	50.	55.31	2.186
75.	7.132	35.178		7.125	64.01	27.542	32.060	0.043	1480.6	74.	54.79	1.250
100.	7.105	35.177		7.096	64.08	27.545	32.064	0.056	1480.9	99.	54.93	0.521
125.	7.059	35.172		7.047	63.70	27.548	32.068	0.070	1481.1	124.	55.03	1.013
150.	7.029	35.169		7.015	63.40	27.550	32.071	0.084	1481.4	149.	55.27	0.436

CHALLENGER 15 STATION 013

PRES	TEMP	SALIN	DO	POTEMP	POTRAN	SIGP0	SIGP1	DYNHT	SNDV	DEPTH	SVANOM	BVFR
DB	DEGC	PSU	ML/L	DEGC	%/M	KG/M ³	KG/M ³	DYN.M	M/S	M	10 ⁻⁸ M ³ /KG	CY/HR
10.	7.824	35.208		7.823	62.32	27.464	31.966	0.006	1482.2	10.	60.98	1.758
20.	7.742	35.207		7.740	61.29	27.476	31.979	0.012	1482.1	20.	60.10	1.403
30.	7.731	35.207		7.729	61.43	27.477	31.981	0.018	1482.2	30.	60.15	0.560
50.	7.721	35.206		7.716	62.33	27.479	31.983	0.030	1482.5	50.	60.37	0.544
75.	7.719	35.206		7.712	63.12	27.479	31.984	0.045	1482.9	74.	60.80	0.064
100.	7.718	35.207		7.708	64.06	27.480	31.985	0.061	1483.3	99.	61.19	0.353
125.	7.719	35.207		7.707	64.27	27.480	31.985	0.076	1483.7	124.	61.65	0.117
150.	7.714	35.206		7.699	65.30	27.481	31.986	0.091	1484.1	148.	62.05	0.372
175.	7.710	35.206		7.693	65.67	27.482	31.987	0.107	1484.5	173.	62.46	0.344
200.	7.670	35.205		7.650	66.50	27.488	31.993	0.123	1484.8	198.	62.38	1.318
250.	7.566	35.203		7.541	67.55	27.502	32.010	0.154	1485.2	247.	61.95	0.434
300.	7.502	35.201		7.472	67.77	27.510	32.020	0.185	1485.8	297.	62.05	0.746
350.	7.394	35.197		7.360	67.82	27.523	32.036	0.216	1486.2	346.	61.62	0.627
400.	7.210	35.191		7.171	67.65	27.546	32.062	0.246	1486.3	396.	60.26	1.583
450.	6.545	35.148		6.503	66.73	27.604	32.137	0.275	1484.5	445.	54.95	1.978
500.	4.639	35.020		4.600	64.96	27.737	32.318	0.300	1477.5	495.	40.97	2.537

CHALLENGER 15 STATION 014

PRES DB	TEMP DEGC	SALIN PSU	DO ML/L	POTEMP DEGC	POTRAN %,M	SIGP0 KG/M ³	SIGP1 KG/M ³	DYNHT DYN.M	SNDV M/S	DEPTH M	SVANOM 10 ⁻⁸ M ³ /KG	BVFR CY/HR
10.	7.706	35.206		7.705	62.51	27.480	31.985	0.006	1481.8	10.	59.45	1.698
20.	7.588	35.203		7.586	62.28	27.495	32.002	0.012	1481.5	20.	58.23	2.007
30.	7.524	35.201		7.521	62.78	27.503	32.012	0.018	1481.4	30.	57.69	1.584
50.	7.368	35.192		7.363	63.50	27.519	32.032	0.029	1481.1	50.	56.51	1.535
75.	7.289	35.186		7.282	58.78	27.526	32.040	0.043	1481.2	74.	56.30	0.553
100.	7.247	35.183		7.238	58.57	27.530	32.046	0.057	1481.5	99.	56.36	0.843
125.	7.224	35.183		7.212	60.19	27.534	32.050	0.071	1481.8	124.	56.46	0.784
150.	7.215	35.182		7.201	61.10	27.534	32.051	0.085	1482.2	148.	56.84	0.161
175.	7.157	35.178		7.140	62.68	27.540	32.057	0.100	1482.4	173.	56.77	1.320
200.	6.959	35.179		6.941	67.17	27.569	32.091	0.114	1482.0	198.	54.40	1.998
250.	6.509	35.147		6.487	66.81	27.605	32.139	0.140	1481.0	247.	51.56	1.255
300.	5.813	35.092		5.788	66.44	27.652	32.203	0.165	1479.0	297.	47.40	2.047
350.	5.172	35.032		5.143	66.23	27.684	32.251	0.188	1477.2	346.	44.63	1.080
400.	3.679	34.888		3.651	65.74	27.733	32.340	0.209	1471.7	396.	39.13	2.142
450.	2.896	34.876		2.867	65.95	27.798	32.426	0.227	1469.2	445.	32.60	1.428
500.	1.726	34.868		1.698	66.44	27.889	32.550	0.241	1464.9	495.	22.84	2.479
550.	1.318	34.923		1.290	65.44	27.963	32.635	0.250	1464.0	544.	15.52	2.364
600.	0.435	34.898		0.408	67.07	28.001	32.698	0.256	1460.8	593.	10.73	1.642
650.	0.104	34.897		0.076	66.18	28.019	32.726	0.261	1460.1	643.	8.47	1.540
700.	-0.050	34.901		-0.079	63.89	28.030	32.742	0.265	1460.2	692.	7.15	0.990
750.	-0.204	34.897		-0.234	66.53	28.036	32.752	0.269	1460.3	741.	6.31	0.682
800.	-0.366	34.901		-0.398	66.52	28.047	32.768	0.271	1460.4	791.	4.87	0.799
850.	-0.454	34.903		-0.488	66.74	28.052	32.776	0.274	1460.8	840.	4.12	0.761
900.	-0.536	34.904		-0.571	66.04	28.058	32.784	0.276	1461.3	889.	3.34	0.609
950.	-0.577	34.904		-0.615	64.43	28.059	32.787	0.277	1461.9	939.	3.03	0.146
1000.	-0.592	34.905		-0.632	64.07	28.061	32.789	0.279	1462.7	988.	2.74	0.452
1050.	-0.605	34.906		-0.647	64.11	28.062	32.791	0.280	1463.4	1037.	2.53	0.439
1100.	-0.650	34.906		-0.694	61.97	28.064	32.794	0.281	1464.1	1086.	2.11	0.349
1150.	-0.657	34.906		-0.704	61.01	28.065	32.795	0.282	1464.9	1136.	1.94	0.429
1200.	-0.660	34.906		-0.709	60.35	28.065	32.796	0.283	1465.7	1185.	1.84	-0.104

CHALLENGER 15 STATION 015

PRES DB	TEMP DEGC	SALIN PSU	DO ML/L	POTEMP DEGC	POTRAN %/M	SIGP0 KG/M ³	SIGP1 KG/M ³	DYNHT DYN.M	SNDV M/S	DEPTH M	SVANOM 10 ⁻⁸ M ³ /KG	BVFR CY/HR
10.	7.230	35.179		7.229	58.32	27.528	32.044	0.005	1479.9	10.	54.94	0.099
20.	7.199	35.180		7.198	57.89	27.533	32.049	0.011	1480.0	20.	54.65	1.531
30.	7.166	35.180		7.163	57.79	27.538	32.055	0.016	1480.0	30.	54.37	0.761
50.	7.156	35.179		7.151	59.46	27.539	32.057	0.027	1480.3	50.	54.59	0.442
75.	7.151	35.179		7.144	60.47	27.540	32.058	0.041	1480.7	74.	54.97	0.393
100.	7.086	35.173		7.077	64.14	27.545	32.064	0.055	1480.8	99.	54.93	1.285
125.	6.787	35.159		6.776	66.41	27.575	32.102	0.068	1480.1	124.	52.39	1.342
150.	6.621	35.148		6.608	66.33	27.589	32.120	0.081	1479.8	148.	51.43	1.260
175.	6.353	35.130		6.338	66.32	27.612	32.149	0.094	1479.2	173.	49.62	1.805
200.	5.890	35.094		5.873	65.85	27.643	32.192	0.106	1477.7	198.	46.82	1.994
250.	4.717	34.995		4.698	65.86	27.706	32.285	0.127	1473.7	247.	40.94	1.998
300.	2.455	34.783		2.438	65.73	27.762	32.402	0.146	1464.7	297.	34.52	1.116
350.	2.821	34.925		2.799	66.22	27.844	32.473	0.162	1467.3	346.	27.48	2.727
400.	1.680	34.917		1.659	66.77	27.932	32.593	0.173	1463.1	396.	18.37	1.599
450.	0.969	34.905		0.948	67.32	27.973	32.654	0.181	1460.8	445.	13.84	1.949
500.	0.471	34.894		0.449	67.53	27.995	32.691	0.187	1459.3	495.	11.17	1.839
550.	0.212	34.891		0.189	67.53	28.008	32.712	0.192	1458.9	544.	9.64	1.291
600.	0.037	34.891		0.012	67.60	28.018	32.727	0.197	1459.0	593.	8.45	0.679
650.	-0.085	34.895		-0.111	67.63	28.027	32.740	0.201	1459.2	643.	7.35	0.949
700.	-0.225	34.897		-0.253	67.68	28.036	32.753	0.204	1459.4	692.	6.22	1.098
750.	-0.326	34.901		-0.356	67.67	28.045	32.765	0.207	1459.8	741.	5.19	0.868
800.	-0.409	34.903		-0.440	67.67	28.050	32.773	0.209	1460.2	791.	4.46	0.455
850.	-0.470	34.904		-0.503	67.62	28.054	32.778	0.211	1460.8	840.	3.89	0.549
900.	-0.520	34.906		-0.556	67.62	28.058	32.784	0.213	1461.3	889.	3.37	0.249
950.	-0.558	34.906		-0.596	67.61	28.060	32.787	0.215	1462.0	939.	3.01	0.341
1000.	-0.592	34.907		-0.631	67.64	28.062	32.790	0.216	1462.7	988.	2.62	0.051
1050.	-0.616	34.907		-0.658	67.68	28.064	32.793	0.217	1463.4	1037.	2.33	0.188
1100.	-0.646	34.908		-0.690	67.70	28.066	32.796	0.218	1464.1	1086.	1.99	0.191
1150.	-0.667	34.908		-0.713	67.67	28.067	32.797	0.219	1464.8	1136.	1.73	0.099
1200.	-0.686	34.908		-0.735	67.72	28.068	32.799	0.220	1465.6	1185.	1.48	0.288
1250.	-0.708	34.909		-0.759	67.70	28.070	32.802	0.221	1466.3	1234.	1.17	0.406
1300.	-0.723	34.909		-0.777	67.72	28.070	32.803	0.221	1467.0	1283.	0.96	0.424
1350.	-0.751	34.910		-0.807	67.67	28.072	32.806	0.222	1467.8	1333.	0.59	0.385
1400.	-0.777	34.910		-0.835	67.50	28.073	32.808	0.222	1468.5	1382.	0.29	0.467
1450.	-0.798	34.909		-0.859	67.40	28.074	32.809	0.222	1469.2	1431.	0.04	0.056
1500.	-0.814	34.909		-0.878	67.30	28.075	32.811	0.222	1470.0	1480.	-0.20	0.091
1600.	-0.884	34.909		-0.952	65.85	28.078	32.815	0.221	1471.3	1578.	-0.95	0.423

CHALLENGER 15 STATION 016

PRES	TEMP	SALIN	DO	POTEMP	POTRAN	SIGP0	SIGP1	DYNHT	SNDV	DEPTH	SVANOM	BVFR
DB	DEGC	PSU	ML/L	DEGC	%/M	KG/M ³	KG/M ³	DYN.M	M/S	M	10 ⁻⁸ M ³ /KG	CY/HR
10.	3.947	34.796		3.946	46.37	27.629	32.229	0.005	1466.3	10.	45.26	0.901
20.	3.865	34.796		3.863	45.27	27.638	32.240	0.009	1466.1	20.	44.51	1.803
30.	3.827	34.796		3.825	46.46	27.642	32.246	0.013	1466.1	30.	44.20	0.547
50.	3.742	34.796		3.738	53.41	27.651	32.256	0.022	1466.1	50.	43.58	1.506
75.	3.480	34.784		3.475	57.22	27.667	32.280	0.033	1465.4	74.	42.21	1.015
100.	3.098	34.785		3.092	62.46	27.705	32.328	0.043	1464.2	99.	38.76	3.354
125.	2.958	34.822		2.950	65.04	27.748	32.374	0.053	1464.0	124.	34.90	2.544
150.	2.687	34.820		2.678	65.92	27.771	32.404	0.061	1463.3	148.	32.82	1.703
175.	2.706	34.843		2.696	66.46	27.788	32.421	0.069	1463.8	173.	31.40	1.541
200.	2.565	34.862		2.553	67.11	27.815	32.452	0.077	1463.6	198.	28.93	2.066
250.	2.060	34.868		2.046	67.24	27.863	32.513	0.090	1462.3	247.	24.44	2.137
300.	1.480	34.879		1.465	67.37	27.915	32.582	0.101	1460.5	297.	19.30	1.981
350.	0.809	34.877		0.793	67.35	27.960	32.646	0.110	1458.4	346.	14.61	2.008
400.	0.308	34.886		0.291	67.56	27.998	32.698	0.116	1456.9	396.	10.62	1.255
450.	0.074	34.886		0.056	67.74	28.011	32.719	0.121	1456.7	445.	9.10	1.049
500.	-0.049	34.888		-0.069	67.70	28.020	32.731	0.125	1456.9	495.	8.12	0.882
550.	-0.171	34.894		-0.193	67.79	28.031	32.746	0.129	1457.2	544.	6.91	1.023
600.	-0.268	34.897		-0.292	67.75	28.038	32.756	0.132	1457.6	593.	6.03	0.775
650.	-0.353	34.900		-0.378	67.70	28.045	32.765	0.135	1458.0	643.	5.21	0.653
700.	-0.404	34.902		-0.432	67.73	28.049	32.771	0.137	1458.6	692.	4.68	0.594
750.	-0.447	34.903		-0.476	67.82	28.052	32.776	0.139	1459.2	741.	4.23	0.649
800.	-0.500	34.904		-0.531	67.82	28.056	32.781	0.141	1459.8	791.	3.74	0.513
850.	-0.540	34.905		-0.573	67.81	28.058	32.785	0.143	1460.4	840.	3.33	0.554
900.	-0.580	34.906		-0.615	67.83	28.061	32.789	0.145	1461.1	889.	2.91	0.533
950.	-0.615	34.907		-0.652	67.83	28.063	32.792	0.146	1461.7	939.	2.52	0.616
1000.	-0.644	34.908		-0.683	67.80	28.065	32.795	0.147	1462.4	988.	2.19	0.179
1050.	-0.662	34.908		-0.704	67.86	28.067	32.797	0.148	1463.2	1037.	1.94	0.442
1100.	-0.684	34.909		-0.728	67.89	28.068	32.799	0.149	1463.9	1086.	1.65	0.140
1150.	-0.705	34.909		-0.752	67.82	28.069	32.801	0.150	1464.6	1136.	1.38	0.357
1200.	-0.729	34.909		-0.778	67.79	28.071	32.803	0.151	1465.4	1185.	1.07	0.411
1250.	-0.746	34.910		-0.797	67.78	28.072	32.805	0.151	1466.1	1234.	0.81	0.368
1300.	-0.760	34.910		-0.814	67.81	28.073	32.807	0.151	1466.9	1283.	0.58	0.074
1350.	-0.777	34.910		-0.833	67.74	28.074	32.808	0.152	1467.6	1333.	0.35	0.023
1400.	-0.786	34.911		-0.844	67.77	28.075	32.809	0.152	1468.4	1382.	0.11	0.554
1450.	-0.800	34.911		-0.861	67.58	28.076	32.811	0.152	1469.2	1431.	-0.11	0.412
1500.	-0.822	34.911		-0.885	66.89	28.077	32.812	0.152	1469.9	1480.	-0.38	0.435

CHALLENGER 15 STATION 017

PRES	TEMP	SALIN	DO	POTEMP	POTRAN	SIGP0	SIGP1	DYNHT	SNDV	DEPTH	SVANOM	BVFR
DB	DEGC	PSU	ML/L	DEGC	%M	KG/M ³	KG/M ³	DYN.M	M/S	M	10 ⁻⁸ M ³ /KG	CY/HR
10.	4.081	34.817		4.080	47.74	27.633	32.229	0.004	1466.9	10.	44.94	-0.065
20.	4.084	34.818		4.083	47.68	27.633	32.229	0.009	1467.1	20.	45.03	0.122
30.	4.034	34.823		4.032	48.41	27.642	32.239	0.013	1467.0	30.	44.26	1.853
50.	3.838	34.811		3.834	56.92	27.653	32.256	0.022	1466.5	50.	43.39	1.349
75.	3.344	34.841		3.339	64.95	27.726	32.342	0.032	1464.9	74.	36.60	2.521
100.	2.763	34.810		2.757	65.89	27.756	32.387	0.041	1462.8	99.	33.89	2.185
125.	2.307	34.800		2.301	65.63	27.787	32.431	0.049	1461.2	124.	30.98	2.442
150.	2.188	34.839		2.180	66.71	27.828	32.476	0.057	1461.1	148.	27.16	1.726
175.	2.143	34.895		2.134	67.30	27.877	32.525	0.063	1461.4	173.	22.74	2.394
200.	2.160	34.924		2.149	67.41	27.898	32.546	0.068	1462.0	198.	20.84	1.811
250.	1.549	34.910		1.536	67.47	27.936	32.600	0.078	1460.1	247.	17.22	1.320
300.	0.802	34.875		0.789	67.46	27.959	32.645	0.086	1457.5	297.	14.64	0.996
350.	0.869	34.914		0.852	67.75	27.986	32.670	0.092	1458.7	346.	12.22	0.767
400.	0.441	34.905		0.423	67.82	28.006	32.702	0.098	1457.5	396.	10.03	1.032
450.	0.103	34.894		0.085	67.83	28.016	32.723	0.102	1456.8	445.	8.66	0.926
500.	-0.031	34.896		-0.051	67.85	28.025	32.736	0.106	1457.0	495.	7.64	0.754
550.	-0.121	34.901		-0.142	67.90	28.034	32.748	0.110	1457.4	544.	6.68	0.811
600.	-0.228	34.903		-0.252	67.94	28.041	32.758	0.113	1457.8	593.	5.82	0.994
650.	-0.322	34.904		-0.347	67.91	28.047	32.766	0.116	1458.1	643.	5.11	0.364
700.	-0.391	34.905		-0.418	67.85	28.051	32.772	0.118	1458.6	692.	4.57	0.532
750.	-0.458	34.906		-0.487	67.85	28.055	32.779	0.120	1459.2	741.	3.96	0.609
800.	-0.515	34.907		-0.546	67.79	28.059	32.784	0.122	1459.7	791.	3.43	0.176
850.	-0.556	34.908		-0.589	67.77	28.061	32.788	0.124	1460.4	840.	3.03	0.483
900.	-0.596	34.909		-0.631	67.83	28.064	32.792	0.125	1461.0	889.	2.60	0.634
950.	-0.633	34.910		-0.670	67.77	28.066	32.796	0.126	1461.7	939.	2.21	0.465
1000.	-0.660	34.910		-0.699	67.66	28.068	32.798	0.128	1462.4	988.	1.91	0.634
1050.	-0.683	34.910		-0.724	67.60	28.069	32.800	0.128	1463.1	1037.	1.64	0.363
1100.	-0.704	34.910		-0.748	67.59	28.070	32.802	0.129	1463.8	1086.	1.38	0.345
1150.	-0.730	34.911		-0.776	67.67	28.072	32.804	0.130	1464.5	1136.	1.06	0.376
1200.	-0.748	34.911		-0.797	67.62	28.073	32.806	0.130	1465.3	1185.	0.82	0.127
1250.	-0.766	34.911		-0.817	67.73	28.074	32.807	0.131	1466.0	1234.	0.60	0.248
1300.	-0.778	34.911		-0.832	67.71	28.074	32.808	0.131	1466.8	1283.	0.39	0.290
1350.	-0.785	34.911		-0.841	67.70	28.075	32.809	0.131	1467.6	1333.	0.25	0.133
1400.	-0.793	34.911		-0.852	67.71	28.075	32.810	0.131	1468.4	1382.	0.08	0.279
1450.	-0.806	34.911		-0.867	67.70	28.076	32.811	0.131	1469.2	1431.	-0.17	0.392
1500.	-0.821	34.911		-0.885	67.67	28.077	32.812	0.131	1469.9	1480.	-0.38	0.098
1600.	-0.831	34.911		-0.900	67.63	28.077	32.813	0.130	1471.6	1578.	-0.67	0.097
1700.	-0.854	34.911		-0.929	67.60	28.078	32.815	0.130	1473.1	1677.	-1.08	0.423
1800.	-0.874	34.910		-0.955	67.59	28.079	32.817	0.128	1474.7	1775.	-1.42	0.112
1900.	-0.897	34.910		-0.983	66.77	28.080	32.818	0.127	1476.3	1873.	-1.84	0.100

CHALLENGER 15 STATION 018

PRES DB	TEMP DEGC	SALIN PSU	DO ML/L	POTEMP DEGC	POTRAN %M	SIGP0 KG/M ³	SIGP1 KG/M ³	DYNHIT DYN.M	SNDV M/S	DEPTH M	SVANOM 10 ⁻⁸ M ³ /KG	BVFR CY:HR
10.	3.897	34.799		3.896	45.60	27.637	32.238	0.004	1466.1	10.	44.53	0.155
20.	3.943	34.811		3.941	46.83	27.642	32.242	0.009	1466.5	20.	44.12	1.525
30.	3.985	34.823		3.983	49.12	27.647	32.246	0.013	1466.8	30.	43.77	0.009
50.	4.316	34.873		4.312	53.55	27.652	32.242	0.022	1468.6	50.	43.55	1.463
75.	4.083	34.896		4.078	60.99	27.695	32.291	0.033	1468.1	74.	39.74	3.943
100.	2.874	34.824		2.868	65.96	27.757	32.385	0.042	1463.3	99.	33.83	1.742
125.	2.833	34.851		2.825	66.51	27.782	32.412	0.050	1463.5	124.	31.59	0.629
150.	2.939	34.901		2.930	67.21	27.813	32.439	0.057	1464.5	148.	28.93	1.640
175.	2.717	34.915		2.707	67.36	27.844	32.476	0.064	1463.9	173.	26.10	1.700
200.	2.616	34.930		2.604	67.59	27.865	32.500	0.071	1463.9	198.	24.21	1.905
250.	1.879	34.934		1.865	67.59	27.929	32.584	0.081	1461.6	247.	18.04	2.637
300.	0.907	34.880		0.893	67.44	27.956	32.639	0.089	1458.0	297.	14.96	1.239
350.	0.498	34.886		0.483	67.62	27.987	32.682	0.096	1457.0	346.	11.81	1.464
400.	0.244	34.883		0.227	67.70	27.999	32.702	0.102	1456.6	396.	10.40	0.850
450.	0.139	34.886		0.121	67.75	28.008	32.713	0.107	1457.0	445.	9.52	0.793
500.	0.008	34.889		-0.012	67.75	28.018	32.727	0.111	1457.2	495.	8.43	0.817
550.	-0.090	34.891		-0.112	67.78	28.024	32.737	0.115	1457.6	544.	7.65	0.635
600.	-0.158	34.895		-0.181	67.83	28.031	32.746	0.119	1458.1	593.	6.89	0.779
650.	-0.217	34.899		-0.243	67.82	28.037	32.754	0.122	1458.6	643.	6.16	0.448
700.	-0.294	34.902		-0.322	67.84	28.043	32.762	0.125	1459.1	692.	5.43	0.687
750.	-0.364	34.904		-0.394	67.82	28.049	32.769	0.127	1459.6	741.	4.77	0.417
800.	-0.433	34.906		-0.464	67.88	28.054	32.777	0.130	1460.1	791.	4.10	0.559
850.	-0.466	34.907		-0.500	67.94	28.057	32.781	0.131	1460.8	840.	3.68	0.608
900.	-0.528	34.908		-0.564	68.04	28.060	32.786	0.133	1461.3	889.	3.12	0.328
950.	-0.568	34.909		-0.605	68.09	28.063	32.790	0.135	1462.0	939.	2.73	0.505
1000.	-0.602	34.910		-0.641	68.14	28.065	32.793	0.136	1462.6	988.	2.33	0.483
1050.	-0.643	34.910		-0.685	68.17	28.068	32.797	0.137	1463.3	1037.	1.91	0.542
1100.	-0.670	34.911		-0.714	68.23	28.070	32.800	0.138	1464.0	1086.	1.56	0.425
1150.	-0.695	34.911		-0.742	68.28	28.071	32.802	0.139	1464.7	1136.	1.26	0.544
1200.	-0.730	34.911		-0.779	68.31	28.072	32.805	0.139	1465.4	1185.	0.92	0.422
1250.	-0.751	34.912		-0.802	68.34	28.074	32.807	0.139	1466.1	1234.	0.65	-0.029
1300.	-0.782	34.912		-0.835	68.37	28.075	32.809	0.140	1466.8	1283.	0.30	0.454
1350.	-0.802	34.912		-0.858	68.36	28.076	32.811	0.140	1467.5	1333.	0.05	-0.149
1400.	-0.821	34.912		-0.879	68.38	28.077	32.813	0.140	1468.3	1382.	-0.21	0.238
1450.	-0.843	34.911		-0.903	68.38	28.078	32.814	0.140	1469.0	1431.	-0.48	0.376
1500.	-0.861	34.911		-0.924	68.38	28.079	32.815	0.139	1469.7	1480.	-0.72	0.014
1600.	-0.884	34.911		-0.953	68.35	28.079	32.817	0.138	1471.3	1578.	-1.12	0.138
1700.	-0.899	34.910		-0.973	68.30	28.080	32.818	0.137	1472.9	1677.	-1.44	-0.037
1800.	-0.913	34.910		-0.992	68.26	28.080	32.820	0.135	1474.5	1775.	-1.78	0.309
1900.	-0.921	34.910		-1.006	68.23	28.081	32.820	0.133	1476.2	1873.	-2.08	0.108

CHALLENGER 15 STATION 019

PRES	TEMP	SALIN	DO	POTEMP	POTRAN	SIGP0	SIGP1	DYNHT	SNDV	DEPTH	SVANOM	BVFR
DB	DEGC	PSU	ML/L	DEGC	%/M	KG/M ³	KG/M ³	DYN.M	M/S	M	10 ⁻⁸ M ³ /KG	CY/HR
10.	4.330	34.880		4.329	46.23	27.656	32.245	0.004	1468.0	10.	42.78	0.737
20.	4.273	34.877		4.272	47.04	27.659	32.250	0.009	1467.9	20.	42.52	0.768
30.	4.269	34.877		4.267	48.38	27.660	32.251	0.013	1468.1	30.	42.58	0.496
50.	4.198	34.884		4.194	55.79	27.673	32.266	0.021	1468.1	50.	41.54	2.541
75.	4.161	34.951		4.156	65.46	27.731	32.324	0.031	1468.5	74.	36.38	2.191
100.	3.835	34.933		3.828	66.35	27.751	32.353	0.040	1467.5	99.	34.62	1.759
125.	3.508	34.916		3.499	66.82	27.770	32.381	0.048	1466.5	124.	32.93	1.462
150.	3.418	34.920		3.408	66.95	27.782	32.395	0.056	1466.5	148.	32.02	0.920
175.	3.250	34.913		3.238	66.86	27.793	32.411	0.064	1466.2	173.	31.14	1.471
200.	3.047	34.905		3.035	67.03	27.806	32.429	0.072	1465.8	198.	30.05	1.109
250.	2.440	34.898		2.426	67.11	27.855	32.495	0.086	1464.0	247.	25.40	2.139
300.	2.287	34.952		2.270	67.48	27.911	32.555	0.097	1464.2	297.	20.35	1.621
350.	1.780	34.943		1.762	67.56	27.945	32.603	0.107	1462.8	346.	16.96	1.426
400.	1.276	34.928		1.256	67.61	27.970	32.642	0.114	1461.3	396.	14.32	0.890
450.	0.957	34.917		0.935	67.59	27.983	32.665	0.121	1460.7	445.	12.83	1.270
500.	0.580	34.905		0.558	67.63	27.998	32.690	0.127	1459.8	495.	11.11	1.065
550.	0.271	34.899		0.248	67.71	28.011	32.713	0.132	1459.2	544.	9.44	0.877
600.	0.062	34.897		0.037	67.75	28.022	32.730	0.137	1459.1	593.	8.15	1.003
650.	-0.031	34.899		-0.058	67.77	28.028	32.739	0.141	1459.5	643.	7.40	0.957
700.	-0.134	34.899		-0.163	67.80	28.033	32.747	0.144	1459.8	692.	6.68	0.454
750.	-0.240	34.902		-0.270	67.83	28.041	32.758	0.147	1460.2	741.	5.74	0.558
800.	-0.317	34.904		-0.350	67.83	28.047	32.766	0.150	1460.6	791.	5.00	0.812
850.	-0.379	34.906		-0.413	67.86	28.051	32.773	0.152	1461.2	840.	4.38	0.700
900.	-0.443	34.908		-0.479	67.83	28.056	32.780	0.154	1461.7	889.	3.73	0.487
950.	-0.501	34.909		-0.539	67.81	28.060	32.785	0.156	1462.3	939.	3.20	0.666
1000.	-0.544	34.910		-0.584	67.78	28.063	32.789	0.157	1462.9	988.	2.72	0.399
1050.	-0.585	34.911		-0.627	67.85	28.065	32.793	0.159	1463.5	1037.	2.30	0.555
1100.	-0.624	34.911		-0.669	67.90	28.067	32.796	0.160	1464.2	1086.	1.92	0.299
1150.	-0.664	34.911		-0.710	68.03	28.069	32.800	0.160	1464.8	1136.	1.54	0.415
1200.	-0.688	34.911		-0.737	68.05	28.071	32.802	0.161	1465.6	1185.	1.23	0.327
1250.	-0.712	34.912		-0.763	68.12	28.072	32.804	0.162	1466.3	1234.	0.94	0.511
1300.	-0.732	34.912		-0.786	68.17	28.073	32.806	0.162	1467.0	1283.	0.65	0.475
1350.	-0.748	34.913		-0.804	68.23	28.075	32.808	0.162	1467.8	1333.	0.37	0.261
1400.	-0.772	34.913		-0.830	68.27	28.076	32.810	0.162	1468.5	1382.	0.08	0.270
1450.	-0.791	34.913		-0.852	68.29	28.077	32.811	0.162	1469.2	1431.	-0.16	0.388
1500.	-0.808	34.913		-0.872	68.31	28.078	32.813	0.162	1470.0	1480.	-0.41	0.032
1600.	-0.842	34.913		-0.911	68.29	28.079	32.816	0.162	1471.5	1578.	-0.92	0.030
1700.	-0.862	34.912		-0.937	68.30	28.080	32.817	0.161	1473.1	1677.	-1.26	0.147
1800.	-0.881	34.912		-0.961	68.29	28.081	32.819	0.159	1474.7	1775.	-1.65	0.104
1900.	-0.898	34.912		-0.984	68.28	28.081	32.820	0.157	1476.3	1873.	-1.99	0.152
2000.	-0.912	34.911		-1.004	68.25	28.082	32.821	0.155	1477.9	1971.	-2.33	0.048

CHALLENGER 15 STATION 020

PRES	TEMP	SALIN	DO	POTEMP	POTRAN	SIGP0	SIGP1	DYNHT	SNDV	DEPTH	SVANOM	BVFR
DB	DEGC	PSU	ML/L	DEGC	%/M	KG/M ³	KG/M ³	DYN.M	M/S	M	10 ⁻⁸ M ³ /KG	CY/HR
10.	5.186	34.983		5.185	50.41	27.640	32.207	0.004	1471.6	10.	44.29	1.568
20.	5.133	34.981		5.131	49.96	27.645	32.213	0.009	1471.6	20.	43.91	1.072
30.	5.100	34.980		5.097	49.77	27.649	32.217	0.013	1471.6	30.	43.72	0.954
50.	4.901	34.962		4.897	54.52	27.657	32.231	0.022	1471.1	50.	43.16	1.372
75.	3.774	34.869		3.769	62.84	27.706	32.310	0.032	1466.7	74.	38.64	2.356
100.	3.296	34.879		3.289	65.75	27.761	32.378	0.041	1465.1	99.	33.54	2.763
125.	2.812	34.852		2.804	66.11	27.785	32.415	0.049	1463.5	124.	31.31	1.598
150.	2.763	34.877		2.754	66.75	27.809	32.440	0.057	1463.7	148.	29.19	2.041
175.	2.553	34.867		2.543	67.02	27.820	32.456	0.064	1463.2	173.	28.32	1.325
200.	2.751	34.906		2.739	67.40	27.834	32.465	0.071	1464.5	198.	27.23	1.138
250.	2.578	34.941		2.564	67.45	27.877	32.513	0.084	1464.6	247.	23.40	2.177
300.	2.203	34.956		2.186	67.52	27.921	32.567	0.095	1463.8	297.	19.32	1.496
350.	1.669	34.941		1.651	67.55	27.952	32.613	0.104	1462.3	346.	16.24	1.755
400.	1.133	34.922		1.114	67.57	27.975	32.651	0.111	1460.7	396.	13.69	1.224
450.	0.860	34.913		0.839	67.56	27.986	32.671	0.118	1460.3	445.	12.42	1.374
500.	0.408	34.900		0.386	67.65	28.004	32.702	0.123	1459.0	495.	10.27	1.107
550.	0.154	34.897		0.131	67.64	28.016	32.721	0.128	1458.7	544.	8.79	0.927
600.	-0.007	34.897		-0.031	67.72	28.025	32.735	0.132	1458.8	593.	7.75	0.971
650.	-0.144	34.898		-0.170	67.75	28.033	32.747	0.136	1459.0	643.	6.71	0.922
700.	-0.234	34.901		-0.262	67.78	28.040	32.757	0.139	1459.4	692.	5.89	0.700
750.	-0.324	34.903		-0.354	67.81	28.046	32.766	0.142	1459.8	741.	5.07	0.610
800.	-0.407	34.906		-0.438	67.80	28.052	32.775	0.144	1460.2	791.	4.27	0.523
850.	-0.461	34.907		-0.494	67.77	28.056	32.780	0.146	1460.8	840.	3.72	0.644
900.	-0.512	34.908		-0.548	67.72	28.060	32.785	0.148	1461.4	889.	3.21	0.542
950.	-0.559	34.909		-0.597	67.77	28.063	32.790	0.149	1462.0	939.	2.75	0.488
1000.	-0.594	34.910		-0.634	67.82	28.065	32.793	0.150	1462.7	988.	2.35	0.552
1050.	-0.629	34.911		-0.671	67.90	28.067	32.796	0.152	1463.3	1037.	1.98	0.199
1100.	-0.653	34.911		-0.697	67.97	28.069	32.799	0.152	1464.1	1086.	1.71	0.236
1150.	-0.680	34.911		-0.726	68.03	28.070	32.801	0.153	1464.8	1136.	1.39	0.409
1200.	-0.717	34.912		-0.765	68.13	28.072	32.804	0.154	1465.4	1185.	0.99	0.433
1250.	-0.738	34.912		-0.789	68.18	28.073	32.806	0.154	1466.1	1234.	0.72	0.243
1300.	-0.769	34.912		-0.822	68.22	28.075	32.809	0.155	1466.8	1283.	0.38	0.423
1350.	-0.792	34.912		-0.848	68.26	28.076	32.811	0.155	1467.6	1333.	0.10	0.355
1400.	-0.802	34.912		-0.861	68.26	28.076	32.811	0.155	1468.3	1382.	-0.09	0.283
1450.	-0.817	34.912		-0.878	68.29	28.077	32.813	0.155	1469.1	1431.	-0.31	0.317
1500.	-0.835	34.912		-0.899	68.28	28.078	32.814	0.154	1469.9	1480.	-0.57	0.343
1600.	-0.862	34.912		-0.931	68.26	28.079	32.816	0.154	1471.4	1578.	-0.99	0.068
1700.	-0.883	34.911		-0.957	68.25	28.080	32.818	0.152	1473.0	1677.	-1.37	0.064
1800.	-0.898	34.911		-0.978	68.25	28.080	32.819	0.151	1474.6	1775.	-1.70	0.039
1900.	-0.911	34.911		-0.997	68.23	28.081	32.820	0.149	1476.2	1873.	-2.04	-0.057
2000.	-0.919	34.911		-1.011	68.20	28.081	32.821	0.147	1477.9	1971.	-2.33	-0.040

CHALLENGER 15 STATION 021

PRES	TEMP	SALIN	DO	POTEMP	POTRAN	SIGP0	SIGP1	DYNHT	SNDV	DEPTH	SVANOM	BVFR
DB	DEGC	PSU	ML/L	DEGC	% M	KG/M ³	KG/M ³	DYN.M	M/S	M	10 ⁻⁸ M ³ /KG	CY/HR
10.	3.028	34.759		3.027	31.85	27.690	32.315	0.004	1462.4	10.	39.48	0.850
20.	2.802	34.792		2.801	28.40	27.737	32.368	0.008	1461.6	20.	35.08	4.423
30.	2.648	34.802		2.646	26.09	27.759	32.394	0.011	1461.1	30.	33.06	1.721
50.	2.569	34.836		2.566	32.24	27.794	32.430	0.017	1461.2	50.	29.94	1.987
75.	2.578	34.893		2.574	41.77	27.838	32.474	0.024	1461.7	74.	25.89	2.733
100.	2.764	34.963		2.758	58.44	27.878	32.508	0.030	1463.0	99.	22.38	1.539
125.	2.779	34.986		2.771	66.18	27.895	32.524	0.036	1463.5	124.	20.98	1.130
150.	2.811	34.999		2.801	67.32	27.902	32.531	0.041	1464.0	148.	20.46	0.997
175.	2.597	34.991		2.587	67.74	27.915	32.550	0.046	1463.5	173.	19.33	1.160
200.	2.306	34.972		2.295	67.82	27.925	32.568	0.051	1462.7	198.	18.40	1.475
250.	1.911	34.959		1.897	67.93	27.947	32.601	0.059	1461.7	247.	16.36	1.294
300.	1.600	34.946		1.584	67.90	27.961	32.624	0.067	1461.2	297.	15.08	0.331
350.	1.497	34.954		1.479	67.91	27.975	32.641	0.074	1461.5	346.	13.89	0.770
400.	1.471	34.956		1.451	67.89	27.979	32.645	0.081	1462.2	396.	13.70	0.588
450.	0.909	34.921		0.887	67.90	27.989	32.672	0.088	1460.5	445.	12.22	0.765
500.	0.280	34.901		0.258	67.96	28.012	32.714	0.093	1458.4	494.	9.33	1.137
550.	0.159	34.902		0.136	67.99	28.020	32.725	0.098	1458.7	544.	8.48	1.043
600.	-0.067	34.902		-0.091	68.06	28.032	32.744	0.101	1458.5	593.	6.95	0.653
650.	-0.220	34.902		-0.246	68.06	28.040	32.756	0.105	1458.6	643.	5.94	0.554
700.	-0.315	34.903		-0.342	68.06	28.046	32.765	0.107	1459.0	692.	5.19	1.061
750.	-0.404	34.905		-0.433	68.12	28.051	32.773	0.110	1459.4	741.	4.42	0.701
800.	-0.481	34.906		-0.512	68.05	28.056	32.781	0.112	1459.9	791.	3.75	0.291
850.	-0.545	34.907		-0.578	68.13	28.060	32.786	0.114	1460.4	840.	3.19	0.518
900.	-0.598	34.908		-0.633	68.16	28.063	32.791	0.115	1461.0	889.	2.67	0.552
950.	-0.627	34.909		-0.665	68.17	28.065	32.794	0.116	1461.7	938.	2.31	-0.040
1000.	-0.677	34.909		-0.716	68.26	28.068	32.798	0.117	1462.3	988.	1.88	0.431
1050.	-0.712	34.909		-0.753	68.30	28.070	32.801	0.118	1462.9	1037.	1.50	0.381
1100.	-0.733	34.909		-0.776	68.35	28.070	32.803	0.119	1463.7	1086.	1.28	0.481
1150.	-0.772	34.910		-0.818	68.29	28.073	32.806	0.119	1464.3	1136.	0.85	0.351
1200.	-0.794	34.910		-0.842	68.35	28.074	32.808	0.120	1465.1	1185.	0.59	0.217
1250.	-0.806	34.910		-0.856	68.39	28.075	32.810	0.120	1465.8	1234.	0.35	0.455
1300.	-0.828	34.910		-0.881	68.38	28.076	32.812	0.120	1466.6	1283.	0.05	0.155
1350.	-0.843	34.910		-0.898	68.42	28.076	32.813	0.120	1467.3	1332.	-0.14	-0.129
1400.	-0.857	34.910		-0.914	68.40	28.077	32.814	0.120	1468.1	1382.	-0.39	0.310
1450.	-0.871	34.910		-0.931	68.32	28.077	32.815	0.120	1468.9	1431.	-0.56	0.066
1500.	-0.890	34.909		-0.953	68.22	28.078	32.815	0.119	1469.6	1480.	-0.76	-0.377
1600.	-0.909	34.909		-0.977	68.30	28.079	32.817	0.118	1471.2	1578.	-1.17	0.144
1700.	-0.925	34.909		-0.999	68.25	28.079	32.819	0.117	1472.8	1676.	-1.53	-0.086
1800.	-0.933	34.908		-1.013	68.23	28.080	32.819	0.115	1474.4	1775.	-1.82	0.073
1900.	-0.939	34.908		-1.024	68.18	28.080	32.820	0.113	1476.1	1873.	-2.11	0.106
2000.	-0.943	34.906		-1.035	68.11	28.079	32.819	0.111	1477.8	1971.	-2.24	0.116
2200.	-0.948	34.907		-1.052	67.89	28.080	32.821	0.106	1481.1	2167.	-2.82	0.136
2400.	-0.937	34.908		-1.055	66.63	28.081	32.822	0.100	1484.6	2363.	-3.26	-0.011

CHALLENGER 15 STATION 022

PRES	TEMP	SALIN	DO	POTEMP	POTRAN	SIGP0	SIGP1	DYNHT	SNDV	DEPTH	SVANOM	BVFR
DB	DEGC	PSU	ML/L	DEGC	%/M	KG/M ³	KG/M ³	DYN.M	M/S	M	10 ⁻⁸ M ³ /KG	CY/HR
10.	8.643	35.322		8.642	57.50	27.428	31.910	0.006	1485.4	10.	64.43	0.459
20.	8.640	35.322		8.638	57.50	27.428	31.911	0.013	1485.6	20.	64.61	0.000
30.	8.642	35.321		8.639	57.51	27.428	31.910	0.019	1485.8	30.	64.86	-0.326
50.	8.645	35.323		8.640	57.83	27.429	31.911	0.032	1486.1	50.	65.17	-0.014
75.	8.643	35.323		8.635	57.58	27.429	31.912	0.049	1486.5	74.	65.67	-0.294
100.	8.642	35.322		8.631	57.53	27.430	31.912	0.065	1486.9	99.	66.15	0.135
125.	8.463	35.320		8.450	61.65	27.456	31.943	0.082	1486.7	124.	64.15	2.694
150.	8.019	35.293		8.004	63.13	27.503	32.000	0.097	1485.4	149.	60.05	2.111

CHALLENGER 15 STATION 023

PRES	TEMP	SALIN	DO	POTEMP	POTRAN	SIGP0	SIGP1	DYNHT	SNDV	DEPTH	SVANOM	BVFR
DB	DEGC	PSU	ML/L	DEGC	%/M	KG/M ³	KG/M ³	DYN.M	M/S	M	10 ⁻⁸ M ³ /KG	CY/HR
10.	8.969	35.350		8.968	42.02	27.398	31.873	0.007	1486.7	10.	67.30	0.653
20.	8.965	35.348		8.963	42.01	27.398	31.873	0.013	1486.8	20.	67.54	-0.316
30.	8.967	35.350		8.964	42.14	27.399	31.874	0.020	1487.0	30.	67.64	0.399
50.	8.958	35.349		8.952	43.06	27.400	31.875	0.034	1487.3	50.	67.96	0.499
75.	8.958	35.349		8.949	43.61	27.400	31.876	0.051	1487.7	74.	68.48	-0.130
100.	8.957	35.349		8.946	43.92	27.401	31.876	0.068	1488.1	99.	68.99	-0.029
125.	8.957	35.349		8.943	44.08	27.401	31.876	0.085	1488.5	124.	69.50	0.348
150.	8.941	35.347		8.925	46.05	27.402	31.878	0.103	1488.9	149.	69.91	0.105
175.	8.849	35.343		8.830	62.76	27.415	31.893	0.120	1488.9	173.	69.25	1.119
200.	8.810	35.342		8.789	66.06	27.420	31.899	0.137	1489.2	198.	69.28	0.752
250.	8.698	35.325		8.671	66.20	27.426	31.908	0.172	1489.6	247.	69.71	-0.069
300.	8.597	35.318		8.565	66.76	27.437	31.921	0.207	1490.0	297.	69.68	1.050
350.	8.484	35.307		8.447	66.95	27.447	31.934	0.242	1490.4	346.	69.67	0.665
400.	8.282	35.284		8.239	66.72	27.461	31.952	0.277	1490.5	396.	69.25	0.496
450.	8.001	35.263		7.954	66.04	27.488	31.986	0.311	1490.2	445.	67.40	0.000
500.	7.519	35.228		7.469	65.90	27.532	32.042	0.344	1489.2	495.	63.65	2.699

CHALLENGER 15 STATION 024

PRES	TEMP	SALIN	DO	POTEMP	POTRAN	SIGP0	SIGP1	DYNHT	SNDV	DEPTH	SVANOM	BVFR
DB	DEGC	PSU	ML/L	DEGC	%/M	KG/M ³	KG/M ³	DYN.M	M/S	M	10 ⁻⁸ M ³ /KG	CY/HR
10.	9.150	35.359		9.149	40.60	27.376	31.847	0.007	1487.3	10.	69.38	1.628
20.	9.096	35.359		9.094	41.56	27.384	31.856	0.014	1487.3	20.	68.79	1.195
30.	9.091	35.359		9.087	43.26	27.385	31.858	0.021	1487.5	30.	68.91	0.414
50.	9.088	35.359		9.083	44.11	27.386	31.858	0.035	1487.8	50.	69.30	0.059
75.	8.916	35.342		8.908	53.39	27.401	31.878	0.052	1487.5	74.	68.37	1.484
100.	8.857	35.340		8.846	56.36	27.410	31.887	0.069	1487.7	99.	68.13	0.872
125.	8.798	35.340		8.785	62.90	27.420	31.898	0.086	1487.9	124.	67.71	0.599
150.	8.803	35.346		8.787	65.49	27.424	31.903	0.103	1488.4	149.	67.82	0.388
175.	8.773	35.346		8.754	65.40	27.429	31.908	0.120	1488.7	173.	67.91	0.685
200.	8.721	35.340		8.700	65.37	27.433	31.914	0.137	1488.9	198.	68.01	0.903
250.	8.282	35.286		8.256	65.02	27.460	31.952	0.170	1488.0	247.	66.24	1.720
300.	8.013	35.278		7.983	64.94	27.495	31.993	0.203	1487.8	297.	63.78	2.095
350.	6.805	35.180		6.772	66.62	27.593	32.119	0.233	1483.9	346.	54.61	2.033
400.	6.292	35.140		6.256	66.55	27.630	32.169	0.259	1482.6	396.	51.43	1.313
450.	5.696	35.096		5.658	66.13	27.672	32.226	0.284	1481.0	445.	47.60	1.187
500.	5.136	35.063		5.095	66.13	27.714	32.283	0.307	1479.6	495.	43.71	1.286
550.	4.375	35.022		4.333	66.14	27.768	32.356	0.328	1477.2	544.	38.28	3.220
600.	3.052	34.956		3.013	66.76	27.849	32.472	0.345	1472.4	593.	29.22	2.780
650.	1.612	34.944		1.576	66.50	27.960	32.623	0.355	1467.0	643.	16.76	2.201
700.	0.556	34.911		0.524	66.81	28.004	32.698	0.362	1463.0	692.	10.79	1.617
750.	-0.310	34.910		-0.340	66.11	28.051	32.770	0.366	1459.9	742.	4.68	2.175
800.	-0.712	34.908		-0.742	65.84	28.068	32.799	0.368	1458.8	791.	2.11	0.940
850.	-0.888	34.908		-0.918	64.99	28.076	32.812	0.369	1458.8	840.	0.88	0.539
900.	-0.890	34.907		-0.923	64.96	28.075	32.812	0.369	1459.6	889.	0.79	0.115

CHALLENGER 15 STATION 025

PRES	TEMP	SALIN	DO	POTEMP	POTRAN	SIGP0	SIGP1	DYNHT	SNDV	DEPTH	SVANOM	BVFR
DB	DEGC	PSU	ML/L	DEGC	%/M	KG/M ³	KG/M ³	DYN.M	M/S	M	10 ⁻⁸ M ³ /KG	CY/HR
10.	9.080	35.345		9.079	38.63	27.376	31.849	0.007	1487.1	10.	69.35	1.059
20.	9.033	35.346		9.031	39.09	27.385	31.858	0.014	1487.1	20.	68.74	1.566
30.	8.977	35.347		8.974	41.12	27.394	31.869	0.021	1487.0	30.	68.06	1.684
50.	8.956	35.347		8.951	44.55	27.398	31.873	0.034	1487.3	50.	68.14	0.460
75.	8.600	35.306		8.592	47.55	27.423	31.906	0.051	1486.3	74.	66.28	2.385
100.	8.205	35.269		8.195	58.93	27.456	31.948	0.068	1485.2	99.	63.63	1.963
125.	7.789	35.221		7.776	60.18	27.481	31.984	0.083	1484.0	124.	61.60	2.064
150.	7.640	35.222		7.625	64.15	27.505	32.011	0.098	1483.8	149.	59.81	1.990
175.	7.402	35.216		7.385	65.51	27.534	32.046	0.113	1483.3	173.	57.36	1.865
200.	7.181	35.208		7.162	66.83	27.560	32.077	0.127	1482.9	198.	55.28	1.733
250.	6.799	35.175		6.776	66.90	27.588	32.114	0.154	1482.2	247.	53.35	1.335
300.	6.404	35.145		6.377	66.77	27.618	32.154	0.180	1481.4	297.	51.08	1.278
350.	5.868	35.105		5.838	66.71	27.657	32.206	0.205	1480.1	346.	47.79	2.146
400.	4.782	35.023		4.751	66.65	27.723	32.300	0.227	1476.4	396.	41.25	1.860
450.	3.202	34.948		3.172	67.04	27.828	32.447	0.245	1470.6	445.	30.17	2.811
500.	2.113	34.938		2.085	67.27	27.915	32.564	0.258	1466.7	495.	20.92	1.821
550.	1.192	34.919		1.165	67.54	27.969	32.644	0.267	1463.4	544.	14.78	2.014
600.	0.440	34.899		0.413	67.62	28.001	32.698	0.273	1460.8	593.	10.69	0.996
650.	-0.023	34.895		-0.050	67.68	28.024	32.735	0.278	1459.5	643.	7.78	1.430
700.	-0.249	34.898		-0.277	67.73	28.038	32.756	0.281	1459.3	692.	5.98	1.106
750.	-0.398	34.901		-0.427	67.65	28.048	32.770	0.284	1459.4	742.	4.70	0.769
800.	-0.496	34.904		-0.527	67.48	28.055	32.780	0.286	1459.8	791.	3.82	0.717
850.	-0.585	34.906		-0.618	67.51	28.061	32.788	0.288	1460.2	840.	3.01	0.580
900.	-0.643	34.907		-0.678	67.64	28.064	32.794	0.289	1460.8	889.	2.44	0.153
950.	-0.685	34.907		-0.721	67.49	28.067	32.798	0.290	1461.4	939.	2.02	0.419
1000.	-0.736	34.909		-0.774	67.64	28.070	32.802	0.291	1462.0	988.	1.49	0.164
1050.	-0.780	34.908		-0.821	67.40	28.072	32.806	0.292	1462.6	1037.	1.11	0.137
1100.	-0.821	34.909		-0.864	67.17	28.074	32.809	0.292	1463.3	1087.	0.69	0.520
1150.	-0.884	34.908		-0.928	66.22	28.076	32.813	0.292	1463.8	1136.	0.15	0.850

CHALLENGER 15 STATION 026

PRES	TEMP	SALIN	DO	POTEMP	POTRAN	SIGP0	SIGP1	DYNHT	SNDV	DEPTH	SVANOM	BVFR
DB	DEGC	PSU	ML/L	DEGC	%/M	KG/M ³	KG/M ³	DYN.M	M/S	M	10 ⁻⁸ M ³ /KG	CY/HR
10.	8.723	35.316		8.722	35.28	27.411	31.891	0.007	1485.7	10.	66.08	0.417
20.	8.628	35.312		8.626	35.26	27.422	31.905	0.013	1485.5	20.	65.18	2.012
30.	8.447	35.301		8.444	37.62	27.443	31.929	0.020	1485.0	30.	63.46	2.747
50.	8.272	35.284		8.267	47.89	27.457	31.948	0.032	1484.7	50.	62.54	0.688
75.	8.239	35.280		8.231	50.80	27.459	31.951	0.048	1484.9	74.	62.78	0.506
100.	8.050	35.266		8.040	60.73	27.477	31.974	0.063	1484.6	99.	61.54	1.402
125.	7.923	35.275		7.911	66.53	27.503	32.003	0.079	1484.6	124.	59.53	1.745
150.	7.730	35.261		7.715	66.95	27.522	32.026	0.093	1484.2	149.	58.18	1.463
175.	7.502	35.237		7.485	66.66	27.537	32.046	0.108	1483.7	173.	57.20	1.320
200.	7.405	35.239		7.386	66.98	27.553	32.064	0.122	1483.8	198.	56.12	1.899
250.	6.902	35.196		6.879	67.24	27.590	32.114	0.149	1482.6	247.	53.19	1.471
300.	6.430	35.155		6.403	66.83	27.623	32.158	0.175	1481.6	297.	50.66	1.196
350.	5.952	35.109		5.922	66.47	27.649	32.196	0.200	1480.4	346.	48.58	1.577
400.	5.089	35.048		5.057	66.60	27.707	32.277	0.223	1477.7	396.	43.02	2.597
450.	3.892	34.982		3.860	66.77	27.786	32.387	0.243	1473.5	445.	34.88	2.461
500.	2.428	34.945		2.398	66.98	27.895	32.535	0.257	1468.1	495.	23.28	2.460
550.	1.278	34.920		1.250	67.12	27.964	32.636	0.267	1463.8	544.	15.41	1.870
600.	0.642	34.904		0.614	67.46	27.993	32.684	0.273	1461.7	593.	11.77	1.384
650.	0.262	34.898		0.233	67.47	28.011	32.713	0.279	1460.8	643.	9.55	1.062
700.	0.044	34.897		0.015	67.49	28.022	32.731	0.283	1460.7	692.	8.07	0.998
750.	-0.098	34.897		-0.130	67.55	28.030	32.743	0.287	1460.8	742.	7.04	0.743
800.	-0.210	34.899		-0.243	67.57	28.038	32.754	0.290	1461.1	791.	6.10	0.571
850.	-0.303	34.902		-0.338	67.25	28.044	32.764	0.293	1461.5	840.	5.21	0.875
900.	-0.439	34.904		-0.475	66.96	28.053	32.776	0.295	1461.7	889.	4.04	0.883
950.	-0.514	34.905		-0.552	67.47	28.057	32.783	0.297	1462.2	939.	3.36	0.574
1000.	-0.571	34.907		-0.611	65.81	28.061	32.789	0.299	1462.8	988.	2.78	0.817
1050.	-0.704	34.909		-0.745	65.79	28.069	32.800	0.300	1463.0	1037.	1.61	0.716
1100.	-0.761	34.909		-0.804	65.89	28.072	32.805	0.300	1463.5	1087.	1.06	0.359
1150.	-0.780	34.909		-0.826	64.96	28.073	32.807	0.301	1464.3	1136.	0.84	0.377
1200.	-0.816	34.909		-0.864	65.02	28.074	32.810	0.301	1464.9	1185.	0.45	0.544
1250.	-0.840	34.909		-0.890	63.99	28.075	32.811	0.301	1465.7	1234.	0.17	0.068
1300.	-0.859	34.909		-0.911	64.54	28.076	32.813	0.301	1466.4	1284.	-0.08	0.121
1350.	-0.867	34.909		-0.922	63.80	28.076	32.813	0.301	1467.2	1333.	-0.24	-0.265

CHALLENGER 15 STATION 027

PRES	TEMP	SALIN	DO	POTEMP	POTRAN	SIGP0	SIGP1	DYNHT	SNDV	DEPTH	SVANOM	BVFR
DB	DEGC	PSU	ML/L	DEGC	%/M	KG/M ³	KG/M ³	DYN.M	M/S	M	10 ⁻⁸ M ³ /KG	CY/HR
10.	8.377	35.272		8.376	44.84	27.430	31.919	0.006	1484.4	10.	64.20	1.510
20.	8.212	35.271		8.210	45.20	27.455	31.948	0.013	1483.9	20.	62.04	2.751
30.	8.174	35.269		8.171	47.34	27.459	31.953	0.019	1483.9	30.	61.84	-0.213
50.	8.159	35.269		8.154	50.87	27.462	31.955	0.031	1484.2	50.	62.02	0.334
75.	8.018	35.258		8.011	54.92	27.475	31.972	0.047	1484.1	74.	61.26	2.206
100.	7.587	35.239		7.577	65.85	27.524	32.032	0.062	1482.8	99.	56.97	2.019
125.	7.230	35.200		7.218	66.80	27.546	32.062	0.076	1481.8	124.	55.33	0.786
150.	7.047	35.183		7.033	66.83	27.559	32.079	0.089	1481.5	149.	54.48	1.127
175.	6.970	35.185		6.954	67.20	27.571	32.093	0.103	1481.6	173.	53.73	0.954
200.	6.751	35.168		6.733	66.84	27.588	32.116	0.116	1481.2	198.	52.43	1.709
250.	6.250	35.128		6.228	66.56	27.625	32.164	0.142	1480.0	247.	49.56	1.387
300.	5.850	35.107		5.824	66.77	27.660	32.210	0.166	1479.2	297.	46.71	1.115
350.	5.024	35.052		4.996	66.55	27.718	32.288	0.188	1476.6	346.	41.33	2.228
400.	3.704	34.992		3.676	66.56	27.814	32.419	0.206	1471.9	396.	31.61	1.901
450.	2.375	34.957		2.348	66.72	27.909	32.550	0.220	1467.0	445.	21.60	2.789
500.	1.496	34.927		1.470	67.42	27.954	32.620	0.229	1464.0	495.	16.48	1.795
550.	0.922	34.910		0.896	67.53	27.980	32.663	0.236	1462.2	544.	13.34	0.997
600.	0.349	34.898		0.323	67.58	28.006	32.706	0.242	1460.4	593.	10.08	1.216
650.	0.036	34.898		0.008	67.55	28.023	32.732	0.247	1459.8	643.	7.95	1.200
700.	-0.181	34.899		-0.209	67.59	28.035	32.751	0.250	1459.6	692.	6.40	1.068
750.	-0.322	34.901		-0.352	67.59	28.045	32.764	0.253	1459.8	741.	5.20	0.900
800.	-0.404	34.904		-0.436	67.59	28.051	32.773	0.256	1460.2	791.	4.41	0.648
850.	-0.487	34.905		-0.521	67.62	28.056	32.781	0.258	1460.7	840.	3.69	0.289
900.	-0.538	34.905		-0.573	67.59	28.058	32.785	0.259	1461.3	889.	3.28	0.414
950.	-0.586	34.907		-0.623	67.62	28.062	32.790	0.261	1461.9	939.	2.76	0.403
1000.	-0.632	34.908		-0.672	67.60	28.065	32.794	0.262	1462.5	988.	2.29	0.549
1050.	-0.672	34.908		-0.714	67.62	28.067	32.797	0.263	1463.1	1037.	1.89	0.486
1100.	-0.706	34.908		-0.750	67.66	28.069	32.800	0.264	1463.8	1087.	1.51	0.438
1150.	-0.743	34.908		-0.789	67.64	28.071	32.803	0.265	1464.5	1136.	1.14	0.397
1200.	-0.775	34.909		-0.823	66.08	28.072	32.806	0.265	1465.1	1185.	0.81	0.459
1250.	-0.822	34.909		-0.872	66.10	28.074	32.810	0.266	1465.7	1234.	0.33	0.433
1300.	-0.824	34.909		-0.876	66.06	28.074	32.810	0.266	1466.6	1284.	0.22	0.209

CHALLENGER 15 STATION 028

PRES	TEMP	SALIN	DO	POTEMP	POTRAN	SIGP0	SIGP1	DYNHT	SNDV	DEPTH	SVANOM	BVFR
DB	DEGC	PSU	ML/L	DEGC	%/M	KG/M ³	KG/M ³	DYN.M	M/S	M	10 ⁻⁸ M ³ /KG	CY/HR
10.	8.446	35.266		8.444	34.93	27.415	31.902	0.007	1484.6	10.	65.65	1.820
20.	8.264	35.264		8.262	34.53	27.441	31.933	0.013	1484.1	20.	63.35	2.519
30.	8.234	35.263		8.231	38.13	27.446	31.938	0.019	1484.2	30.	63.13	0.824
50.	8.221	35.262		8.216	42.05	27.447	31.940	0.032	1484.4	50.	63.41	0.194
75.	7.554	35.217		7.547	62.77	27.512	32.020	0.047	1482.3	74.	57.67	2.680
100.	7.369	35.221		7.359	66.25	27.542	32.055	0.061	1482.0	99.	55.24	1.665
125.	7.206	35.215		7.195	66.68	27.561	32.077	0.075	1481.8	124.	53.91	1.457
150.	7.092	35.208		7.078	66.93	27.572	32.091	0.088	1481.7	149.	53.29	0.264
175.	6.965	35.199		6.948	67.10	27.583	32.106	0.102	1481.6	173.	52.56	1.536
200.	6.771	35.183		6.753	67.05	27.598	32.125	0.115	1481.3	198.	51.57	1.172
250.	6.246	35.137		6.224	66.72	27.632	32.172	0.140	1480.0	247.	48.82	1.496
300.	5.236	35.045		5.211	66.37	27.686	32.251	0.163	1476.7	297.	43.83	2.744
350.	4.176	34.959		4.150	66.16	27.738	32.331	0.184	1473.0	346.	38.64	1.894
400.	3.329	34.932		3.302	66.28	27.802	32.418	0.201	1470.3	396.	32.27	1.521
450.	2.737	34.958		2.709	66.56	27.878	32.510	0.216	1468.6	445.	24.90	2.947
500.	1.383	34.923		1.357	67.00	27.959	32.628	0.226	1463.4	495.	15.87	1.855
550.	0.548	34.904		0.523	67.32	27.999	32.693	0.232	1460.5	544.	11.02	1.454
600.	0.130	34.899		0.105	67.44	28.019	32.725	0.237	1459.4	593.	8.48	0.990
650.	-0.088	34.898		-0.115	67.45	28.030	32.743	0.241	1459.2	643.	7.08	0.918
700.	-0.219	34.900		-0.247	67.51	28.038	32.755	0.244	1459.4	692.	6.08	1.016
750.	-0.351	34.901		-0.381	67.57	28.046	32.766	0.247	1459.7	741.	5.05	0.857
800.	-0.422	34.903		-0.454	67.46	28.051	32.773	0.249	1460.2	791.	4.39	0.677
850.	-0.527	34.904		-0.560	67.42	28.057	32.783	0.251	1460.5	840.	3.48	0.712
900.	-0.598	34.906		-0.633	67.36	28.062	32.790	0.253	1461.0	889.	2.77	0.414
950.	-0.638	34.907		-0.675	67.44	28.064	32.794	0.254	1461.6	939.	2.38	0.519
1000.	-0.732	34.908		-0.771	65.53	28.069	32.802	0.255	1462.0	988.	1.56	0.488
1050.	-0.763	34.908		-0.804	65.70	28.071	32.804	0.256	1462.7	1037.	1.22	0.432
1100.	-0.813	34.909		-0.856	64.80	28.074	32.808	0.256	1463.3	1087.	0.74	0.357
1150.	-0.830	34.909		-0.875	63.53	28.074	32.810	0.257	1464.0	1136.	0.51	0.348

CHALLENGER 15 STATION 029

PRES	TEMP	SALIN	DO	POTEMP	POTRAN	SIGP0	SIGP1	DYNHT	SNDV	DEPTH	SVANOM	BVFR
DB	DEGC	PSU	ML/L	DEGC	%/M	KG/M ³	KG/M ³	DYN.M	M/S	M	10 ⁻⁸ M ³ /KG	CY/HR
10.	8.133	35.239		8.132	33.09	27.442	31.936	0.006	1483.4	10.	63.09	1.105
20.	7.832	35.212		7.830	45.87	27.467	31.968	0.013	1482.4	20.	60.94	2.149
30.	7.700	35.194		7.697	50.74	27.472	31.977	0.019	1482.1	30.	60.61	1.458
50.	7.463	35.171		7.458	53.15	27.488	31.999	0.031	1481.5	50.	59.43	2.188
75.	7.025	35.156		7.018	60.39	27.539	32.060	0.045	1480.2	74.	55.00	2.635
100.	6.747	35.146		6.738	64.10	27.570	32.098	0.058	1479.5	99.	52.42	1.486
125.	6.539	35.137		6.527	64.72	27.592	32.124	0.071	1479.1	124.	50.77	1.673
150.	6.323	35.127		6.310	65.05	27.613	32.151	0.084	1478.6	149.	49.07	1.869
175.	5.946	35.101		5.931	65.57	27.641	32.189	0.096	1477.5	173.	46.65	1.994
200.	5.641	35.073		5.624	65.48	27.658	32.213	0.107	1476.7	198.	45.34	1.092
250.	4.824	35.017		4.804	65.72	27.712	32.288	0.129	1474.1	247.	40.47	1.701
300.	3.921	34.966		3.900	65.83	27.769	32.369	0.148	1471.2	297.	34.96	2.297
350.	2.912	34.947		2.890	65.83	27.853	32.480	0.163	1467.7	346.	26.66	1.864
400.	2.005	34.933		1.983	66.29	27.920	32.571	0.174	1464.6	396.	19.85	1.270
450.	1.361	34.923		1.338	65.70	27.960	32.630	0.183	1462.5	445.	15.54	1.885
500.	0.502	34.909		0.479	65.68	28.005	32.700	0.189	1459.5	495.	10.28	1.364
550.	0.080	34.907		0.058	64.58	28.028	32.735	0.193	1458.4	544.	7.58	1.219
600.	-0.418	34.907		-0.441	64.14	28.053	32.776	0.197	1456.9	593.	4.35	1.976

CHALLENGER 15 STATION 030

PRES	TEMP	SALIN	DO	POTEMP	POTRAN	SIGP0	SIGP1	DYNHT	SNDV	DEPTH	SVANOM	BVFR
DB	DEGC	PSU	ML/L	DEGC	%/M	KG/M ³	KG/M ³	DYN.M	M/S	M	10 ⁻⁸ M ³ /KG	CY/HR
10.	7.968	35.204		7.967	51.12	27.440	31.938	0.006	1482.8	10.	63.31	1.028
20.	7.809	35.204		7.807	52.10	27.464	31.966	0.013	1482.3	20.	61.22	2.982
30.	7.737	35.204		7.735	53.18	27.474	31.978	0.019	1482.2	30.	60.45	1.274
50.	7.714	35.204		7.709	56.48	27.478	31.982	0.031	1482.5	50.	60.47	0.825
75.	7.609	35.201		7.601	62.36	27.491	31.998	0.046	1482.5	74.	59.62	1.488
100.	7.557	35.200		7.547	64.31	27.498	32.007	0.061	1482.7	99.	59.42	0.608
125.	7.517	35.197		7.505	64.85	27.502	32.012	0.076	1482.9	124.	59.51	0.987
150.	7.440	35.194		7.426	65.51	27.511	32.022	0.090	1483.0	149.	59.12	0.944
175.	7.322	35.190		7.305	65.54	27.525	32.039	0.105	1483.0	173.	58.19	1.181
200.	7.237	35.185		7.218	65.59	27.534	32.050	0.119	1483.1	198.	57.77	1.119
250.	6.984	35.175		6.960	66.24	27.563	32.085	0.148	1482.9	247.	55.82	1.740
300.	6.588	35.151		6.560	65.12	27.599	32.131	0.175	1482.2	297.	53.02	0.190

CHALLENGER 15 STATION 031

PRES	TEMP	SALIN	DO	POTEMP	POTRAN	SIGP0	SIGP1	DYNHT	SNDV	DEPTH	SVANOM	BVFR
DB	DEGC	PSU	ML/L	DEGC	%/M	KG/M ³	KG/M ³	DYN.M	M/S	M	10 ⁻⁸ M ³ /KG	CY/HR
10.	8.152	35.197		8.151	49.09	27.406	31.900	0.007	1483.4	10.	66.48	2.203
20.	7.849	35.199		7.847	49.85	27.453	31.955	0.013	1482.5	20.	62.21	3.075
30.	7.781	35.199		7.778	49.72	27.463	31.966	0.019	1482.4	30.	61.44	1.854
50.	7.631	35.197		7.626	50.86	27.485	31.991	0.031	1482.1	50.	59.78	1.666
75.	7.562	35.196		7.555	54.79	27.495	32.003	0.046	1482.3	74.	59.32	1.192
100.	7.403	35.193		7.393	60.59	27.515	32.027	0.061	1482.1	99.	57.80	1.149
125.	7.297	35.190		7.285	62.23	27.529	32.043	0.075	1482.1	124.	56.94	1.372
150.	7.093	35.188		7.079	64.01	27.556	32.075	0.089	1481.7	149.	54.77	2.293
175.	6.876	35.182		6.860	64.28	27.582	32.106	0.103	1481.3	173.	52.67	0.197
200.	6.871	35.181		6.852	64.24	27.582	32.107	0.116	1481.7	198.	53.08	0.258

CHALLENGER 15 STATION 032

PRES	TEMP	SALIN	DO	POTEMP	POTRAN	SIGP0	SIGP1	DYNHT	SNDV	DEPTH	SVANOM	BVFR
DB	DEGC	PSU	ML/L	DEGC	%/M	KG/M ³	KG/M ³	DYN.M	M/S	M	10 ⁻⁸ M ³ /KG	CY/HR
10.	8.274	35.258		8.273	36.25	27.435	31.926	0.006	1484.0	10.	63.75	0.041
20.	8.212	35.254		8.210	37.21	27.442	31.935	0.013	1483.9	20.	63.29	1.790
30.	7.961	35.242		7.958	46.78	27.471	31.969	0.019	1483.1	30.	60.74	3.202
50.	7.747	35.230		7.742	57.30	27.493	31.997	0.031	1482.6	50.	58.98	1.367
75.	7.110	35.167		7.103	61.24	27.536	32.055	0.045	1480.5	74.	55.32	2.954
100.	6.542	35.134		6.533	64.87	27.589	32.121	0.058	1478.7	99.	50.63	2.067
125.	6.209	35.121		6.198	65.62	27.623	32.164	0.071	1477.8	124.	47.70	1.977
150.	5.936	35.107		5.923	66.37	27.647	32.195	0.082	1477.1	149.	45.72	1.842
175.	5.565	35.073		5.551	66.20	27.667	32.224	0.094	1476.0	173.	44.04	2.026
200.	5.202	35.043		5.186	66.44	27.687	32.254	0.104	1474.9	198.	42.32	1.865
250.	3.651	34.928		3.634	66.63	27.766	32.373	0.124	1469.2	247.	34.57	2.141
300.	2.657	34.909		2.638	66.73	27.845	32.479	0.139	1465.7	297.	26.82	2.057
350.	1.831	34.941		1.812	67.23	27.939	32.596	0.150	1463.0	346.	17.58	2.331
400.	0.836	34.911		0.817	67.43	27.986	32.671	0.158	1459.3	396.	12.32	1.634
450.	0.206	34.901		0.187	67.39	28.016	32.719	0.163	1457.3	445.	8.85	1.595
500.	-0.124	34.900		-0.144	67.48	28.033	32.746	0.167	1456.6	495.	6.79	1.340
550.	-0.404	34.905		-0.424	66.89	28.051	32.773	0.170	1456.1	544.	4.61	1.111

CHALLENGER 15 STATION 033

PRES	TEMP	SALIN	DO	POTEMP	POTRAN	SIGP0	SIGP1	DYNHT	SNDV	DEPTH	SVANOM	BVFR
DB	DEGC	PSU	ML/L	DEGC	%/M	KG/M ³	KG/M ³	DYN.M	M/S	M	10 ⁻⁸ M ³ /KG	CY/HR
10.	8.164	35.239		8.163	45.79	27.437	31.931	0.006	1483.5	10.	63.53	0.250
20.	8.142	35.238		8.140	45.87	27.440	31.934	0.013	1483.6	20.	63.46	1.034
30.	7.766	35.211		7.763	50.71	27.475	31.978	0.019	1482.3	30.	60.31	3.708
50.	7.609	35.200		7.605	57.18	27.490	31.997	0.031	1482.1	50.	59.31	0.782
75.	7.125	35.171		7.118	63.09	27.537	32.055	0.045	1480.6	74.	55.23	2.152
100.	6.947	35.174		6.938	66.22	27.565	32.088	0.059	1480.3	99.	52.98	1.595
125.	6.830	35.174		6.818	66.95	27.581	32.107	0.072	1480.3	124.	51.85	1.476
150.	6.634	35.160		6.621	66.24	27.598	32.128	0.085	1479.9	149.	50.68	1.277
175.	6.419	35.144		6.403	66.40	27.614	32.149	0.097	1479.4	173.	49.47	1.506
200.	6.234	35.135		6.216	66.56	27.632	32.172	0.109	1479.1	198.	48.07	1.054
250.	5.441	35.070		5.420	66.75	27.681	32.241	0.132	1476.7	247.	43.78	1.837
300.	4.233	34.979		4.211	66.75	27.748	32.339	0.153	1472.5	297.	37.26	1.942
350.	3.076	34.959		3.054	66.92	27.848	32.470	0.169	1468.4	346.	27.35	2.573
400.	2.153	34.943		2.130	66.90	27.916	32.563	0.181	1465.2	396.	20.38	2.387
450.	1.358	34.922		1.336	67.29	27.960	32.630	0.190	1462.5	445.	15.54	1.300
500.	1.003	34.913		0.979	67.35	27.977	32.658	0.197	1461.7	495.	13.61	1.343
550.	0.605	34.904		0.580	67.40	27.996	32.688	0.203	1460.8	544.	11.41	0.595
600.	0.027	34.904		0.002	66.87	28.028	32.738	0.208	1458.9	593.	7.45	0.725
650.	-0.178	34.904		-0.204	66.62	28.040	32.755	0.211	1458.8	643.	6.02	1.345
700.	-0.395	34.905		-0.422	66.56	28.051	32.773	0.214	1458.6	692.	4.50	0.467
750.	-0.458	34.906		-0.487	66.37	28.055	32.779	0.216	1459.2	741.	3.96	0.515
800.	-0.531	34.907		-0.562	66.30	28.059	32.785	0.218	1459.6	791.	3.32	0.792
850.	-0.649	34.909		-0.681	65.39	28.066	32.796	0.219	1459.9	840.	2.35	0.116
900.	-0.691	34.909		-0.725	64.89	28.068	32.799	0.220	1460.6	889.	1.98	0.719
950.	-0.780	34.910		-0.816	63.72	28.073	32.806	0.221	1461.0	939.	1.22	0.748
1000.	-0.789	34.909		-0.827	63.64	28.073	32.807	0.222	1461.8	988.	1.07	-0.020

CHALLENGER 15 STATION 034

PRES	TEMP	SALIN	DO	POTEMP	FOTRAN	SIGP0	SIGP1	DYNHT	SNDV	DEPTH	SVANOM	BVFR
DB	DEGC	PSU	ML/L	DEGC	%/M	KG/M ³	KG/M ³	DYN.M	M/S	M	10 ⁻⁸ M ³ /KG	CY/HR
10.	8.653	35.306		8.652	34.95	27.414	31.896	0.007	1485.5	10.	65.75	0.253
20.	8.583	35.304		8.581	35.39	27.423	31.907	0.013	1485.4	20.	65.07	1.853
30.	8.220	35.286		8.217	47.96	27.461	31.953	0.019	1484.1	30.	61.67	2.789
50.	8.038	35.259		8.033	52.76	27.472	31.969	0.032	1483.8	50.	61.01	1.602
75.	7.494	35.200		7.487	61.17	27.507	32.017	0.047	1482.0	74.	58.11	1.713
100.	7.316	35.212		7.306	65.98	27.543	32.057	0.061	1481.8	99.	55.16	2.163
125.	7.065	35.193		7.053	66.25	27.564	32.083	0.074	1481.2	124.	53.59	1.523
150.	7.002	35.198		6.988	66.42	27.577	32.098	0.088	1481.4	149.	52.76	1.220
175.	6.656	35.160		6.640	66.03	27.594	32.124	0.101	1480.4	173.	51.39	1.884
200.	6.328	35.131		6.310	65.93	27.616	32.154	0.113	1479.5	198.	49.60	1.473
250.	5.773	35.089		5.752	66.14	27.655	32.207	0.137	1478.1	247.	46.39	1.803
300.	4.849	35.020		4.826	65.94	27.712	32.287	0.159	1475.1	297.	41.09	2.484
350.	3.538	34.955		3.515	66.26	27.800	32.410	0.178	1470.4	346.	32.25	2.774
400.	2.740	34.956		2.715	66.43	27.876	32.507	0.192	1467.8	396.	24.77	2.258
450.	1.959	34.938		1.934	67.00	27.927	32.580	0.203	1465.2	445.	19.35	1.791
500.	1.250	34.919		1.225	67.18	27.965	32.638	0.212	1462.9	495.	15.10	0.969
550.	0.591	34.904		0.566	67.27	27.997	32.689	0.218	1460.7	544.	11.30	1.687
600.	0.196	34.898		0.171	67.32	28.014	32.718	0.223	1459.7	593.	9.06	0.957
650.	-0.037	34.897		-0.063	67.31	28.027	32.738	0.228	1459.5	643.	7.49	0.730
700.	-0.178	34.898		-0.206	67.31	28.035	32.750	0.231	1459.6	692.	6.44	0.667
750.	-0.306	34.901		-0.336	67.40	28.043	32.763	0.234	1459.9	741.	5.37	0.803
800.	-0.402	34.903		-0.434	67.41	28.050	32.772	0.236	1460.2	791.	4.48	0.640
850.	-0.464	34.904		-0.497	67.43	28.054	32.778	0.239	1460.8	840.	3.92	0.693
900.	-0.524	34.906		-0.560	67.48	28.058	32.784	0.240	1461.3	889.	3.33	0.575
950.	-0.569	34.906		-0.607	67.48	28.061	32.788	0.242	1461.9	939.	2.89	0.361
1000.	-0.616	34.907		-0.655	67.48	28.064	32.792	0.243	1462.6	988.	2.42	0.672
1050.	-0.648	34.908		-0.690	67.55	28.066	32.796	0.244	1463.2	1037.	2.02	0.574
1100.	-0.679	34.909		-0.723	67.57	28.068	32.799	0.245	1463.9	1087.	1.70	0.572
1150.	-0.701	34.909		-0.747	67.61	28.069	32.801	0.246	1464.7	1136.	1.42	0.330
1200.	-0.721	34.909		-0.770	67.63	28.070	32.802	0.247	1465.4	1185.	1.19	0.343
1250.	-0.742	34.909		-0.793	67.69	28.072	32.805	0.247	1466.1	1234.	0.88	0.534
1300.	-0.763	34.909		-0.816	67.72	28.072	32.806	0.248	1466.9	1284.	0.64	0.269
1350.	-0.784	34.910		-0.840	67.69	28.074	32.808	0.248	1467.6	1333.	0.35	0.419
1400.	-0.807	34.909		-0.866	67.66	28.074	32.810	0.248	1468.3	1382.	0.07	0.457
1450.	-0.823	34.910		-0.884	67.75	28.076	32.811	0.248	1469.1	1431.	-0.18	-0.066
1500.	-0.833	34.909		-0.896	67.78	28.075	32.812	0.248	1469.9	1480.	-0.32	0.110
1600.	-0.873	34.909		-0.941	67.62	28.077	32.815	0.247	1471.4	1579.	-0.87	0.377
1700.	-0.899	34.909		-0.973	66.42	28.078	32.817	0.246	1472.9	1677.	-1.30	0.073

CHALLENGER 15 STATION 035

PRES	TEMP	SALIN	DO	POTEMP	POTRAN	SIGP0	SIGP1	DYNHT	SNDV	DEPTH	SVANOM	BVFR
DB	DEGC	PSU	ML/L	DEGC	%/M	KG/M ³	KG/M ³	DYN.M	M/S	M	10 ⁻⁸ M ³ /KG	CY/HR
10.	8.507	35.303		8.506	51.40	27.435	31.920	0.006	1484.9	10.	63.80	0.302
20.	8.504	35.303		8.502	51.42	27.435	31.921	0.013	1485.1	20.	63.94	0.545
30.	8.467	35.301		8.464	53.23	27.440	31.926	0.019	1485.1	30.	63.73	1.319
50.	8.294	35.286		8.288	62.17	27.455	31.945	0.032	1484.7	50.	62.70	1.536
75.	8.126	35.271		8.118	65.20	27.469	31.964	0.047	1484.5	74.	61.81	1.249
100.	7.962	35.256		7.952	64.87	27.482	31.981	0.063	1484.3	99.	61.03	1.510
125.	7.893	35.266		7.880	64.89	27.501	32.001	0.078	1484.4	124.	59.76	1.658
150.	7.492	35.229		7.477	65.84	27.531	32.041	0.092	1483.3	149.	57.25	2.035
175.	7.286	35.219		7.269	66.11	27.553	32.068	0.106	1482.9	173.	55.54	1.864
200.	7.030	35.199		7.011	66.62	27.574	32.095	0.120	1482.3	198.	53.90	1.496
250.	6.761	35.182		6.738	66.74	27.598	32.126	0.147	1482.1	247.	52.33	1.522
300.	6.404	35.153		6.377	66.62	27.625	32.161	0.173	1481.5	297.	50.44	1.629
350.	5.810	35.105		5.780	66.23	27.664	32.215	0.197	1479.9	346.	47.02	1.434
400.	5.094	35.059		5.062	66.19	27.715	32.284	0.219	1477.7	396.	42.32	2.190
450.	3.460	34.956		3.430	66.67	27.809	32.421	0.238	1471.7	445.	32.23	3.031
500.	2.388	34.946		2.358	67.08	27.899	32.541	0.252	1467.9	495.	22.81	2.501
550.	1.489	34.925		1.459	67.20	27.953	32.619	0.261	1464.7	544.	16.77	1.443
600.	0.706	34.907		0.677	67.21	27.992	32.681	0.269	1462.0	593.	12.02	1.784
650.	0.162	34.896		0.134	67.42	28.015	32.720	0.274	1460.4	643.	8.97	0.989
700.	-0.047	34.896		-0.076	67.46	28.027	32.738	0.278	1460.2	692.	7.50	1.076
750.	-0.177	34.897		-0.208	67.48	28.034	32.750	0.281	1460.5	741.	6.49	0.685
800.	-0.293	34.900		-0.325	67.49	28.042	32.761	0.284	1460.7	791.	5.45	0.883
850.	-0.395	34.902		-0.429	67.47	28.049	32.771	0.287	1461.1	840.	4.53	0.789
900.	-0.468	34.904		-0.504	67.47	28.054	32.778	0.289	1461.6	889.	3.85	0.628
950.	-0.517	34.905		-0.555	67.53	28.057	32.783	0.291	1462.2	939.	3.37	0.601
1000.	-0.568	34.906		-0.608	67.56	28.060	32.788	0.292	1462.8	988.	2.86	0.680
1050.	-0.610	34.907		-0.652	67.62	28.063	32.792	0.293	1463.4	1037.	2.43	0.420
1100.	-0.642	34.907		-0.686	67.68	28.065	32.795	0.295	1464.1	1087.	2.06	0.257
1150.	-0.669	34.908		-0.715	67.69	28.067	32.797	0.295	1464.8	1136.	1.74	0.145
1200.	-0.690	34.908		-0.738	67.74	28.068	32.799	0.296	1465.5	1185.	1.48	0.151
1250.	-0.710	34.908		-0.761	67.73	28.069	32.801	0.297	1466.3	1234.	1.20	0.555
1300.	-0.736	34.908		-0.789	67.68	28.071	32.803	0.297	1467.0	1284.	0.90	0.440
1350.	-0.766	34.909		-0.822	67.73	28.072	32.806	0.298	1467.7	1333.	0.56	0.161
1400.	-0.787	34.909		-0.845	67.58	28.073	32.808	0.298	1468.4	1382.	0.28	0.399
1450.	-0.810	34.909		-0.870	67.79	28.074	32.810	0.298	1469.1	1431.	-0.01	0.203
1500.	-0.832	34.909		-0.895	67.88	28.075	32.811	0.298	1469.9	1480.	-0.31	0.030
1600.	-0.869	34.908		-0.937	67.09	28.077	32.814	0.297	1471.4	1579.	-0.80	0.428

CHALLENGER 15 STATION 036

PRES	TEMP	SALIN	DO	POTEMP	POTRAN	SIGP0	SIGP1	DYNHT	SNDV	DEPTH	SVANOM	BVFR
DB	DEGC	PSU	ML/L	DEGC	%/M	KG/M ³	KG/M ³	DYN.M	M/S	M	10 ⁻⁸ M ³ /KG	CY/HR
10.	8.558	35.317		8.557	47.61	27.438	31.922	0.006	1485.1	10.	63.50	0.403
20.	8.556	35.317		8.554	47.63	27.438	31.923	0.013	1485.3	20.	63.66	0.095
30.	8.551	35.317		8.548	47.71	27.439	31.924	0.019	1485.4	30.	63.80	0.568
50.	8.466	35.317		8.460	50.50	27.452	31.939	0.032	1485.4	50.	62.95	1.875
75.	8.391	35.315		8.383	56.67	27.463	31.951	0.047	1485.6	74.	62.45	0.478
100.	8.384	35.315		8.374	57.48	27.464	31.953	0.063	1485.9	99.	62.85	0.546
125.	8.377	35.315		8.363	58.34	27.466	31.954	0.079	1486.3	124.	63.22	0.273
150.	8.372	35.314		8.356	58.72	27.467	31.955	0.095	1486.7	149.	63.65	0.585
175.	8.332	35.311		8.313	60.60	27.471	31.960	0.111	1487.0	173.	63.76	0.886
200.	8.159	35.299		8.138	66.69	27.488	31.982	0.126	1486.7	198.	62.53	1.808
250.	7.888	35.279		7.863	66.81	27.514	32.014	0.157	1486.5	247.	60.94	1.572
300.	7.526	35.256		7.496	66.78	27.550	32.059	0.187	1485.9	297.	58.29	1.119
350.	7.039	35.208		7.006	66.84	27.582	32.103	0.216	1484.8	346.	55.77	0.917
400.	6.401	35.152		6.364	66.76	27.625	32.162	0.243	1483.1	396.	51.98	1.648
450.	5.474	35.066		5.436	66.52	27.676	32.235	0.268	1480.1	445.	47.06	1.293
500.	4.105	34.986		4.068	66.53	27.768	32.363	0.289	1475.2	495.	37.33	2.864
550.	2.581	34.948		2.547	66.63	27.885	32.521	0.305	1469.6	544.	24.79	2.460
600.	1.762	34.931		1.728	66.93	27.938	32.597	0.315	1466.8	593.	18.83	1.446
650.	0.714	34.908		0.684	67.10	27.992	32.681	0.323	1462.9	643.	12.13	1.920
700.	0.253	34.898		0.222	67.24	28.012	32.714	0.328	1461.6	692.	9.47	1.790
750.	-0.088	34.897		-0.120	67.36	28.029	32.742	0.332	1460.9	741.	7.14	0.803
800.	-0.249	34.900		-0.282	67.34	28.040	32.758	0.335	1460.9	791.	5.78	0.774
850.	-0.366	34.902		-0.400	67.35	28.048	32.769	0.338	1461.2	840.	4.74	1.074
900.	-0.432	34.904		-0.468	67.36	28.052	32.775	0.340	1461.8	889.	4.13	0.541
950.	-0.513	34.905		-0.551	67.38	28.057	32.783	0.342	1462.2	939.	3.39	0.648
1000.	-0.574	34.906		-0.614	67.40	28.061	32.789	0.344	1462.8	988.	2.77	0.485
1050.	-0.620	34.907		-0.662	67.46	28.064	32.793	0.345	1463.4	1037.	2.29	0.578
1100.	-0.656	34.908		-0.700	67.51	28.066	32.796	0.346	1464.0	1087.	1.94	0.204
1150.	-0.692	34.908		-0.738	67.53	28.068	32.799	0.347	1464.7	1136.	1.54	0.511
1200.	-0.727	34.908		-0.776	67.63	28.070	32.802	0.347	1465.4	1185.	1.18	0.550
1250.	-0.765	34.908		-0.816	67.64	28.072	32.805	0.348	1466.0	1234.	0.79	0.281
1300.	-0.790	34.908		-0.843	67.62	28.073	32.807	0.348	1466.7	1284.	0.49	0.272
1350.	-0.812	34.908		-0.867	67.60	28.074	32.809	0.348	1467.5	1333.	0.22	0.094
1400.	-0.834	34.909		-0.892	67.53	28.075	32.811	0.348	1468.2	1382.	-0.12	0.254
1450.	-0.858	34.908		-0.918	67.50	28.076	32.813	0.348	1468.9	1431.	-0.37	0.527
1500.	-0.872	34.908		-0.934	67.42	28.076	32.814	0.348	1469.7	1480.	-0.56	-0.025

CHALLENGER 15 STATION 037

PRES	TEMP	SALIN	DO	POTEMP	POTRAN	SIGP0	SIGP1	DYNHT	SNDV	DEPTH	SVANOM	BVFR
DB	DEGC	PSU	ML/L	DEGC	%/M	KG/M ³	KG/M ³	DYN.M	M/S	M	10 ⁻⁸ M ³ /KG	CY/HR
10.	8.568	35.320		8.567	42.44	27.438	31.922	0.006	1485.2	10.	63.44	0.333
20.	8.568	35.320		8.565	42.39	27.439	31.923	0.013	1485.3	20.	63.64	0.200
30.	8.565	35.320		8.562	43.02	27.439	31.923	0.019	1485.5	30.	63.79	0.547
50.	8.491	35.319		8.485	48.82	27.450	31.936	0.032	1485.5	50.	63.14	1.432
75.	8.424	35.318		8.416	56.12	27.460	31.947	0.047	1485.7	74.	62.73	0.576
100.	8.414	35.317		8.403	57.24	27.462	31.950	0.063	1486.1	99.	63.08	0.292
125.	8.414	35.318		8.401	57.48	27.462	31.950	0.079	1486.5	124.	63.55	0.025
150.	8.400	35.317		8.384	58.25	27.464	31.952	0.095	1486.8	149.	63.90	0.245
175.	8.233	35.305		8.215	64.85	27.481	31.973	0.111	1486.6	173.	62.77	1.873
200.	8.150	35.299		8.129	66.75	27.490	31.984	0.126	1486.7	198.	62.41	0.890
250.	7.831	35.276		7.805	66.92	27.520	32.021	0.157	1486.3	247.	60.36	1.372
300.	7.467	35.247		7.437	66.92	27.552	32.062	0.187	1485.7	297.	58.07	1.565
350.	6.938	35.200		6.905	66.92	27.590	32.113	0.215	1484.4	346.	54.98	1.882
400.	6.462	35.158		6.426	66.84	27.622	32.157	0.242	1483.3	396.	52.39	1.719
450.	5.705	35.092		5.667	66.66	27.667	32.221	0.267	1481.1	445.	48.07	2.355
500.	4.387	34.997		4.350	66.53	27.746	32.334	0.289	1476.4	495.	39.74	2.621
550.	3.059	34.956		3.023	66.64	27.848	32.471	0.306	1471.6	544.	28.89	2.622
600.	2.051	34.943		2.016	67.00	27.925	32.575	0.318	1468.1	593.	20.52	2.226
650.	1.281	34.916		1.247	67.05	27.961	32.634	0.327	1465.5	643.	16.02	1.318
700.	0.799	34.906		0.765	67.21	27.985	32.672	0.335	1464.1	692.	13.03	1.372
750.	0.268	34.897		0.235	67.21	28.011	32.713	0.340	1462.5	741.	9.66	1.423
800.	-0.066	34.895		-0.100	67.39	28.027	32.739	0.345	1461.8	791.	7.41	1.132
850.	-0.201	34.899		-0.236	67.28	28.037	32.754	0.348	1462.0	840.	6.11	1.162
900.	-0.379	34.904		-0.416	67.27	28.050	32.771	0.351	1462.0	889.	4.48	0.902
950.	-0.504	34.906		-0.542	67.30	28.057	32.783	0.352	1462.3	939.	3.38	0.400
1000.	-0.608	34.907		-0.647	67.29	28.063	32.791	0.354	1462.6	988.	2.53	0.863
1050.	-0.683	34.908		-0.724	67.32	28.067	32.798	0.355	1463.1	1037.	1.79	0.591
1100.	-0.738	34.909		-0.782	67.28	28.070	32.803	0.356	1463.6	1087.	1.28	0.581
1150.	-0.782	34.908		-0.828	66.87	28.072	32.806	0.356	1464.3	1136.	0.88	0.566
1200.	-0.813	34.908		-0.860	66.44	28.073	32.808	0.357	1465.0	1185.	0.55	0.437
1250.	-0.839	34.908		-0.889	66.04	28.074	32.810	0.357	1465.7	1234.	0.27	0.329
1300.	-0.896	34.908		-0.948	65.50	28.077	32.815	0.357	1466.2	1284.	-0.28	0.570
1350.	-0.910	34.907		-0.964	64.68	28.077	32.815	0.357	1467.0	1333.	-0.46	-0.312

CHALLENGER 15 STATION 038

PRES	TEMP	SALIN	DO	POTEMP	POTRAN	SIGP0	SIGP1	DYNHT	SNDV	DEPTH	SVANOM	BVFR
DB	DEGC	PSU	ML/L	DEGC	%/M	KG/M ³	KG/M ³	DYN.M	M/S	M	10 ⁻⁸ M ³ /KG	CY/HR
10.	8.814	35.325		8.813	40.91	27.403	31.882	0.007	1486.1	10.	66.77	-0.215
20.	8.820	35.325		8.818	40.86	27.402	31.881	0.013	1486.3	20.	67.07	-0.238
30.	8.783	35.322		8.779	41.02	27.406	31.885	0.020	1486.3	30.	66.92	1.221
50.	8.056	35.250		8.051	50.18	27.463	31.959	0.033	1483.8	50.	61.91	1.576
75.	7.912	35.241		7.904	53.25	27.478	31.978	0.048	1483.7	74.	60.95	1.660
100.	7.837	35.235		7.827	54.74	27.485	31.986	0.063	1483.8	99.	60.78	0.733
125.	7.712	35.223		7.700	56.67	27.494	31.998	0.079	1483.7	124.	60.35	0.484
150.	7.549	35.207		7.534	59.08	27.506	32.014	0.094	1483.5	149.	59.67	1.594
175.	7.199	35.187		7.182	65.44	27.541	32.058	0.108	1482.5	173.	56.66	1.764
200.	7.134	35.186		7.115	66.02	27.550	32.068	0.122	1482.7	198.	56.26	1.030
250.	7.056	35.199		7.033	66.50	27.571	32.091	0.150	1483.2	247.	55.08	1.148
300.	6.796	35.185		6.768	66.84	27.597	32.124	0.177	1483.0	297.	53.31	1.509
350.	6.436	35.155		6.404	66.80	27.622	32.158	0.203	1482.4	346.	51.51	1.692
400.	5.753	35.090		5.719	66.57	27.660	32.212	0.229	1480.4	396.	48.12	2.173
450.	4.838	35.009		4.802	66.40	27.706	32.282	0.251	1477.5	445.	43.50	1.344
500.	4.336	35.019		4.298	66.00	27.770	32.359	0.271	1476.2	495.	37.50	1.773
550.	3.081	34.945		3.045	66.77	27.837	32.460	0.289	1471.7	544.	29.96	2.495
600.	2.290	34.947		2.254	66.69	27.908	32.553	0.302	1469.1	593.	22.42	3.678
650.	0.921	34.937		0.889	64.66	28.002	32.685	0.311	1463.9	643.	11.54	3.573

CHALLENGER 15 STATION 039

PRES DB	TEMP DEGC	SALIN PSU	DO ML/L	POTEMP DEGC	POTRAN %/M	SIGP0 KG/M ³	SIGP1 KG/M ³	DYNHT DYN.M	SNDV M/S	DEPTH M	SVANOM 10 ⁻⁸ M ³ /KG	BVFR CY/HR
10.	9.071	35.360		9.070	48.49	27.389	31.862	0.007	1487.1	10.	68.10	0.344
20.	9.073	35.360		9.070	48.51	27.389	31.861	0.014	1487.2	20.	68.36	-0.456
30.	9.074	35.360		9.071	48.47	27.389	31.861	0.020	1487.4	30.	68.59	0.135
50.	9.077	35.360		9.071	48.50	27.389	31.861	0.034	1487.7	50.	69.04	-0.113
75.	9.069	35.359		9.061	48.88	27.390	31.862	0.052	1488.1	74.	69.51	0.793
100.	8.862	35.343		8.851	60.10	27.412	31.889	0.069	1487.7	99.	67.94	0.587
125.	8.762	35.331		8.749	58.86	27.418	31.898	0.086	1487.8	124.	67.80	0.912
150.	8.663	35.323		8.647	60.52	27.428	31.910	0.103	1487.8	149.	67.42	1.202
175.	8.625	35.322		8.606	63.64	27.433	31.917	0.119	1488.1	173.	67.40	0.619
200.	8.601	35.322		8.580	64.33	27.438	31.921	0.136	1488.4	198.	67.53	0.762
250.	8.448	35.307		8.422	65.63	27.451	31.938	0.170	1488.6	247.	67.25	1.076
300.	8.159	35.286		8.128	65.36	27.479	31.973	0.203	1488.4	297.	65.39	1.664

CHALLENGER 15 STATION 040

PRES DB	TEMP DEGC	SALIN PSU	DO ML/L	POTEMP DEGC	POTRAN %/M	SIGP0 KG/M ³	SIGP1 KG/M ³	DYNHT DYN.M	SNDV M/S	DEPTH M	SVANOM 10 ⁻⁸ M ³ /KG	BVFR CY/HR
10.	8.661	35.321		8.660	51.20	27.425	31.906	0.006	1485.5	10.	64.75	-0.408
20.	8.661	35.322		8.659	51.17	27.425	31.907	0.013	1485.7	20.	64.93	0.099
30.	8.661	35.321		8.658	51.27	27.425	31.907	0.019	1485.8	30.	65.14	0.264
50.	8.664	35.322		8.658	51.25	27.425	31.907	0.033	1486.2	50.	65.57	0.000
75.	8.562	35.321		8.554	61.96	27.441	31.925	0.049	1486.2	74.	64.58	0.310
100.	8.525	35.321		8.514	62.86	27.447	31.932	0.065	1486.5	99.	64.52	1.505
125.	8.114	35.306		8.101	64.38	27.500	31.994	0.080	1485.3	124.	59.94	2.244
150.	8.026	35.301		8.011	62.97	27.509	32.006	0.095	1485.4	149.	59.52	0.468

CHALLENGER 15 STATION 041

PRES DB	TEMP DEGC	SALIN PSU	DO ML/L	POTEMP DEGC	POTRAN %/M	SIGP0 KG/M ³	SIGP1 KG/M ³	DYNHT DYN.M	SNDV M/S	DEPTH M	SVANOM 10 ⁻⁸ M ³ /KG	BVFR CY/HR
10.	9.533	35.359		9.532	57.60	27.313	31.775	0.008	1488.7	10.	75.38	-0.040
20.	9.514	35.360		9.512	56.82	27.317	31.779	0.015	1488.8	20.	75.24	1.351
30.	9.450	35.361		9.447	55.21	27.328	31.792	0.023	1488.8	30.	74.40	1.784
50.	9.338	35.360		9.333	54.37	27.346	31.813	0.037	1488.7	50.	73.09	1.053
75.	9.243	35.358		9.234	56.44	27.361	31.829	0.055	1488.8	74.	72.29	1.578
100.	9.144	35.355		9.133	58.01	27.375	31.846	0.073	1488.8	99.	71.46	0.091
125.	9.042	35.351		9.029	60.44	27.389	31.863	0.091	1488.8	124.	70.65	1.227
150.	8.917	35.343		8.901	61.73	27.403	31.880	0.109	1488.8	149.	69.83	1.188
175.	8.742	35.332		8.724	62.68	27.423	31.904	0.126	1488.5	173.	68.42	1.551
200.	8.728	35.330		8.706	62.50	27.424	31.905	0.143	1488.9	198.	68.86	0.552

CHALLENGER 15 STATION 042

PRES DB	TEMP DEGC	SALIN PSU	DO ML/L	POTEMP DEGC	POTRAN %/M	SIGP0 KG/M ³	SIGP1 KG/M ³	DYNHT DYN.M	SNDV M/S	DEPTH M	SVANOM 10 ⁻⁸ M ³ /KG	BVFR CY/HR
10.	9.647	35.369		9.645	58.26	27.301	31.761	0.008	1489.2	10.	76.50	-0.208
20.	9.646	35.369		9.644	58.29	27.301	31.761	0.015	1489.3	20.	76.72	0.159
30.	9.631	35.369		9.628	58.18	27.304	31.764	0.023	1489.4	30.	76.69	1.071
50.	9.505	35.368		9.499	57.68	27.325	31.788	0.038	1489.3	50.	75.16	0.634
75.	9.333	35.361		9.325	58.61	27.348	31.815	0.057	1489.1	74.	73.50	2.886
100.	8.977	35.335		8.966	59.73	27.386	31.861	0.075	1488.2	99.	70.38	1.080
125.	8.789	35.317		8.775	58.10	27.403	31.882	0.092	1487.9	124.	69.28	1.402
150.	8.756	35.324		8.740	61.72	27.414	31.894	0.109	1488.2	149.	68.77	0.846
175.	8.787	35.337		8.769	64.74	27.419	31.899	0.127	1488.7	173.	68.80	0.719
200.	8.773	35.338		8.752	65.44	27.423	31.903	0.144	1489.1	198.	68.96	0.580
250.	8.724	35.334		8.698	65.44	27.428	31.909	0.178	1489.7	247.	69.51	0.217
300.	8.511	35.310		8.479	65.25	27.444	31.930	0.213	1489.7	297.	68.90	1.418
350.	8.333	35.290		8.296	64.99	27.457	31.947	0.247	1489.8	346.	68.66	0.614
400.	8.123	35.278		8.082	64.91	27.480	31.975	0.282	1489.9	396.	67.27	1.899
450.	8.047	35.268		8.001	62.96	27.485	31.982	0.315	1490.4	445.	67.71	-0.283

CHALLENGER 15 STATION 043

PRES DB	TEMP DEGC	SALIN PSU	DO ML/L	POTEMP DEGC	POTRAN %/M	SIGP0 KG/M ³	SIGP1 KG/M ³	DYNHT DYN.M	SNDV M/S	DEPTH M	SVANOM 10 ⁻⁸ M ³ /KG	BVFR CY/HR
10.	9.505	35.365		9.503	55.32	27.322	31.785	0.007	1488.6	10.	74.53	1.456
20.	9.222	35.356		9.220	57.82	27.361	31.830	0.015	1487.8	20.	71.01	4.098
30.	8.864	35.346		8.860	64.37	27.412	31.889	0.022	1486.6	30.	66.38	3.196
50.	8.630	35.319		8.625	63.78	27.429	31.911	0.035	1486.0	50.	65.22	1.291
75.	8.369	35.297		8.362	64.53	27.452	31.941	0.051	1485.5	74.	63.45	1.134
100.	8.333	35.293		8.322	64.14	27.455	31.945	0.067	1485.7	99.	63.72	0.730
125.	8.320	35.292		8.307	63.66	27.457	31.947	0.083	1486.1	124.	64.06	0.528
150.	8.312	35.292		8.296	63.89	27.458	31.949	0.099	1486.5	149.	64.40	0.563
175.	8.243	35.287		8.225	63.92	27.466	31.958	0.115	1486.6	173.	64.20	1.094
200.	8.113	35.274		8.093	64.48	27.476	31.971	0.131	1486.5	198.	63.72	1.021
250.	7.873	35.255		7.847	64.40	27.498	31.998	0.162	1486.4	247.	62.48	1.921
300.	7.099	35.200		7.070	64.78	27.567	32.086	0.192	1484.2	297.	56.42	1.606
350.	6.457	35.151		6.425	65.40	27.616	32.151	0.219	1482.5	346.	52.07	1.265
400.	5.928	35.101		5.893	65.50	27.647	32.195	0.245	1481.1	396.	49.53	1.544
450.	5.491	35.063		5.453	65.52	27.671	32.230	0.269	1480.2	445.	47.50	0.729
500.	4.400	35.010		4.362	66.01	27.756	32.343	0.291	1476.5	495.	38.87	2.587
550.	3.578	34.995		3.539	66.35	27.829	32.439	0.308	1473.9	544.	31.38	2.733
600.	2.284	34.949		2.248	66.17	27.910	32.555	0.321	1469.1	593.	22.24	2.825
650.	1.074	34.919		1.042	66.55	27.978	32.657	0.330	1464.5	643.	14.09	2.921
700.	0.335	34.911		0.303	66.85	28.017	32.717	0.336	1462.0	692.	9.13	1.043
750.	-0.248	34.902		-0.279	67.18	28.041	32.759	0.340	1460.1	742.	5.69	1.147
800.	-0.567	34.906		-0.598	67.23	28.060	32.787	0.342	1459.5	791.	3.20	0.873
850.	-0.672	34.908		-0.704	67.20	28.066	32.796	0.343	1459.8	840.	2.29	0.667
900.	-0.765	34.908		-0.799	65.67	28.070	32.804	0.344	1460.2	890.	1.57	0.121
950.	-0.850	34.908		-0.885	65.57	28.074	32.810	0.345	1460.6	939.	0.88	-0.195

CHALLENGER 15 STATION 044

PRES	TEMP	SALIN	DO	POTEMP	POTRAN	SIGP0	SIGP1	DYNHT	SNDV	DEPTH	SVANOM	BVFR
DB	DEGC	PSU	ML/L	DEGC	%/M	KG/M ³	KG/M ³	DYN.M	M/S	M	10 ⁻⁸ M ³ /KG	CY/HR
10.	8.715	35.270		8.714	27.74	27.375	31.856	0.007	1485.6	10.	69.41	1.966
20.	8.317	35.240		8.315	37.76	27.415	31.905	0.014	1484.3	20.	65.90	3.245
30.	7.960	35.208		7.957	48.02	27.444	31.943	0.020	1483.1	30.	63.27	2.760
50.	7.704	35.200		7.699	54.04	27.476	31.981	0.033	1482.4	50.	60.58	2.407
75.	7.062	35.158		7.055	62.35	27.536	32.056	0.047	1480.3	74.	55.31	1.654
100.	6.942	35.152		6.933	63.36	27.548	32.071	0.061	1480.3	99.	54.58	1.189
125.	6.740	35.142		6.729	64.49	27.569	32.096	0.074	1479.9	124.	53.03	1.296
150.	6.704	35.156		6.690	65.79	27.585	32.113	0.087	1480.2	149.	51.91	1.314
175.	6.438	35.134		6.423	66.02	27.604	32.139	0.100	1479.5	173.	50.41	1.803
200.	6.282	35.131		6.264	66.40	27.622	32.161	0.113	1479.3	198.	48.98	1.735
250.	5.584	35.074		5.563	65.64	27.667	32.223	0.136	1477.3	247.	45.19	1.505
300.	4.237	34.957		4.215	66.02	27.729	32.321	0.158	1472.5	297.	38.98	2.410
350.	3.546	34.918		3.523	65.86	27.770	32.380	0.176	1470.3	346.	35.11	2.038
400.	2.706	34.946		2.682	66.17	27.871	32.503	0.192	1467.6	396.	25.18	2.343
450.	1.592	34.925		1.568	66.01	27.945	32.608	0.202	1463.6	445.	17.26	2.143
500.	0.733	34.912		0.710	66.34	27.993	32.682	0.209	1460.5	495.	11.72	1.528
550.	0.131	34.904		0.108	66.29	28.023	32.729	0.214	1458.6	544.	8.09	1.545
600.	-0.208	34.903		-0.231	66.10	28.040	32.756	0.218	1457.9	593.	5.97	0.657
650.	-0.432	34.902		-0.457	67.38	28.050	32.773	0.220	1457.6	643.	4.54	0.789
700.	-0.507	34.904		-0.533	67.37	28.055	32.780	0.222	1458.1	692.	3.89	0.434
750.	-0.559	34.905		-0.587	67.37	28.059	32.785	0.224	1458.7	742.	3.41	0.635
800.	-0.634	34.906		-0.665	67.40	28.063	32.792	0.226	1459.2	791.	2.74	0.503
850.	-0.676	34.907		-0.708	67.16	28.066	32.796	0.227	1459.8	840.	2.33	0.515
900.	-0.723	34.907		-0.757	67.02	28.068	32.800	0.228	1460.4	890.	1.89	0.566
950.	-0.762	34.908		-0.798	67.04	28.070	32.803	0.229	1461.1	939.	1.49	0.585
1000.	-0.802	34.908		-0.840	66.55	28.072	32.807	0.229	1461.7	988.	1.10	0.520
1050.	-0.834	34.908		-0.874	65.21	28.074	32.809	0.230	1462.4	1037.	0.76	-0.013

CHALLENGER 15 STATION 045

PRES	TEMP	SALIN	DO	POTEMP	POTRAN	SIGP0	SIGP1	DYNHT	SNDV	DEPTH	SVANOM	BVFR
DB	DEGC	PSU	ML/L	DEGC	%/M	KG/M ³	KG/M ³	DYN.M	M/S	M	10 ⁻⁸ M ³ /KG	CY/HR
10.	8.441	35.225		8.440	34.71	27.384	31.871	0.007	1484.6	10.	68.63	0.036
20.	8.203	35.212		8.200	38.20	27.410	31.903	0.014	1483.8	20.	66.32	3.549
30.	7.522	35.198		7.519	55.49	27.501	32.010	0.020	1481.4	30.	57.86	5.100
50.	7.247	35.195		7.242	63.49	27.538	32.054	0.031	1480.7	50.	54.66	2.806
75.	7.032	35.197		7.025	66.48	27.571	32.091	0.044	1480.3	74.	52.00	1.343
100.	6.795	35.180		6.785	66.69	27.591	32.117	0.057	1479.7	99.	50.49	1.476
125.	6.338	35.123		6.327	65.62	27.607	32.145	0.070	1478.3	124.	49.25	1.473
150.	5.695	35.041		5.683	65.08	27.626	32.180	0.082	1476.0	149.	47.67	1.249
175.	5.505	35.051		5.491	65.71	27.657	32.216	0.093	1475.7	173.	44.96	1.172
200.	5.194	35.035		5.178	65.94	27.682	32.249	0.104	1474.8	198.	42.80	1.580
250.	4.097	34.950		4.079	65.79	27.739	32.334	0.124	1471.1	247.	37.48	2.483
300.	3.136	34.923		3.117	65.87	27.813	32.434	0.141	1467.8	297.	30.24	2.145
350.	2.246	34.923		2.226	66.40	27.891	32.536	0.154	1464.8	346.	22.47	2.146
400.	1.320	34.920		1.300	66.74	27.961	32.632	0.164	1461.5	396.	15.23	1.896
450.	0.581	34.911		0.561	65.97	28.002	32.694	0.170	1459.0	445.	10.63	1.563
500.	-0.012	34.904		-0.032	66.09	28.031	32.741	0.175	1457.1	495.	7.17	1.621
550.	-0.332	34.903		-0.352	66.35	28.046	32.766	0.178	1456.5	544.	5.24	0.852
600.	-0.493	34.903		-0.515	67.44	28.054	32.779	0.180	1456.5	593.	4.17	0.662
650.	-0.545	34.905		-0.569	67.44	28.058	32.784	0.182	1457.1	643.	3.66	0.653
700.	-0.623	34.906		-0.649	67.23	28.062	32.791	0.184	1457.6	692.	3.02	0.676
750.	-0.685	34.907		-0.712	67.45	28.066	32.796	0.185	1458.1	742.	2.46	0.386
800.	-0.724	34.908		-0.754	67.38	28.068	32.800	0.186	1458.7	791.	2.05	0.482
850.	-0.781	34.908		-0.813	66.80	28.071	32.805	0.187	1459.3	840.	1.56	0.637
900.	-0.829	34.908		-0.862	65.17	28.073	32.808	0.188	1459.9	890.	1.13	0.062

CHALLENGER 15 STATION 046

PRES DB	TEMP DEGC	SALIN PSU	DO ML/L	POTEMP DEGC	POTRAN %/M	SIGP0 KG/M ³	SIGP1 KG/M ³	DYNHT DYN.M	SNDV M/S	DEPTH M	SVANOM 10 ⁻⁸ M ³ /KG	BVFR CY/HR
10.	8.623	35.242		8.622	37.96	27.369	31.852	0.007	1485.3	10.	70.05	0.476
20.	8.607	35.243		8.605	38.36	27.372	31.855	0.014	1485.4	20.	69.98	1.156
30.	8.216	35.234		8.213	47.81	27.425	31.918	0.021	1484.1	30.	65.09	4.885
50.	7.745	35.213		7.740	61.17	27.480	31.984	0.033	1482.6	50.	60.22	1.678
75.	7.192	35.188		7.185	63.42	27.541	32.058	0.047	1480.9	74.	54.88	2.028
100.	6.785	35.170		6.776	64.92	27.584	32.111	0.061	1479.7	99.	51.12	1.583
125.	6.529	35.157		6.518	66.39	27.609	32.142	0.073	1479.1	124.	49.14	1.353
150.	6.206	35.128		6.193	66.20	27.629	32.170	0.085	1478.2	149.	47.54	1.710
175.	5.718	35.085		5.703	66.27	27.657	32.210	0.097	1476.6	173.	45.06	2.056
200.	5.375	35.053		5.359	66.22	27.675	32.237	0.108	1475.6	198.	43.59	1.518
250.	4.691	35.025		4.672	66.45	27.733	32.312	0.129	1473.6	247.	38.37	2.951
300.	3.370	34.922		3.350	66.06	27.790	32.404	0.146	1468.8	297.	32.63	1.678
350.	2.835	34.921		2.813	66.52	27.839	32.468	0.161	1467.3	346.	27.93	2.119
400.	1.690	34.922		1.669	65.94	27.935	32.596	0.172	1463.2	396.	18.02	0.945
450.	1.057	34.914		1.035	66.27	27.974	32.653	0.180	1461.2	445.	13.80	1.421
500.	0.551	34.905		0.529	66.47	27.999	32.693	0.186	1459.7	495.	10.92	1.849
550.	0.008	34.901		-0.014	66.19	28.027	32.737	0.191	1458.0	544.	7.55	1.635
600.	-0.317	34.902		-0.340	63.91	28.044	32.764	0.194	1457.3	593.	5.38	1.113
650.	-0.438	34.904		-0.463	63.85	28.052	32.775	0.197	1457.6	643.	4.35	0.939
700.	-0.629	34.905		-0.655	63.95	28.062	32.791	0.199	1457.5	692.	3.01	-0.189

CHALLENGER 15 STATION 047

PRES DB	TEMP DEGC	SALIN PSU	DO ML/L	POTEMP DEGC	POTRAN %/M	SIGP0 KG/M ³	SIGP1 KG/M ³	DYNHT DYN.M	SNDV M/S	DEPTH M	SVANOM 10 ⁻⁸ M ³ /KG	BVFR CY/HR
10.	8.083	35.205		8.082	45.49	27.423	31.919	0.006	1483.2	10.	64.91	0.701
20.	8.058	35.205		8.056	46.37	27.427	31.923	0.013	1483.3	20.	64.73	1.143
30.	7.996	35.204		7.993	48.31	27.436	31.933	0.019	1483.2	30.	64.10	1.570
50.	7.884	35.202		7.879	51.65	27.451	31.952	0.032	1483.1	50.	62.98	2.384
75.	7.629	35.197		7.622	59.07	27.485	31.992	0.047	1482.5	74.	60.20	0.884
100.	7.525	35.196		7.515	64.35	27.500	32.009	0.062	1482.6	99.	59.26	0.756
125.	7.489	35.196		7.477	65.77	27.505	32.015	0.077	1482.8	124.	59.23	0.680
150.	7.456	35.195		7.441	66.44	27.510	32.020	0.092	1483.1	149.	59.25	0.616
175.	7.377	35.194		7.360	66.99	27.521	32.033	0.107	1483.2	173.	58.65	1.388
200.	7.255	35.186		7.236	67.10	27.532	32.048	0.121	1483.2	198.	57.94	0.970
250.	7.103	35.179		7.080	66.86	27.549	32.068	0.150	1483.4	247.	57.22	0.854
300.	6.487	35.135		6.460	65.76	27.599	32.133	0.178	1481.8	297.	52.93	1.676

CHALLENGER 15 STATION 048

PRES DB	TEMP DEGC	SALIN PSU	DO ML/L	POTEMP DEGC	POTRAN %/M	SIGP0 KG/M ³	SIGP1 KG/M ³	DYNHT DYN.M	SNDV M/S	DEPTH M	SVANOM 10 ⁻⁸ M ³ /KG	BVFR CY/HR
10.	8.808	35.297		8.807	48.36	27.382	31.861	0.007	1486.0	10.	68.80	2.361
20.	8.585	35.281		8.583	48.22	27.405	31.889	0.014	1485.3	20.	66.79	1.797
30.	8.411	35.273		8.408	51.46	27.426	31.914	0.020	1484.8	30.	64.99	2.966
50.	8.106	35.257		8.101	60.32	27.461	31.956	0.033	1484.0	50.	62.13	1.411
75.	8.046	35.253		8.039	61.66	27.467	31.963	0.048	1484.2	74.	62.03	0.944
100.	7.880	35.241		7.870	62.94	27.483	31.984	0.064	1484.0	99.	60.95	1.089
125.	7.823	35.236		7.811	63.01	27.488	31.990	0.079	1484.1	124.	60.97	0.768
150.	7.708	35.229		7.694	62.81	27.500	32.004	0.094	1484.1	149.	60.29	0.733

CHALLENGER 15 STATION 049

PRES DB	TEMP DEGC	SALIN PSU	DO ML/L	POTEMP DEGC	POTRAN %/M	SIGP0 KG/M ³	SIGP1 KG/M ³	DYNHT DYN.M	SNDV M/S	DEPTH M	SVANOM 10 ⁻⁸ M ³ /KG	BVFR CY/HR
10.	9.167	35.322		9.166	49.11	27.344	31.814	0.007	1487.4	10.	72.44	1.499
20.	9.037	35.319		9.035	48.84	27.363	31.836	0.014	1487.0	20.	70.83	2.058
30.	8.982	35.319		8.979	50.38	27.372	31.847	0.021	1487.0	30.	70.17	1.884
50.	8.817	35.317		8.812	57.00	27.397	31.876	0.035	1486.7	50.	68.21	1.866
75.	8.584	35.310		8.576	63.64	27.429	31.913	0.052	1486.3	74.	65.71	1.354
100.	8.461	35.304		8.451	64.09	27.444	31.930	0.068	1486.2	99.	64.80	1.079
125.	8.285	35.281		8.272	64.65	27.453	31.944	0.084	1485.9	124.	64.35	1.176
150.	7.890	35.223		7.875	65.65	27.468	31.968	0.100	1484.8	149.	63.37	0.984
175.	7.794	35.220		7.776	67.19	27.480	31.983	0.116	1484.8	173.	62.65	1.389
200.	7.824	35.228		7.804	64.61	27.482	31.984	0.132	1485.4	198.	62.94	0.629
250.	7.631	35.220		7.606	64.57	27.505	32.012	0.163	1485.5	247.	61.62	1.800

CHALLENGER 15 STATION 050

PRES DB	TEMP DEGC	SALIN PSU	DO ML/L	POTEMP DEGC	POTRAN %/M	SIGP0 KG/M ³	SIGP1 KG/M ³	DYNHT DYN.M	SNDV M/S	DEPTH M	SVANOM 10 ⁻⁸ M ³ /KG	BVFR CY/HR
10.	9.148	35.326		9.147	52.17	27.350	31.821	0.007	1487.3	10.	71.84	2.214
20.	9.091	35.326		9.089	52.32	27.360	31.832	0.014	1487.3	20.	71.13	1.614
30.	9.035	35.327		9.032	50.66	27.369	31.843	0.021	1487.2	30.	70.44	1.734
50.	9.011	35.326		9.006	51.42	27.373	31.847	0.036	1487.5	50.	70.54	0.886
75.	8.805	35.322		8.797	60.15	27.403	31.882	0.053	1487.1	74.	68.16	2.832
100.	8.615	35.320		8.605	64.31	27.432	31.915	0.070	1486.8	99.	65.94	1.215
125.	8.597	35.320		8.584	64.55	27.436	31.919	0.086	1487.2	124.	66.12	0.493
150.	8.569	35.318		8.553	64.66	27.439	31.923	0.103	1487.5	149.	66.34	0.610
175.	8.490	35.308		8.471	65.08	27.444	31.930	0.119	1487.6	173.	66.35	1.090
200.	8.399	35.296		8.378	64.33	27.449	31.937	0.136	1487.6	198.	66.40	0.818
250.	8.289	35.283		8.263	65.17	27.456	31.948	0.169	1488.0	247.	66.61	0.180
300.	7.818	35.242		7.788	65.19	27.496	31.998	0.202	1487.0	297.	63.59	1.497
350.	7.433	35.226		7.398	64.27	27.541	32.052	0.233	1486.3	346.	60.00	2.165
400.	6.307	35.151		6.271	64.71	27.637	32.176	0.260	1482.7	396.	50.78	1.577
450.	5.861	35.124		5.822	65.16	27.674	32.223	0.285	1481.7	445.	47.67	0.532
500.	5.550	35.108		5.508	65.61	27.700	32.258	0.308	1481.3	495.	45.52	3.019

CHALLENGER 15 STATION 051

PRES DB	TEMP DEGC	SALIN PSU	DO ML/L	POTEMP DEGC	POTRAN %/M	SIGP0 KG/M ³	SIGP1 KG/M ³	DYNHT DYN.M	SNDV M/S	DEPTH M	SVANOM 10 ⁻⁸ M ³ /KG	BVFR CY/HR
10.	8.793	35.228		8.792	28.59	27.330	31.810	0.007	1485.9	10.	73.67	1.774
20.	8.708	35.228		8.706	26.52	27.344	31.826	0.015	1485.7	20.	72.59	1.914
30.	8.644	35.230		8.641	28.49	27.356	31.839	0.022	1485.7	30.	71.69	2.022
50.	8.441	35.229		8.436	34.28	27.387	31.875	0.036	1485.2	50.	69.10	1.846
75.	8.370	35.242		8.362	43.92	27.409	31.898	0.053	1485.4	74.	67.60	1.428
100.	8.313	35.246		8.302	49.28	27.421	31.912	0.070	1485.6	99.	66.89	1.276
125.	8.436	35.282		8.423	59.76	27.431	31.919	0.086	1486.5	124.	66.51	0.873
150.	8.253	35.250		8.237	56.46	27.434	31.926	0.103	1486.2	149.	66.67	0.740
175.	8.158	35.237		8.140	56.23	27.439	31.933	0.120	1486.2	173.	66.68	0.326
200.	8.040	35.225		8.019	59.11	27.448	31.945	0.136	1486.2	198.	66.29	1.449
250.	7.933	35.226		7.908	65.24	27.465	31.965	0.169	1486.6	247.	65.56	1.045
300.	7.816	35.216		7.785	66.77	27.476	31.979	0.202	1487.0	297.	65.43	0.516
350.	7.777	35.211		7.742	67.61	27.479	31.982	0.235	1487.6	346.	66.11	-0.169
400.	7.427	35.213		7.387	66.60	27.531	32.043	0.268	1487.1	396.	61.78	3.528
450.	5.393	35.093		5.355	66.07	27.707	32.268	0.294	1479.8	445.	44.03	4.605
500.	2.904	34.967		2.872	66.10	27.870	32.498	0.311	1470.1	495.	26.19	3.243
550.	2.316	34.945		2.283	66.18	27.904	32.548	0.323	1468.4	544.	22.55	1.031
600.	1.681	34.932		1.648	66.36	27.944	32.606	0.333	1466.4	593.	18.07	1.422
650.	0.706	34.914		0.675	66.19	27.998	32.687	0.340	1462.9	643.	11.58	1.399
700.	0.430	34.913		0.398	64.84	28.014	32.711	0.346	1462.4	692.	9.65	0.951
750.	0.218	34.916		0.185	57.24	28.028	32.732	0.350	1462.3	742.	7.91	0.012

CHALLENGER 15 STATION 052

PRES DB	TEMP DEGC	SALIN PSU	DO ML/L	POTEMP DEGC	POTRAN %/M	SIGP0 KG/M ³	SIGP1 KG/M ³	DYNHT DYN.M	SNDV M/S	DEPTH M	SVANOM 10 ⁻⁸ M ³ /KG	BVFR CY/HR
10.	8.890	35.230		8.889	26.90	27.316	31.794	0.008	1486.2	10.	75.01	1.376
20.	8.843	35.230		8.841	31.19	27.324	31.803	0.015	1486.2	20.	74.48	1.139
30.	8.782	35.229		8.779	33.19	27.334	31.814	0.022	1486.2	30.	73.80	1.551
50.	8.353	35.226		8.347	33.19	27.399	31.889	0.037	1484.9	50.	67.98	3.113
75.	8.076	35.223		8.069	47.93	27.439	31.935	0.053	1484.3	74.	64.64	1.272
100.	8.048	35.226		8.037	52.19	27.446	31.943	0.069	1484.6	99.	64.48	-0.150
125.	8.014	35.225		8.001	57.20	27.451	31.948	0.085	1484.9	124.	64.54	1.261
150.	7.997	35.225		7.982	60.17	27.454	31.952	0.102	1485.2	149.	64.75	0.440
175.	7.957	35.223		7.939	64.37	27.459	31.958	0.118	1485.5	173.	64.72	0.349
200.	7.921	35.223		7.900	65.03	27.465	31.964	0.134	1485.7	198.	64.67	0.831
250.	7.828	35.220		7.803	67.00	27.477	31.979	0.166	1486.2	247.	64.43	0.989
300.	7.813	35.224		7.783	67.08	27.482	31.985	0.198	1487.0	297.	64.86	0.527
350.	7.777	35.224		7.742	67.20	27.489	31.992	0.231	1487.7	346.	65.16	0.531
400.	7.668	35.220		7.628	67.11	27.502	32.008	0.264	1488.1	396.	64.78	1.480
450.	6.709	35.174		6.667	66.32	27.602	32.131	0.294	1485.1	445.	55.33	2.565
500.	4.472	35.057		4.434	66.21	27.785	32.370	0.317	1476.8	495.	36.23	3.026
550.	2.413	34.962		2.380	66.41	27.910	32.551	0.331	1468.8	544.	22.14	2.275
600.	1.376	34.933		1.344	66.58	27.968	32.638	0.340	1465.1	593.	15.35	1.584
650.	0.582	34.914		0.551	66.79	28.005	32.698	0.346	1462.3	643.	10.63	1.251
700.	0.038	34.912		0.008	66.45	28.035	32.743	0.351	1460.6	692.	6.92	1.788
750.	-0.436	34.906		-0.466	66.41	28.054	32.777	0.353	1459.3	742.	4.10	0.890
800.	-0.563	34.905		-0.594	65.75	28.059	32.786	0.355	1459.5	791.	3.26	-0.260

CHALLENGER 15 STATION 053

PRES	TEMP	SALIN	DO	POTEMP	POTRAN	SIGP0	SIGP1	DYNHT	SNDV	DEPTH	SVANOM	BVFR
DB	DEGC	PSU	ML/L	DEGC	%/M	KG/M ³	KG/M ³	DYN.M	M/S	M	10 ⁻⁸ M ³ /KG	CY/HR
10.	8.851	35.225		8.850	34.35	27.319	31.797	0.007	1486.1	10.	74.75	1.017
20.	8.832	35.225		8.830	34.74	27.322	31.801	0.015	1486.2	20.	74.66	0.377
30.	8.690	35.235		8.687	35.56	27.353	31.835	0.022	1485.8	30.	71.97	3.454
50.	8.350	35.250		8.345	43.52	27.418	31.907	0.036	1484.9	50.	66.19	2.886
75.	8.267	35.248		8.260	50.56	27.430	31.921	0.052	1485.0	74.	65.58	0.560
100.	8.130	35.234		8.120	56.46	27.440	31.935	0.069	1484.9	99.	65.10	1.214
125.	7.997	35.220		7.984	61.00	27.449	31.947	0.085	1484.8	124.	64.69	0.461
150.	7.988	35.219		7.972	62.26	27.451	31.949	0.101	1485.2	149.	65.02	0.597
175.	7.960	35.219		7.942	64.36	27.455	31.954	0.117	1485.5	173.	65.11	0.567
200.	7.951	35.220		7.931	65.09	27.457	31.956	0.134	1485.8	198.	65.37	0.559
250.	7.928	35.222		7.903	66.09	27.463	31.963	0.167	1486.6	247.	65.77	0.139
300.	7.862	35.214		7.831	67.26	27.468	31.969	0.200	1487.1	297.	66.28	0.240
350.	7.851	35.214		7.816	67.95	27.470	31.972	0.233	1487.9	346.	67.03	-0.125
400.	7.818	35.213		7.777	67.94	27.475	31.978	0.266	1488.6	396.	67.46	0.507
450.	7.801	35.221		7.755	66.91	27.484	31.987	0.300	1489.4	445.	67.53	0.607
500.	7.688	35.220		7.638	66.80	27.501	32.007	0.334	1489.8	495.	66.79	1.189
550.	5.952	35.140		5.903	66.28	27.676	32.224	0.364	1483.8	544.	49.05	4.018
600.	0.633	34.938		0.605	65.60	28.021	32.712	0.378	1461.7	593.	9.17	3.696
650.	-0.397	34.909		-0.422	65.87	28.055	32.776	0.380	1457.8	643.	4.24	1.135
700.	-0.582	34.905		-0.608	64.52	28.060	32.787	0.382	1457.8	692.	3.30	0.408

CHALLENGER 15 STATION 054

PRES	TEMP	SALIN	DO	POTEMP	POTRAN	SIGP0	SIGP1	DYNHT	SNDV	DEPTH	SVANOM	BVFR
DB	DEGC	PSU	ML/L	DEGC	%/M	KG/M ³	KG/M ³	DYN.M	M/S	M	10 ⁻⁸ M ³ /KG	CY/HR
10.	8.775	35.241		8.774	32.93	27.344	31.824	0.007	1485.8	10.	72.42	1.697
20.	8.704	35.252		8.702	38.37	27.363	31.845	0.014	1485.7	20.	70.77	2.070
30.	8.681	35.255		8.678	40.56	27.370	31.852	0.021	1485.8	30.	70.38	1.366
50.	8.654	35.264		8.649	42.96	27.381	31.864	0.036	1486.1	50.	69.68	1.978
75.	8.444	35.289		8.436	62.28	27.434	31.921	0.052	1485.7	74.	65.19	1.578
100.	8.115	35.238		8.105	60.64	27.445	31.940	0.068	1484.8	99.	64.58	1.335
125.	8.002	35.225		7.990	62.24	27.453	31.951	0.085	1484.8	124.	64.33	1.002
150.	7.989	35.229		7.974	64.96	27.458	31.956	0.101	1485.2	149.	64.32	1.048
175.	7.971	35.230		7.954	66.06	27.462	31.961	0.117	1485.5	173.	64.42	0.715
200.	7.930	35.226		7.910	66.70	27.465	31.965	0.133	1485.8	198.	64.60	0.501
250.	7.864	35.219		7.839	67.52	27.470	31.971	0.165	1486.3	247.	65.08	0.158
300.	7.842	35.218		7.812	67.62	27.473	31.975	0.198	1487.1	297.	65.71	0.510
350.	7.818	35.216		7.782	67.87	27.476	31.979	0.231	1487.8	346.	66.37	0.587
400.	7.812	35.218		7.771	67.77	27.480	31.983	0.264	1488.6	396.	67.00	0.244
450.	7.763	35.218		7.718	67.83	27.488	31.992	0.298	1489.2	445.	67.17	1.238

CHALLENGER 15 STATION 055

PRES DB	TEMP DEGC	SALIN PSU	DO ML/L	POTEMP DEGC	POTRAN %/M	SIGP0 KG/M ³	SIGP1 KG/M ³	DYNHT DYN.M	SNDV M/S	DEPTH M	SVANOM 10 ⁻⁸ M ³ /KG	BVFR CY/HR
10.	8.426	35.231		8.425	35.35	27.390	31.878	0.007	1484.5	10.	67.98	0.453
20.	8.327	35.236		8.325	41.10	27.410	31.900	0.014	1484.3	20.	66.37	2.980
30.	8.289	35.270		8.286	60.67	27.443	31.934	0.020	1484.4	30.	63.41	2.445
50.	8.271	35.269		8.266	62.63	27.445	31.936	0.033	1484.6	50.	63.61	0.206
75.	7.939	35.214		7.931	64.92	27.453	31.952	0.049	1483.7	74.	63.32	1.076
100.	7.884	35.214		7.874	66.14	27.461	31.962	0.064	1483.9	99.	63.02	1.009
125.	7.891	35.218		7.879	66.10	27.464	31.964	0.080	1484.4	124.	63.27	0.690
150.	7.850	35.216		7.835	67.08	27.469	31.970	0.096	1484.6	149.	63.25	0.710
175.	7.836	35.215		7.819	67.21	27.470	31.972	0.112	1485.0	173.	63.61	0.127
200.	7.833	35.216		7.813	67.38	27.472	31.974	0.128	1485.4	198.	63.94	0.530
250.	7.807	35.217		7.782	68.03	27.477	31.980	0.160	1486.1	247.	64.36	0.394
300.	7.779	35.223		7.749	67.81	27.487	31.990	0.192	1486.8	297.	64.39	0.978
350.	7.747	35.225		7.712	67.49	27.494	31.998	0.224	1487.5	346.	64.70	0.195

CHALLENGER 15 STATION 056

PRES DB	TEMP DEGC	SALIN PSU	DO ML/L	POTEMP DEGC	POTRAN %/M	SIGP0 KG/M ³	SIGP1 KG/M ³	DYNHT DYN.M	SNDV M/S	DEPTH M	SVANOM 10 ⁻⁸ M ³ /KG	BVFR CY/HR
10.	8.180	35.221		8.179	47.33	27.421	31.914	0.006	1483.6	10.	65.09	-0.486
20.	8.162	35.222		8.160	47.68	27.425	31.918	0.013	1483.7	20.	64.95	1.483
30.	8.100	35.222		8.097	49.80	27.434	31.930	0.019	1483.6	30.	64.22	1.443
50.	8.069	35.224		8.064	51.60	27.440	31.936	0.032	1483.8	50.	64.06	0.947
75.	7.995	35.225		7.987	55.82	27.453	31.951	0.048	1484.0	74.	63.32	1.451
100.	7.961	35.226		7.951	58.50	27.459	31.958	0.064	1484.2	99.	63.21	0.726
125.	7.940	35.227		7.927	57.89	27.463	31.963	0.080	1484.6	124.	63.32	0.097
150.	7.941	35.227		7.925	56.95	27.464	31.963	0.096	1485.0	149.	63.77	-0.086
175.	7.942	35.227		7.924	53.30	27.464	31.963	0.112	1485.4	173.	64.23	-0.041
200.	7.944	35.227		7.924	52.47	27.464	31.963	0.128	1485.8	198.	64.72	-0.267

CHALLENGER 15 STATION 057

PRES DB	TEMP DEGC	SALIN PSU	DO ML/L	POTEMP DEGC	POTRAN %/M	SIGP0 KG/M ³	SIGP1 KG/M ³	DYNHT DYN.M	SNDV M/S	DEPTH M	SVANOM 10 ⁻⁸ M ³ /KG	BVFR CY/HR
10.	8.755	35.230		8.754	45.27	27.338	31.819	0.007	1485.7	10.	72.92	3.819
20.	8.478	35.232		8.475	44.08	27.384	31.870	0.015	1484.9	20.	68.82	2.839
30.	8.407	35.229		8.404	44.49	27.392	31.880	0.021	1484.8	30.	68.23	1.483
50.	8.376	35.229		8.371	45.37	27.397	31.886	0.035	1485.0	50.	68.15	0.238
75.	8.207	35.230		8.199	52.28	27.424	31.917	0.052	1484.8	74.	66.07	2.455
100.	8.129	35.234		8.119	59.46	27.440	31.935	0.068	1484.9	99.	65.08	1.262
125.	8.038	35.224		8.026	60.73	27.446	31.943	0.084	1484.9	124.	64.98	0.941
150.	8.072	35.242		8.056	62.67	27.456	31.952	0.101	1485.5	149.	64.55	0.817
175.	8.087	35.249		8.069	62.03	27.460	31.956	0.117	1486.0	173.	64.70	0.301
200.	8.086	35.250		8.065	60.09	27.461	31.957	0.133	1486.4	198.	65.11	-0.009
250.	8.083	35.248		8.058	54.34	27.461	31.957	0.166	1487.2	247.	66.11	0.225

CHALLENGER 15 STATION 058

PRES DB	TEMP DEGC	SALIN PSU	DO ML/L	POTEMP DEGC	POTRAN %/M	SIGP0 KG/M ³	SIGP1 KG/M ³	DYNHT DYN.M	SNDV M/S	DEPTH M	SVANOM 10 ⁻⁸ M ³ /KG	BVFR CY/HR
10.	8.853	35.232		8.852	34.83	27.324	31.802	0.007	1486.1	10.	74.30	1.857
20.	8.760	35.231		8.758	34.19	27.338	31.819	0.015	1485.9	20.	73.15	1.407
30.	8.742	35.231		8.738	34.21	27.341	31.822	0.022	1486.0	30.	73.10	0.834
50.	8.591	35.227		8.586	36.95	27.362	31.846	0.037	1485.8	50.	71.49	2.783
75.	8.159	35.218		8.151	48.40	27.422	31.916	0.054	1484.6	74.	66.27	1.720
100.	7.971	35.215		7.961	57.84	27.449	31.947	0.070	1484.3	99.	64.21	1.227
125.	7.933	35.215		7.920	60.63	27.455	31.955	0.086	1484.5	124.	64.10	0.701
150.	7.895	35.215		7.880	64.08	27.461	31.962	0.102	1484.8	149.	63.97	0.172
175.	7.889	35.216		7.871	64.68	27.463	31.964	0.118	1485.2	173.	64.29	0.859
200.	7.864	35.217		7.844	66.20	27.468	31.969	0.134	1485.5	198.	64.35	0.049
250.	7.847	35.217		7.822	67.09	27.471	31.973	0.166	1486.3	247.	64.98	0.133
300.	7.841	35.218		7.810	67.51	27.474	31.976	0.199	1487.1	297.	65.68	0.686
350.	7.827	35.218		7.791	67.64	27.477	31.979	0.232	1487.8	346.	66.34	0.655
400.	7.751	35.221		7.711	67.12	27.491	31.996	0.265	1488.4	396.	65.86	0.599
450.	7.738	35.221		7.693	67.00	27.494	31.998	0.298	1489.2	445.	66.56	0.509

CHALLENGER 15 STATION 059

PRES	TEMP	SALIN	DO	POTEMP	POTRAN	SIGP0	SIGP1	DYNHT	SNDV	DEPTH	SVANOM	BVFR
DB	DEGC	PSU	ML/L	DEGC	%/M	KG/M ³	KG/M ³	DYN.M	M/S	M	10 ⁻⁸ M ³ /KG	CY/HR
10.	8.806	35.228		8.805	42.68	27.328	31.807	0.007	1485.9	10.	73.89	1.555
20.	8.728	35.226		8.725	42.33	27.340	31.821	0.015	1485.8	20.	72.99	1.139
30.	8.710	35.226		8.707	41.84	27.343	31.824	0.022	1485.9	30.	72.92	1.012
50.	8.484	35.217		8.478	42.35	27.371	31.858	0.036	1485.4	50.	70.63	2.369
75.	8.270	35.210		8.262	46.18	27.399	31.891	0.054	1485.0	74.	68.47	1.693
100.	7.991	35.206		7.981	57.74	27.439	31.937	0.071	1484.3	99.	65.18	2.099
125.	7.936	35.208		7.923	63.32	27.449	31.948	0.087	1484.5	124.	64.69	0.714
150.	7.916	35.208		7.901	63.93	27.453	31.953	0.103	1484.9	149.	64.81	0.591
175.	7.896	35.209		7.878	64.68	27.457	31.957	0.119	1485.2	173.	64.89	1.091
200.	7.874	35.211		7.854	66.16	27.462	31.963	0.135	1485.5	198.	64.87	0.705
250.	7.866	35.215		7.841	66.92	27.467	31.968	0.168	1486.3	247.	65.41	0.762
300.	7.849	35.216		7.819	67.24	27.471	31.973	0.201	1487.1	297.	65.93	0.283
350.	7.838	35.216		7.802	67.36	27.474	31.976	0.234	1487.9	346.	66.66	0.414
400.	7.833	35.216		7.793	67.51	27.475	31.977	0.267	1488.7	396.	67.50	0.477
450.	7.824	35.215		7.779	67.58	27.476	31.979	0.301	1489.5	445.	68.28	0.371
500.	7.810	35.216		7.758	67.56	27.480	31.983	0.336	1490.2	495.	68.91	0.359
550.	7.813	35.220		7.757	67.52	27.483	31.986	0.370	1491.1	544.	69.54	0.980
600.	7.764	35.222		7.702	67.20	27.493	31.997	0.405	1491.7	593.	69.48	0.530

CHALLENGER 15 STATION 060

PRES	TEMP	SALIN	DO	POTEMP	POTRAN	SIGP0	SIGP1	DYNHT	SNDV	DEPTH	SVANOM	BVFR
DB	DEGC	PSU	ML/L	DEGC	%/M	KG/M ³	KG/M ³	DYN.M	M/S	M	10 ⁻⁸ M ³ /KG	CY/HR
10.	9.088	35.225		9.087	41.05	27.281	31.754	0.008	1487.0	10.	78.38	1.887
20.	8.887	35.219		8.884	39.93	27.309	31.786	0.016	1486.4	20.	75.96	2.483
30.	8.554	35.211		8.551	45.53	27.355	31.841	0.023	1485.3	30.	71.72	4.288
50.	8.145	35.208		8.139	58.13	27.417	31.911	0.037	1484.1	50.	66.29	2.292
75.	8.030	35.207		8.022	62.94	27.434	31.931	0.053	1484.1	74.	65.17	1.350
100.	7.993	35.209		7.983	64.51	27.441	31.939	0.069	1484.3	99.	64.99	0.961
125.	7.958	35.212		7.946	64.98	27.449	31.947	0.086	1484.6	124.	64.72	1.005
150.	7.931	35.214		7.916	65.63	27.455	31.954	0.102	1484.9	149.	64.63	0.643
175.	7.922	35.214		7.904	65.72	27.457	31.957	0.118	1485.3	173.	64.91	0.592
200.	7.895	35.214		7.874	66.31	27.461	31.961	0.134	1485.6	198.	65.00	0.628
250.	7.888	35.218		7.863	66.92	27.466	31.967	0.167	1486.4	247.	65.44	0.588
300.	7.870	35.218		7.840	67.23	27.469	31.970	0.200	1487.2	297.	66.14	0.201
350.	7.872	35.220		7.836	67.39	27.471	31.973	0.233	1488.0	346.	66.89	0.245
400.	7.867	35.220		7.826	67.18	27.473	31.975	0.267	1488.8	396.	67.69	0.431
450.	7.854	35.219		7.808	67.45	27.475	31.977	0.301	1489.6	445.	68.47	0.422
500.	7.844	35.219		7.793	67.62	27.478	31.980	0.335	1490.4	495.	69.15	0.401
550.	7.819	35.220		7.763	67.68	27.482	31.985	0.370	1491.1	544.	69.63	0.641
600.	7.788	35.221		7.727	67.85	27.488	31.992	0.405	1491.8	593.	69.96	0.686
650.	7.590	35.195		7.524	67.93	27.498	32.006	0.440	1491.9	643.	69.73	1.023
700.	7.572	35.207		7.501	67.86	27.510	32.020	0.474	1492.6	692.	69.42	0.673
750.	7.432	35.202		7.356	67.70	27.527	32.040	0.509	1492.9	741.	68.51	1.167
800.	7.320	35.204		7.240	67.58	27.546	32.061	0.543	1493.3	791.	67.49	1.040
850.	7.186	35.198		7.101	67.49	27.561	32.079	0.577	1493.6	840.	66.71	1.606
900.	6.710	35.157		6.624	67.42	27.595	32.125	0.609	1492.6	889.	63.40	2.017
950.	6.460	35.142		6.370	66.70	27.616	32.153	0.640	1492.4	939.	61.63	0.397

CHALLENGER 15 STATION 061

PRES	TEMP	SALIN	DO	POTEMP	POTRAN	SIGP0	SIGP1	DYNHT	SNDV	DEPTH	SVANOM	BVFR
DB	DEGC	PSU	ML/L	DEGC	%/M	KG/M ³	KG/M ³	DYN.M	M/S	M	10 ⁻⁸ M ³ /KG	CY/HR
10.	9.013	35.231		9.012	42.02	27.298	31.773	0.008	1486.7	10.	76.76	0.292
20.	8.824	35.232		8.822	42.95	27.329	31.808	0.015	1486.2	20.	74.06	3.119
30.	8.625	35.231		8.621	49.13	27.360	31.843	0.023	1485.6	30.	71.32	3.474
50.	8.287	35.232		8.282	59.84	27.413	31.904	0.036	1484.7	50.	66.64	1.845
75.	8.246	35.250		8.238	65.18	27.435	31.927	0.053	1484.9	74.	65.11	0.924
100.	8.199	35.247		8.189	66.05	27.439	31.933	0.069	1485.2	99.	65.15	0.739
125.	8.131	35.237		8.118	66.95	27.442	31.937	0.085	1485.3	124.	65.37	0.669
150.	8.082	35.230		8.067	67.47	27.445	31.941	0.102	1485.5	149.	65.59	0.594
175.	8.042	35.225		8.025	67.51	27.447	31.944	0.118	1485.8	173.	65.87	0.789
200.	7.982	35.216		7.962	67.57	27.450	31.948	0.135	1486.0	198.	66.06	0.261
250.	7.893	35.211		7.867	66.95	27.460	31.960	0.168	1486.4	247.	66.06	0.845
300.	7.887	35.215		7.856	67.29	27.464	31.965	0.201	1487.2	297.	66.59	-0.019
350.	7.873	35.213		7.837	67.36	27.466	31.967	0.234	1488.0	346.	67.38	0.385
400.	7.862	35.214		7.822	67.58	27.469	31.971	0.268	1488.8	396.	68.07	0.615
450.	7.863	35.214		7.817	67.44	27.470	31.972	0.302	1489.6	445.	68.94	0.070
500.	7.847	35.213		7.796	67.46	27.472	31.974	0.337	1490.4	495.	69.66	0.399
550.	7.838	35.215		7.781	67.67	27.476	31.978	0.372	1491.2	544.	70.28	0.408
600.	7.802	35.212		7.740	67.57	27.479	31.983	0.407	1491.9	593.	70.82	0.563
650.	7.738	35.205		7.672	67.53	27.484	31.990	0.443	1492.4	643.	71.19	0.547
700.	7.641	35.190		7.569	67.67	27.488	31.995	0.478	1492.9	692.	71.66	0.463
750.	7.564	35.184		7.487	67.70	27.494	32.004	0.514	1493.4	741.	71.83	0.765
800.	7.456	35.184		7.374	67.82	27.511	32.023	0.550	1493.8	791.	71.02	0.833
850.	7.042	35.147		6.958	67.77	27.541	32.063	0.585	1493.0	840.	68.29	1.880
900.	6.860	35.157		6.772	67.71	27.574	32.101	0.618	1493.1	889.	65.61	1.617
950.	6.386	35.135		6.296	67.52	27.621	32.159	0.650	1492.1	939.	61.03	1.419
1000.	6.270	35.131		6.176	67.30	27.633	32.175	0.680	1492.4	988.	60.39	-0.112
1050.	5.995	35.112		5.898	66.86	27.654	32.202	0.710	1492.2	1037.	58.53	1.389
1100.	5.810	35.097		5.710	66.58	27.666	32.219	0.739	1492.2	1087.	57.66	0.953

CHALLENGER 15 STATION 062

PRES	TEMP	SALIN	DO	POTEMP	POTRAN	SIGP0	SIGP1	DYNHT	SNDV	DEPTH	SVANOM	BVFR
DB	DEGC	PSU	ML/L	DEGC	%/M	KG/M ³	KG/M ³	DYN.M	M/S	M	10 ⁻⁸ M ³ /KG	CY/HR
10.	8.943	35.217		8.942	41.15	27.298	31.774	0.008	1486.4	10.	76.78	1.673
20.	8.787	35.215		8.785	42.67	27.322	31.801	0.015	1486.0	20.	74.73	2.763
30.	8.698	35.213		8.695	43.01	27.334	31.816	0.023	1485.8	30.	73.77	1.636
50.	8.394	35.208		8.389	52.09	27.378	31.867	0.037	1485.0	50.	69.95	2.485
75.	8.193	35.207		8.185	58.34	27.409	31.902	0.054	1484.7	74.	67.53	1.989
100.	7.999	35.207		7.989	62.98	27.439	31.937	0.071	1484.4	99.	65.17	1.176
125.	7.957	35.210		7.944	64.37	27.447	31.946	0.087	1484.6	124.	64.83	0.835
150.	7.935	35.212		7.920	65.08	27.453	31.953	0.103	1485.0	149.	64.77	1.208
175.	7.898	35.215		7.880	66.08	27.461	31.961	0.119	1485.2	173.	64.51	0.957
200.	7.886	35.216		7.866	66.44	27.464	31.964	0.136	1485.6	198.	64.73	0.356
250.	7.871	35.218		7.846	66.82	27.468	31.969	0.168	1486.4	247.	65.25	0.354
300.	7.861	35.217		7.831	66.60	27.470	31.971	0.201	1487.1	297.	66.07	0.360
350.	7.854	35.217		7.819	66.10	27.472	31.973	0.234	1487.9	346.	66.86	0.315
400.	7.840	35.215		7.800	66.41	27.473	31.975	0.268	1488.7	396.	67.66	0.022
450.	7.835	35.216		7.789	67.68	27.475	31.978	0.302	1489.5	445.	68.39	0.323
500.	7.833	35.217		7.782	67.90	27.478	31.980	0.336	1490.3	495.	69.14	0.638
550.	7.792	35.214		7.736	67.98	27.482	31.986	0.371	1491.0	544.	69.61	0.772
600.	7.752	35.216		7.690	67.94	27.490	31.995	0.406	1491.7	593.	69.75	1.098
650.	7.607	35.206		7.541	67.93	27.504	32.012	0.440	1491.9	643.	69.17	0.835
700.	7.333	35.184		7.263	67.88	27.527	32.041	0.475	1491.7	692.	67.52	2.380
750.	7.163	35.174		7.089	67.82	27.544	32.063	0.508	1491.8	741.	66.49	1.702
800.	6.926	35.163		6.848	67.75	27.568	32.093	0.541	1491.7	791.	64.65	1.267
850.	6.436	35.127		6.356	67.68	27.607	32.144	0.573	1490.6	840.	60.90	0.716
900.	6.093	35.123		6.010	66.81	27.649	32.194	0.602	1490.1	889.	57.05	1.817
950.	0.866	34.960		0.817	64.38	28.025	32.710	0.622	1468.6	939.	10.04	1.149

CHALLENGER 15 STATION 063

PRES DB	TEMP DEGC	SALIN PSU	DO ML/L	POTEMP DEGC	POTRAN %/M	SIGP0 KG/M ³	SIGP1 KG/M ³	DYNHT DYN.M	SNDV M/S	DEPTH M	SVANOM 10 ⁻⁸ M ³ /KG	BVFR CY/HR
10.	8.942	35.218		8.941	43.01	27.299	31.775	0.008	1486.4	10.	76.65	1.028
20.	8.802	35.216		8.800	42.66	27.320	31.800	0.015	1486.1	20.	74.87	2.631
30.	8.631	35.213		8.628	45.83	27.345	31.828	0.023	1485.6	30.	72.76	2.952
50.	8.315	35.209		8.310	55.55	27.391	31.882	0.037	1484.7	50.	68.71	2.809
75.	8.017	35.210		8.009	60.93	27.438	31.935	0.054	1484.0	74.	64.80	1.914
100.	7.949	35.211		7.939	62.83	27.449	31.948	0.070	1484.2	99.	64.21	1.267
125.	7.919	35.211		7.906	64.05	27.454	31.954	0.086	1484.5	124.	64.17	0.963
150.	7.895	35.213		7.880	64.51	27.459	31.960	0.102	1484.8	149.	64.18	0.705
175.	7.875	35.214		7.857	64.70	27.464	31.965	0.118	1485.1	173.	64.23	0.621
200.	7.863	35.216		7.842	66.13	27.468	31.969	0.134	1485.5	198.	64.35	0.467
250.	7.849	35.217		7.824	66.79	27.471	31.973	0.166	1486.3	247.	64.94	0.380
300.	7.832	35.217		7.802	66.12	27.474	31.976	0.199	1487.0	297.	65.64	0.322
350.	7.824	35.216		7.789	67.38	27.476	31.978	0.232	1487.8	346.	66.45	0.093
400.	7.790	35.214		7.749	67.97	27.480	31.983	0.265	1488.5	396.	66.99	0.491
450.	7.752	35.216		7.706	68.02	27.488	31.992	0.299	1489.2	445.	67.16	0.574
500.	7.659	35.210		7.609	67.95	27.498	32.004	0.332	1489.7	495.	67.06	1.139
550.	7.586	35.208		7.530	67.87	27.507	32.016	0.366	1490.2	544.	66.97	1.535
600.	7.451	35.198		7.391	67.80	27.520	32.032	0.399	1490.5	593.	66.55	0.089
650.	7.337	35.193		7.273	67.75	27.533	32.047	0.432	1490.9	643.	66.06	1.108
700.	7.107	35.176		7.038	67.72	27.552	32.072	0.465	1490.8	692.	64.76	1.664
750.	5.282	35.116		5.219	66.88	27.742	32.307	0.494	1484.4	741.	44.64	4.027
800.	-0.141	34.921		-0.174	65.97	28.051	32.766	0.504	1461.5	791.	4.96	1.063

CHALLENGER 15 STATION 064

PRES DB	TEMP DEGC	SALIN PSU	DO ML/L	POTEMP DEGC	POTRAN %/M	SIGP0 KG/M ³	SIGP1 KG/M ³	DYNHT DYN.M	SNDV M/S	DEPTH M	SVANOM 10 ⁻⁸ M ³ /KG	BVFR CY/HR
10.	9.024	35.219		9.023	43.56	27.286	31.761	0.008	1486.7	10.	77.87	-0.933
20.	8.881	35.214		8.878	42.05	27.306	31.784	0.015	1486.3	20.	76.21	2.965
30.	8.665	35.213		8.661	45.66	27.339	31.822	0.023	1485.7	30.	73.24	3.428
50.	8.362	35.206		8.357	52.86	27.382	31.871	0.037	1484.9	50.	69.64	2.335
75.	7.964	35.203		7.956	64.38	27.441	31.939	0.054	1483.8	74.	64.50	1.301
100.	7.908	35.208		7.898	65.17	27.453	31.953	0.070	1484.0	99.	63.82	1.057
125.	7.892	35.210		7.880	65.58	27.457	31.957	0.086	1484.4	124.	63.91	0.633
150.	7.874	35.211		7.859	65.61	27.461	31.962	0.102	1484.7	149.	64.00	0.625
175.	7.868	35.211		7.850	65.77	27.463	31.964	0.118	1485.1	173.	64.33	0.381
200.	7.861	35.212		7.841	66.23	27.465	31.966	0.134	1485.5	198.	64.64	0.527
250.	7.840	35.211		7.815	66.33	27.468	31.970	0.167	1486.2	247.	65.29	0.392
300.	7.839	35.215		7.809	66.41	27.471	31.973	0.199	1487.1	297.	65.90	0.992
350.	7.834	35.216		7.798	67.33	27.474	31.976	0.232	1487.9	346.	66.60	0.285
400.	7.796	35.211		7.755	68.00	27.477	31.980	0.266	1488.5	396.	67.27	0.307
450.	7.767	35.211		7.721	68.01	27.482	31.986	0.300	1489.3	445.	67.71	0.817
500.	7.681	35.208		7.630	67.98	27.493	31.999	0.333	1489.7	495.	67.53	0.725
550.	7.501	35.202		7.446	67.84	27.515	32.025	0.367	1489.9	544.	66.20	1.356
600.	7.169	35.187		7.111	67.71	27.551	32.069	0.399	1489.4	593.	63.22	2.056
650.	3.488	35.041		3.442	66.65	27.876	32.487	0.421	1475.2	643.	27.84	2.877
700.	0.205	34.915		0.174	66.65	28.028	32.732	0.429	1461.4	692.	7.88	1.265

CHALLENGER 15 STATION 065

PRES DB	TEMP DEGC	SALIN PSU	DO ML/L	POTEMP DEGC	POTRAN %/M	SIGP0 KG/M ³	SIGP1 KG/M ³	DYNHT DYN.M	SNDV M/S	DEPTH M	SVANOM 10 ⁻⁸ M ³ /KG	BVFR CY/HR
10.	8.612	35.214		8.611	40.67	27.348	31.832	0.007	1485.2	10.	71.98	0.840
20.	8.490	35.215		8.488	42.99	27.368	31.855	0.014	1484.9	20.	70.27	2.886
30.	8.256	35.212		8.253	49.94	27.402	31.894	0.021	1484.2	30.	67.26	3.118
50.	7.991	35.207		7.986	59.68	27.439	31.937	0.034	1483.5	50.	64.19	1.711
75.	7.886	35.207		7.879	64.88	27.455	31.956	0.050	1483.5	74.	63.11	1.146
100.	7.857	35.208		7.847	66.30	27.461	31.962	0.066	1483.8	99.	63.07	0.536
125.	7.840	35.209		7.828	66.72	27.464	31.966	0.082	1484.2	124.	63.20	0.288
150.	7.837	35.209		7.822	67.00	27.465	31.967	0.098	1484.6	149.	63.61	0.536
175.	7.832	35.210		7.814	66.91	27.467	31.969	0.114	1485.0	173.	63.93	0.756
200.	7.822	35.210		7.802	66.98	27.469	31.971	0.130	1485.3	198.	64.21	0.478
250.	7.808	35.212		7.783	67.62	27.473	31.976	0.162	1486.1	247.	64.76	0.600
300.	7.803	35.212		7.772	67.80	27.475	31.978	0.194	1486.9	297.	65.56	0.290
350.	7.777	35.210		7.742	67.61	27.478	31.982	0.227	1487.6	346.	66.18	0.396
400.	7.733	35.207		7.692	67.74	27.483	31.988	0.261	1488.3	396.	66.63	0.516
450.	7.666	35.207		7.621	67.77	27.493	32.000	0.294	1488.9	445.	66.53	0.919
500.	6.793	35.181		6.746	67.16	27.597	32.124	0.325	1486.3	495.	56.70	3.396
550.	5.759	35.129		5.712	66.21	27.692	32.244	0.351	1483.0	544.	47.30	2.837
600.	4.024	35.051		3.980	65.83	27.829	32.426	0.371	1476.6	593.	32.55	2.754

CHALLENGER 15 STATION 066

PRES DB	TEMP DEGC	SALIN PSU	DO ML/L	POTEMP DEGC	POTRAN %/M	SIGP0 KG/M ³	SIGP1 KG/M ³	DYNHT DYN.M	SNDV M/S	DEPTH M	SVANOM 10 ⁻⁸ M ³ /KG	BVFR CY/HR
10.	8.982	35.294		8.981	49.99	27.352	31.827	0.007	1486.7	10.	71.64	0.090
20.	8.985	35.294		8.983	49.85	27.351	31.826	0.014	1486.8	20.	71.90	-0.064
30.	8.937	35.292		8.934	49.88	27.358	31.834	0.022	1486.8	30.	71.48	1.561
50.	8.858	35.300		8.852	50.96	27.377	31.855	0.036	1486.9	50.	70.09	1.309
75.	8.777	35.306		8.769	56.34	27.396	31.875	0.053	1487.0	74.	68.90	1.895
100.	8.600	35.308		8.589	63.32	27.425	31.908	0.070	1486.7	99.	66.62	1.775
125.	8.526	35.305		8.513	64.43	27.435	31.920	0.087	1486.9	124.	66.20	0.817
150.	8.308	35.278		8.292	64.87	27.448	31.939	0.103	1486.4	149.	65.38	0.998
175.	8.088	35.244		8.070	65.08	27.455	31.951	0.119	1486.0	173.	65.13	0.999
200.	8.020	35.234		8.000	65.31	27.458	31.955	0.136	1486.1	198.	65.34	0.216
250.	7.918	35.228		7.893	65.72	27.469	31.969	0.168	1486.6	247.	65.20	0.764
300.	7.882	35.228		7.852	65.03	27.476	31.976	0.201	1487.2	297.	65.54	0.489
350.	7.863	35.228		7.827	64.82	27.479	31.980	0.234	1488.0	346.	66.18	0.627

CHALLENGER 15 STATION 067

PRES	TEMP	SALIN	DO	POTEMP	POTRAN	SIGP0	SIGP1	DYNHT	SNDV	DEPTH	SVANOM	BVFR
DB	DEGC	PSU	ML/L	DEGC	%/M	KG/M ³	KG/M ³	DYN.M	M/S	M	10 ⁻⁸ M ³ /KG	CY/HR
10.	8.588	35.243		8.587	32.61	27.375	31.859	0.007	1485.1	10.	69.46	0.122
20.	8.060	35.219		8.058	36.40	27.437	31.933	0.014	1483.3	20.	63.78	5.419
30.	7.538	35.194		7.535	53.06	27.495	32.004	0.020	1481.5	30.	58.42	2.546
50.	7.510	35.199		7.505	59.09	27.504	32.013	0.031	1481.7	50.	58.00	0.848
75.	7.511	35.199		7.504	60.14	27.504	32.013	0.046	1482.1	74.	58.40	0.049
100.	7.516	35.200		7.506	60.37	27.504	32.013	0.061	1482.5	99.	58.87	0.071
125.	7.499	35.199		7.487	61.33	27.507	32.016	0.075	1482.9	124.	59.09	0.562
150.	7.479	35.197		7.465	61.13	27.508	32.018	0.090	1483.2	149.	59.41	-0.052
175.	7.472	35.196		7.455	61.08	27.509	32.019	0.105	1483.6	173.	59.81	-0.225

CHALLENGER 15 STATION 068

PRES	TEMP	SALIN	DO	POTEMP	POTRAN	SIGP0	SIGP1	DYNHT	SNDV	DEPTH	SVANOM	BVFR
DB	DEGC	PSU	ML/L	DEGC	%/M	KG/M ³	KG/M ³	DYN.M	M/S	M	10 ⁻⁸ M ³ /KG	CY/HR
10.	8.809	35.285		8.808	53.07	27.373	31.851	0.007	1486.0	10.	69.69	-0.339
20.	8.806	35.285		8.804	53.03	27.373	31.852	0.014	1486.2	20.	69.83	0.602
30.	8.796	35.284		8.792	53.26	27.375	31.854	0.021	1486.3	30.	69.91	0.472
50.	8.783	35.284		8.778	54.08	27.376	31.856	0.035	1486.6	50.	70.18	0.417
75.	8.633	35.280		8.625	57.61	27.398	31.880	0.052	1486.4	74.	68.69	2.549
100.	8.354	35.267		8.344	60.99	27.431	31.920	0.069	1485.8	99.	65.98	2.153
125.	8.178	35.255		8.165	62.84	27.449	31.943	0.086	1485.5	124.	64.72	1.961
150.	7.616	35.208		7.601	62.15	27.497	32.004	0.101	1483.7	149.	60.50	-0.926
175.	7.565	35.204		7.548	61.96	27.502	32.010	0.116	1483.9	173.	60.51	0.755

CHALLENGER 15 STATION 069

PRES	TEMP	SALIN	DO	POTEMP	POTRAN	SIGP0	SIGP1	DYNHT	SNDV	DEPTH	SVANOM	BVFR
DB	DEGC	PSU	ML/L	DEGC	%/M	KG/M ³	KG/M ³	DYN.M	M/S	M	10 ⁻⁸ M ³ /KG	CY/HR
10.	8.658	35.280		8.657	53.63	27.393	31.875	0.007	1485.4	10.	67.76	0.410
20.	8.658	35.280		8.656	53.55	27.393	31.875	0.014	1485.6	20.	67.96	0.140
30.	8.645	35.281		8.642	54.17	27.395	31.878	0.020	1485.7	30.	67.93	0.725
50.	8.536	35.279		8.531	56.34	27.412	31.897	0.034	1485.6	50.	66.79	1.998
75.	8.147	35.253		8.139	61.19	27.452	31.946	0.050	1484.6	74.	63.49	1.184
100.	8.072	35.245		8.061	57.77	27.457	31.953	0.066	1484.7	99.	63.45	1.312
125.	7.795	35.228		7.783	59.94	27.486	31.988	0.082	1484.0	124.	61.14	1.881
150.	7.659	35.222		7.644	61.44	27.501	32.007	0.097	1483.9	149.	60.13	0.971
175.	7.583	35.218		7.566	61.96	27.510	32.017	0.112	1484.0	173.	59.77	1.425
200.	7.478	35.212		7.458	62.49	27.521	32.031	0.127	1484.0	198.	59.10	0.756
250.	7.417	35.213		7.393	63.23	27.531	32.043	0.156	1484.6	247.	59.06	0.881
300.	7.350	35.209		7.321	62.97	27.538	32.051	0.186	1485.2	297.	59.28	0.066
350.	7.191	35.197		7.157	62.87	27.552	32.070	0.215	1485.4	346.	58.72	1.233

CHALLENGER 15 STATION 070

PRES	TEMP	SALIN	DO	POTEMP	POTRAN	SIGP0	SIGP1	DYNHT	SNDV	DEPTH	SVANOM	BVFR
DB	DEGC	PSU	ML/L	DEGC	%/M	KG/M ³	KG/M ³	DYN.M	M/S	M	10 ⁻⁸ M ³ /KG	CY/HR
10.	8.971	35.305		8.970	52.74	27.362	31.837	0.007	1486.6	10.	70.68	0.434
20.	8.950	35.304		8.947	52.89	27.365	31.841	0.014	1486.7	20.	70.60	0.966
30.	8.877	35.298		8.874	53.51	27.373	31.850	0.021	1486.6	30.	70.12	1.738
50.	8.694	35.294		8.689	58.22	27.399	31.880	0.035	1486.2	50.	68.05	1.892
75.	8.543	35.292		8.535	61.57	27.421	31.906	0.052	1486.1	74.	66.43	1.973
100.	8.300	35.272		8.290	63.69	27.443	31.934	0.068	1485.6	99.	64.79	1.972
125.	8.144	35.251		8.132	64.34	27.452	31.946	0.084	1485.4	124.	64.49	1.083
150.	8.051	35.240		8.036	64.70	27.457	31.954	0.101	1485.4	149.	64.43	0.465
175.	7.953	35.230		7.936	65.18	27.465	31.964	0.117	1485.5	173.	64.18	0.828
200.	7.910	35.226		7.890	65.39	27.469	31.969	0.133	1485.7	198.	64.28	1.138
250.	7.835	35.229		7.810	66.04	27.483	31.984	0.165	1486.2	247.	63.89	1.659
300.	7.678	35.224		7.648	65.97	27.503	32.008	0.197	1486.5	297.	62.84	0.011
350.	7.430	35.212		7.396	65.66	27.530	32.042	0.228	1486.3	346.	61.00	2.263
400.	6.477	35.161		6.440	65.23	27.622	32.157	0.256	1483.4	396.	52.34	1.844
450.	5.749	35.126		5.710	65.66	27.689	32.242	0.280	1481.3	445.	46.07	1.361
500.	5.450	35.116		5.408	65.74	27.719	32.279	0.303	1480.9	495.	43.66	2.678
550.	3.404	35.029		3.366	65.86	27.873	32.487	0.319	1473.2	544.	27.03	2.354
600.	1.571	34.946		1.538	66.22	27.964	32.628	0.329	1466.0	593.	16.06	0.330
650.	0.863	34.928		0.832	66.07	27.999	32.683	0.336	1463.6	643.	11.76	2.590

CHALLENGER 15 STATION 071

PRES	TEMP	SALIN	DO	POTEMP	POTRAN	SIGP0	SIGP1	DYNHT	SNDV	DEPTH	SVANOM	BVFR
DB	DEGC	PSU	ML/L	DEGC	%/M	KG/M ³	KG/M ³	DYN.M	M/S	M	10 ⁻⁸ M ³ /KG	CY/HR
10.	8.731	35.216		8.730	42.52	27.331	31.812	0.007	1485.6	10.	73.63	-0.102
20.	8.725	35.217		8.722	42.45	27.333	31.814	0.015	1485.8	20.	73.64	1.017
30.	8.621	35.217		8.618	45.29	27.349	31.833	0.022	1485.6	30.	72.29	2.592
50.	8.348	35.217		8.343	54.67	27.392	31.882	0.036	1484.9	50.	68.64	2.175
75.	8.224	35.221		8.216	56.79	27.415	31.907	0.053	1484.8	74.	67.00	1.376
100.	8.071	35.221		8.061	60.56	27.438	31.934	0.070	1484.7	99.	65.23	1.567
125.	8.040	35.225		8.027	62.39	27.447	31.944	0.086	1485.0	124.	64.87	1.157
150.	7.993	35.217		7.978	63.21	27.448	31.946	0.102	1485.2	149.	65.27	0.354
175.	7.939	35.212		7.921	64.40	27.453	31.952	0.118	1485.4	173.	65.32	0.724
200.	7.915	35.212		7.894	64.96	27.457	31.957	0.135	1485.7	198.	65.39	1.006
250.	7.859	35.214		7.834	66.51	27.467	31.968	0.167	1486.3	247.	65.37	0.562
300.	7.837	35.213		7.806	66.95	27.471	31.973	0.200	1487.0	297.	65.95	0.506
350.	7.784	35.217		7.749	66.80	27.483	31.986	0.233	1487.7	346.	65.76	1.128
400.	7.716	35.219		7.676	66.19	27.495	32.000	0.266	1488.2	396.	65.52	0.595
450.	7.502	35.211		7.458	65.88	27.520	32.030	0.298	1488.2	445.	63.85	0.740
500.	7.095	35.191		7.046	66.26	27.563	32.083	0.329	1487.5	495.	60.24	2.442
550.	6.096	35.148		6.047	65.48	27.664	32.208	0.358	1484.3	544.	50.36	3.168
600.	3.879	35.043		3.835	65.32	27.837	32.438	0.378	1476.0	593.	31.56	4.543
650.	0.041	34.924		0.014	66.42	28.044	32.752	0.387	1459.8	643.	6.04	3.025
700.	-0.402	34.902		-0.429	66.68	28.049	32.771	0.389	1458.6	692.	4.72	-0.204
750.	-0.395	34.902		-0.425	66.64	28.049	32.770	0.392	1459.5	741.	4.70	-0.059
800.	-0.386	34.902		-0.417	66.57	28.048	32.770	0.394	1460.3	791.	4.68	0.355

CHALLENGER 15 STATION 072

PRES	TEMP	SALIN	DO	POTEMP	POTRAN	SIGP0	SIGP1	DYNHT	SNDV	DEPTH	SVANOM	BVFR
DB	DEGC	PSU	ML/L	DEGC	%/M	KG/M ³	KG/M ³	DYN.M	M/S	M	10 ⁻⁸ M ³ /KG	CY/HR
10.	8.753	35.214		8.752	43.46	27.326	31.807	0.007	1485.7	10.	74.08	0.329
20.	8.757	35.215		8.755	43.50	27.326	31.807	0.015	1485.9	20.	74.29	-0.013
30.	8.755	35.215		8.752	43.53	27.326	31.807	0.022	1486.0	30.	74.48	0.212
50.	8.493	35.234		8.488	50.83	27.383	31.870	0.037	1485.4	50.	69.48	2.900
75.	8.283	35.233		8.275	55.22	27.415	31.906	0.054	1485.1	74.	66.98	1.831
100.	8.300	35.259		8.290	57.80	27.433	31.924	0.070	1485.6	99.	65.77	0.508
125.	8.268	35.266		8.255	62.52	27.445	31.936	0.087	1485.9	124.	65.18	0.007
150.	8.164	35.252		8.148	63.21	27.450	31.944	0.103	1485.9	149.	65.15	1.009
175.	8.057	35.234		8.039	63.69	27.452	31.949	0.119	1485.8	173.	65.38	0.448
200.	8.011	35.229		7.991	64.27	27.455	31.953	0.136	1486.1	198.	65.57	0.375
250.	8.004	35.234		7.978	64.49	27.461	31.959	0.168	1486.9	247.	65.98	0.979
300.	7.855	35.217		7.824	66.54	27.471	31.973	0.201	1487.1	297.	65.93	0.616
350.	7.891	35.235		7.855	64.25	27.480	31.981	0.234	1488.1	346.	66.08	0.596
400.	7.684	35.222		7.643	63.42	27.502	32.007	0.267	1488.1	396.	64.82	1.926
450.	7.473	35.209		7.428	64.60	27.523	32.033	0.299	1488.1	445.	63.58	1.533
500.	7.239	35.196		7.190	66.36	27.547	32.063	0.331	1488.0	495.	61.96	0.928
550.	6.816	35.178		6.764	65.99	27.592	32.119	0.361	1487.2	544.	58.01	3.226
600.	6.306	35.154		6.251	66.05	27.642	32.181	0.388	1486.0	593.	53.51	-0.250
650.	5.077	35.117		5.024	65.41	27.764	32.334	0.413	1481.9	643.	40.89	6.614
700.	-0.046	34.927		-0.075	64.98	28.051	32.762	0.424	1460.3	692.	5.20	1.486
750.	-0.487	34.907		-0.515	65.31	28.057	32.782	0.426	1459.0	741.	3.67	0.093
800.	-0.493	34.907		-0.524	65.32	28.058	32.782	0.428	1459.8	791.	3.58	0.128
850.	-0.494	34.906		-0.527	65.32	28.057	32.782	0.429	1460.6	840.	3.59	0.031

CHALLENGER 15 STATION 073

PRES	TEMP	SALIN	DO	POTEMP	POTRAN	SIGP0	SIGP1	DYNHT	SNDV	DEPTH	SVANOM	BVFR
DB	DEGC	PSU	ML/L	DEGC	%/M	KG/M ³	KG/M ³	DYN.M	M/S	M	10 ⁻⁸ M ³ /KG	CY/HR
10.	8.675	35.214		8.673	46.31	27.339	31.821	0.007	1485.4	10.	72.89	-0.258
20.	8.679	35.215		8.677	46.42	27.338	31.821	0.015	1485.6	20.	73.14	-0.241
30.	8.676	35.215		8.673	46.61	27.339	31.821	0.022	1485.8	30.	73.28	0.581
50.	8.474	35.213		8.469	48.57	27.370	31.857	0.036	1485.3	50.	70.75	2.987
75.	8.127	35.215		8.120	58.02	27.425	31.920	0.053	1484.4	74.	65.97	1.473
100.	8.009	35.210		7.999	60.68	27.440	31.937	0.070	1484.4	99.	65.08	1.358
125.	7.910	35.210		7.897	63.93	27.455	31.955	0.086	1484.4	124.	64.11	1.284
150.	7.880	35.210		7.865	64.79	27.459	31.960	0.102	1484.7	149.	64.17	0.764
175.	7.853	35.210		7.835	65.89	27.464	31.965	0.118	1485.0	173.	64.20	0.489
200.	7.845	35.212		7.825	66.22	27.467	31.968	0.134	1485.4	198.	64.42	0.498
250.	7.818	35.214		7.793	67.19	27.473	31.975	0.166	1486.2	247.	64.78	0.619
300.	7.808	35.213		7.778	67.38	27.475	31.977	0.199	1486.9	297.	65.58	-0.197
350.	7.802	35.212		7.767	67.49	27.476	31.979	0.232	1487.7	346.	66.42	-0.267
400.	7.760	35.210		7.719	67.61	27.481	31.985	0.265	1488.4	396.	66.86	0.861
450.	7.687	35.217		7.641	66.65	27.498	32.004	0.299	1489.0	445.	66.13	1.324
500.	7.482	35.211		7.432	64.92	27.524	32.034	0.331	1489.0	495.	64.39	1.741
550.	7.233	35.196		7.179	66.86	27.548	32.065	0.363	1488.8	544.	62.70	1.305
600.	7.155	35.193		7.097	67.07	27.558	32.076	0.394	1489.4	593.	62.58	0.798
650.	2.427	35.018		2.387	65.28	27.954	32.594	0.414	1470.6	643.	18.74	3.783

CHALLENGER 15 STATION 074

PRES DB	TEMP DEGC	SALIN PSU	DO ML/L	POTEMP DEGC	POTRAN %/M	SIGP0 KG/M ³	SIGP1 KG/M ³	DYNHT DYN.M	SNDV M/S	DEPTH M	SVANOM 10 ⁻⁸ M ³ /KG	BVFR CY/HR
10.	8.540	35.215		8.539	42.39	27.360	31.845	0.007	1484.9	10.	70.88	0.230
20.	8.540	35.214		8.538	42.84	27.360	31.845	0.014	1485.1	20.	71.09	-0.010
30.	8.535	35.214		8.532	45.14	27.361	31.846	0.021	1485.2	30.	71.20	0.186
50.	8.475	35.214		8.470	48.20	27.370	31.857	0.036	1485.3	50.	70.75	2.013
75.	8.085	35.208		8.077	61.33	27.426	31.922	0.053	1484.3	74.	65.90	2.076
100.	7.999	35.207		7.989	64.01	27.439	31.937	0.069	1484.4	99.	65.17	1.044
125.	7.950	35.210		7.938	64.83	27.449	31.948	0.085	1484.6	124.	64.69	1.130
150.	7.930	35.212		7.915	65.08	27.454	31.953	0.101	1484.9	149.	64.72	0.471
175.	7.908	35.215		7.891	65.27	27.459	31.959	0.118	1485.3	173.	64.68	0.776
200.	7.896	35.217		7.875	65.10	27.463	31.964	0.134	1485.6	198.	64.79	0.924
250.	7.879	35.220		7.854	66.19	27.469	31.970	0.166	1486.4	247.	65.17	0.283
300.	7.849	35.217		7.818	66.53	27.472	31.973	0.199	1487.1	297.	65.88	0.234
350.	7.835	35.217		7.800	66.42	27.474	31.976	0.232	1487.9	346.	66.59	0.472
400.	7.835	35.218		7.794	66.33	27.476	31.978	0.266	1488.7	396.	67.37	0.015
450.	7.800	35.218		7.755	67.16	27.482	31.985	0.299	1489.4	445.	67.72	0.832
500.	7.756	35.217		7.705	67.02	27.489	31.993	0.333	1490.0	495.	68.01	-0.319

CHALLENGER 15 STATION 075

PRES DB	TEMP DEGC	SALIN PSU	DO ML/L	POTEMP DEGC	POTRAN %/M	SIGP0 KG/M ³	SIGP1 KG/M ³	DYNHT DYN.M	SNDV M/S	DEPTH M	SVANOM 10 ⁻⁸ M ³ /KG	BVFR CY/HR
10.	9.355	35.316		9.354	48.68	27.309	31.775	0.008	1488.0	10.	75.76	0.304
20.	9.229	35.314		9.227	48.87	27.327	31.797	0.015	1487.7	20.	74.20	2.921
30.	8.969	35.298		8.966	54.54	27.358	31.833	0.022	1486.9	30.	71.52	2.699
50.	8.787	35.294		8.781	62.33	27.384	31.863	0.036	1486.6	50.	69.47	1.574
75.	8.629	35.279		8.621	63.61	27.398	31.881	0.054	1486.4	74.	68.67	1.381
100.	8.493	35.268		8.482	64.44	27.411	31.897	0.071	1486.3	99.	67.90	0.838
125.	8.469	35.274		8.456	64.99	27.420	31.907	0.088	1486.6	124.	67.60	0.423
150.	8.498	35.287		8.482	65.22	27.425	31.911	0.105	1487.2	149.	67.60	0.204
175.	8.466	35.286		8.448	65.52	27.430	31.917	0.121	1487.4	173.	67.65	0.856
200.	8.447	35.287		8.426	65.75	27.434	31.921	0.138	1487.8	198.	67.78	0.723
250.	8.433	35.286		8.406	66.02	27.437	31.925	0.172	1488.6	247.	68.53	-0.015
300.	8.393	35.284		8.362	66.16	27.442	31.931	0.207	1489.2	297.	69.05	0.832
350.	8.318	35.275		8.282	66.35	27.447	31.938	0.242	1489.8	346.	69.51	0.599
400.	8.261	35.268		8.219	66.50	27.451	31.943	0.276	1490.4	396.	70.11	0.923
450.	8.055	35.235		8.008	66.74	27.458	31.955	0.312	1490.4	445.	70.30	0.680
500.	8.055	35.251		8.003	61.25	27.471	31.968	0.347	1491.2	495.	70.00	0.151

CHALLENGER 15 STATION 076

PRES	TEMP	SALIN	DO	POTEMP	POTRAN	SIGP0	SIGP1	DYNHT	SNDV	DEPTH	SVANOM	BVFR
DB	DEGC	PSU	ML/L	DEGC	%/M	KG/M ³	KG/M ³	DYN.M	M/S	M	10 ⁻⁸ M ³ /KG	CY/HR
10.	8.862	35.296		8.861	52.07	27.373	31.850	0.007	1486.2	10.	69.66	1.016
20.	8.796	35.290		8.794	52.03	27.379	31.858	0.014	1486.1	20.	69.31	1.093
30.	8.758	35.286		8.754	52.12	27.382	31.862	0.021	1486.1	30.	69.24	1.103
50.	8.596	35.270		8.591	52.79	27.395	31.879	0.035	1485.9	50.	68.41	1.713
75.	8.571	35.267		8.564	52.92	27.398	31.882	0.052	1486.2	74.	68.68	-0.167
100.	8.471	35.270		8.461	56.20	27.416	31.903	0.069	1486.2	99.	67.44	1.300
125.	8.429	35.272		8.416	57.69	27.424	31.912	0.086	1486.5	124.	67.18	1.011
150.	8.372	35.272		8.356	59.46	27.434	31.923	0.102	1486.7	149.	66.76	0.724
175.	8.371	35.278		8.352	61.39	27.439	31.928	0.119	1487.1	173.	66.78	0.325
200.	8.340	35.282		8.319	63.91	27.447	31.937	0.136	1487.4	198.	66.52	0.776
250.	8.354	35.284		8.328	65.51	27.447	31.937	0.169	1488.3	247.	67.51	-0.436
300.	8.259	35.287		8.228	65.97	27.465	31.957	0.203	1488.7	297.	66.78	1.930
350.	8.060	35.270		8.024	63.60	27.483	31.980	0.236	1488.8	346.	65.95	0.780
400.	7.804	35.246		7.763	62.95	27.503	32.005	0.269	1488.6	396.	64.85	0.604
450.	7.204	35.194		7.160	62.95	27.549	32.067	0.300	1487.1	445.	60.78	0.951
500.	6.052	35.127		6.007	63.98	27.653	32.198	0.328	1483.3	495.	50.61	0.912

CHALLENGER 15 STATION 077

PRES	TEMP	SALIN	DO	POTEMP	POTRAN	SIGP0	SIGP1	DYNHT	SNDV	DEPTH	SVANOM	BVFR
DB	DEGC	PSU	ML/L	DEGC	%/M	KG/M ³	KG/M ³	DYN.M	M/S	M	10 ⁻⁸ M ³ /KG	CY/HR
10.	9.132	35.327		9.131	49.44	27.354	31.825	0.007	1487.2	10.	71.49	0.884
20.	9.088	35.324		9.086	49.76	27.359	31.831	0.014	1487.2	20.	71.24	1.476
30.	9.009	35.319		9.006	50.34	27.367	31.841	0.021	1487.1	30.	70.64	0.707
50.	8.789	35.292		8.784	51.33	27.382	31.862	0.035	1486.6	50.	69.62	0.358
75.	8.685	35.300		8.677	59.28	27.405	31.887	0.053	1486.6	74.	67.97	1.275
100.	8.644	35.318		8.633	64.65	27.426	31.909	0.069	1486.9	99.	66.48	1.349
125.	8.614	35.317		8.601	65.05	27.431	31.914	0.086	1487.2	124.	66.59	0.368
150.	8.573	35.315		8.558	65.13	27.436	31.920	0.103	1487.5	149.	66.62	0.838
175.	8.539	35.312		8.521	65.18	27.439	31.924	0.119	1487.7	173.	66.84	0.963
200.	8.434	35.300		8.413	65.33	27.446	31.934	0.136	1487.8	198.	66.62	0.547
250.	8.343	35.290		8.317	65.42	27.454	31.943	0.169	1488.2	247.	66.92	1.042
300.	8.027	35.254		7.997	63.32	27.474	31.971	0.202	1487.8	297.	65.79	-0.304
350.	7.627	35.217		7.592	61.60	27.505	32.012	0.235	1487.1	346.	63.53	1.006
400.	7.252	35.195		7.213	63.49	27.543	32.059	0.266	1486.4	396.	60.57	1.033
450.	6.437	35.145		6.396	64.11	27.615	32.151	0.295	1484.0	445.	53.76	2.688
500.	4.493	35.027		4.455	65.50	27.759	32.343	0.318	1476.9	495.	38.74	2.302
550.	2.196	34.999		2.164	64.83	27.956	32.602	0.334	1467.9	544.	17.51	6.300
600.	-0.505	34.914		-0.527	65.37	28.063	32.788	0.337	1456.5	593.	3.27	0.138

CHALLENGER 15 STATION 078

PRES DB	TEMP DEGC	SALIN PSU	DO ML/L	POTEMP DEGC	POTRAN %/M	SIGP0 KG/M ³	SIGP1 KG/M ³	DYNHT DYN.M	SNDV M/S	DEPTH M	SVANOM 10 ⁻⁸ M ³ /KG	BVFR CY/HR
10.	9.155	35.326		9.155	47.54	27.348	31.819	0.007	1487.3	10.	71.97	0.190
20.	9.156	35.326		9.154	47.61	27.349	31.820	0.014	1487.5	20.	72.12	0.564
30.	9.142	35.326		9.138	47.65	27.352	31.823	0.022	1487.6	30.	72.13	0.960
50.	8.988	35.333		8.983	58.55	27.382	31.856	0.036	1487.4	50.	69.68	2.375
75.	8.757	35.326		8.749	65.25	27.414	31.894	0.053	1486.9	74.	67.16	0.810
100.	8.718	35.327		8.707	65.66	27.422	31.903	0.070	1487.2	99.	66.94	0.837
125.	8.698	35.328		8.685	65.70	27.426	31.907	0.086	1487.5	124.	67.06	0.646
150.	8.685	35.332		8.669	65.89	27.431	31.913	0.103	1487.9	149.	67.10	0.629
175.	8.638	35.326		8.619	66.14	27.435	31.917	0.120	1488.1	173.	67.29	0.642
200.	8.601	35.319		8.579	66.22	27.435	31.919	0.137	1488.4	198.	67.73	0.298
250.	8.520	35.306		8.494	66.46	27.438	31.924	0.171	1488.9	247.	68.44	0.201
300.	8.402	35.286		8.371	66.76	27.442	31.931	0.205	1489.3	297.	69.03	0.871
350.	8.376	35.288		8.340	66.72	27.448	31.938	0.240	1490.0	346.	69.46	0.897
400.	8.004	35.271		7.963	66.22	27.493	31.991	0.274	1489.4	396.	65.98	2.998
450.	7.212	35.214		7.168	65.71	27.564	32.081	0.306	1487.1	445.	59.41	2.503
500.	5.658	35.123		5.615	65.36	27.699	32.254	0.332	1481.7	495.	45.82	3.561

CHALLENGER 15 STATION 079

PRES DB	TEMP DEGC	SALIN PSU	DO ML/L	POTEMP DEGC	POTRAN %/M	SIGP0 KG/M ³	SIGP1 KG/M ³	DYNHT DYN.M	SNDV M/S	DEPTH M	SVANOM 10 ⁻⁸ M ³ /KG	BVFR CY/HR
10.	9.069	35.282		9.068	49.33	27.328	31.802	0.007	1487.0	10.	73.87	0.366
20.	9.033	35.284		9.031	50.02	27.336	31.810	0.015	1487.0	20.	73.39	1.702
30.	9.021	35.289		9.017	53.06	27.342	31.816	0.022	1487.1	30.	73.03	1.316
50.	8.585	35.268		8.580	61.78	27.396	31.880	0.036	1485.8	50.	68.33	2.588
75.	8.467	35.281		8.460	65.53	27.424	31.911	0.053	1485.8	74.	66.12	1.311
100.	8.465	35.288		8.454	66.30	27.431	31.917	0.069	1486.2	99.	66.05	0.573
125.	8.445	35.287		8.431	66.46	27.434	31.921	0.086	1486.5	124.	66.28	0.346
150.	8.404	35.285		8.389	66.79	27.438	31.927	0.103	1486.8	149.	66.34	0.797
175.	8.372	35.281		8.353	66.87	27.441	31.930	0.119	1487.1	173.	66.62	0.153
200.	8.326	35.275		8.306	67.03	27.443	31.934	0.136	1487.3	198.	66.85	0.533
250.	8.275	35.268		8.249	67.05	27.447	31.938	0.170	1487.9	247.	67.54	0.664
300.	8.092	35.243		8.061	66.77	27.456	31.952	0.203	1488.0	297.	67.52	0.765
350.	8.047	35.240		8.011	66.77	27.461	31.958	0.237	1488.7	346.	68.03	0.409
400.	7.921	35.234		7.881	66.59	27.476	31.976	0.271	1489.0	396.	67.44	0.858
450.	7.842	35.237		7.796	66.35	27.491	31.993	0.305	1489.6	445.	66.97	1.180
500.	7.484	35.244		7.434	65.24	27.549	32.060	0.337	1489.0	495.	62.00	1.356
550.	6.859	35.214		6.806	63.64	27.614	32.140	0.366	1487.4	544.	56.02	0.600

CHALLENGER 15 STATION 080

PRES	TEMP	SALIN	DO	POTEMP	POTRAN	SIGP0	SIGP1	DYNHT	SNDV	DEPTH	SVANOM	BVFR
DB	DEGC	PSU	ML/L	DEGC	%/M	KG/M ³	KG/M ³	DYN.M	M/S	M	10 ⁻⁸ M ³ /KG	CY/HR
10.	9.212	35.300		9.212	49.93	27.319	31.789	0.007	1487.5	10.	74.76	0.170
20.	9.211	35.301		9.209	50.20	27.320	31.790	0.015	1487.7	20.	74.90	0.661
30.	9.188	35.303		9.185	51.08	27.326	31.796	0.022	1487.7	30.	74.56	1.543
50.	9.052	35.316		9.047	56.53	27.358	31.831	0.037	1487.6	50.	71.94	2.433
75.	8.815	35.312		8.807	64.15	27.394	31.872	0.055	1487.1	74.	69.08	1.971
100.	8.698	35.306		8.687	65.13	27.408	31.890	0.072	1487.1	99.	68.21	1.744
125.	8.642	35.304		8.628	65.47	27.416	31.899	0.089	1487.3	124.	68.00	0.934
150.	8.548	35.295		8.532	65.77	27.424	31.909	0.106	1487.4	149.	67.71	0.912
175.	8.539	35.296		8.521	65.86	27.427	31.912	0.123	1487.7	173.	68.01	0.378
200.	8.503	35.292		8.482	66.09	27.429	31.915	0.140	1488.0	198.	68.26	0.482
250.	8.394	35.279		8.368	66.09	27.437	31.925	0.174	1488.4	247.	68.53	0.668
300.	8.439	35.295		8.408	65.16	27.443	31.931	0.208	1489.4	297.	68.98	0.036
350.	8.327	35.275		8.290	66.08	27.446	31.937	0.243	1489.8	346.	69.62	0.700
400.	8.267	35.270		8.225	66.34	27.452	31.944	0.278	1490.4	396.	70.04	0.415
450.	8.080	35.241		8.033	66.99	27.458	31.955	0.313	1490.5	445.	70.26	1.120
500.	7.996	35.254		7.944	66.41	27.482	31.980	0.348	1491.0	495.	68.91	2.323
550.	7.479	35.224		7.424	65.43	27.535	32.046	0.382	1489.8	544.	64.24	2.404
600.	6.247	35.132		6.192	64.60	27.632	32.173	0.412	1485.7	593.	54.30	3.304
650.	6.060	35.123		6.001	64.79	27.650	32.196	0.438	1485.8	643.	53.10	1.023
700.	5.851	35.115		5.789	64.62	27.670	32.221	0.465	1485.8	692.	51.61	1.208
750.	5.399	35.080		5.335	65.06	27.699	32.261	0.490	1484.8	742.	48.84	0.867
800.	5.346	35.091		5.278	64.67	27.715	32.278	0.514	1485.4	791.	47.95	1.127

CHALLENGER 15 STATION 081

PRES	TEMP	SALIN	DO	POTEMP	POTRAN	SIGP0	SIGP1	DYNHT	SNDV	DEPTH	SVANOM	BVFR
DB	DEGC	PSU	ML/L	DEGC	%/M	KG/M ³	KG/M ³	DYN.M	M/S	M	10 ⁻⁸ M ³ /KG	CY/HR
10.	9.295	35.308		9.294	49.46	27.312	31.780	0.008	1487.8	10.	75.42	0.335
20.	9.278	35.307		9.276	50.10	27.314	31.783	0.015	1487.9	20.	75.45	0.944
30.	9.213	35.310		9.209	49.89	27.327	31.797	0.023	1487.8	30.	74.45	2.176
50.	9.039	35.311		9.034	56.94	27.357	31.830	0.037	1487.5	50.	72.06	2.271
75.	8.800	35.302		8.792	62.59	27.388	31.868	0.055	1487.1	74.	69.57	2.184
100.	8.659	35.300		8.648	64.57	27.410	31.892	0.072	1486.9	99.	68.03	1.527
125.	8.609	35.301		8.596	65.59	27.419	31.902	0.089	1487.2	124.	67.75	0.850
150.	8.508	35.284		8.492	65.47	27.421	31.907	0.106	1487.2	149.	67.96	0.342
175.	8.450	35.274		8.431	65.09	27.424	31.911	0.123	1487.4	173.	68.26	0.011
200.	8.430	35.271		8.409	65.00	27.424	31.912	0.140	1487.7	198.	68.70	0.661
250.	8.308	35.256		8.282	65.11	27.432	31.923	0.175	1488.1	247.	68.89	0.510
300.	8.283	35.256		8.251	66.06	27.437	31.928	0.209	1488.8	297.	69.48	0.366
350.	8.288	35.263		8.251	66.35	27.443	31.934	0.244	1489.6	346.	69.91	0.286
400.	8.235	35.258		8.193	66.61	27.448	31.941	0.279	1490.3	396.	70.40	0.758
450.	8.243	35.265		8.195	66.84	27.452	31.945	0.314	1491.1	445.	70.96	0.420
500.	8.214	35.269		8.161	66.13	27.461	31.955	0.350	1491.8	495.	71.12	0.161
550.	8.130	35.261		8.072	66.31	27.468	31.964	0.386	1492.3	544.	71.35	0.839
600.	7.849	35.238		7.787	66.14	27.493	31.995	0.421	1492.1	593.	69.63	1.274
650.	6.927	35.189		6.865	64.65	27.587	32.111	0.454	1489.3	643.	60.37	2.730
700.	6.303	35.135		6.239	64.94	27.629	32.168	0.483	1487.6	692.	56.28	0.479
750.	4.788	35.051		4.728	65.23	27.747	32.325	0.509	1482.3	742.	43.21	1.411
800.	4.275	35.029		4.213	65.31	27.787	32.378	0.529	1480.9	791.	39.08	1.556
850.	2.810	34.997		2.754	63.88	27.902	32.533	0.547	1475.5	840.	25.65	6.615

CHALLENGER 15 STATION 082

PRES	TEMP	SALIN	DO	POTEMP	POTRAN	SIGP0	SIGP1	DYNHT	SNDV	DEPTH	SVANOM	BVFR
DB	DEGC	PSU	ML/L	DEGC	%/M	KG/M ³	KG/M ³	DYN.M	M/S	M	10 ⁻⁸ M ³ /KG	CY/HR
10.	9.187	35.312		9.186	51.45	27.333	31.803	0.007	1487.4	10.	73.47	-0.245
20.	9.179	35.312		9.177	51.61	27.334	31.805	0.015	1487.6	20.	73.54	0.562
30.	9.139	35.315		9.136	52.92	27.343	31.815	0.022	1487.6	30.	72.91	1.767
50.	9.081	35.316		9.075	55.57	27.354	31.826	0.037	1487.7	50.	72.36	1.062
75.	8.892	35.318		8.884	61.44	27.387	31.863	0.054	1487.4	74.	69.77	2.267
100.	8.821	35.318		8.810	63.55	27.398	31.877	0.072	1487.6	99.	69.22	1.266
125.	8.754	35.319		8.741	64.96	27.410	31.890	0.089	1487.7	124.	68.61	0.982
150.	8.690	35.321		8.674	65.82	27.422	31.904	0.106	1487.9	149.	67.93	0.989
175.	8.661	35.318		8.643	66.06	27.425	31.907	0.123	1488.2	173.	68.25	0.432
200.	8.643	35.316		8.621	66.18	27.426	31.909	0.140	1488.6	198.	68.60	0.112
250.	8.555	35.305		8.528	66.41	27.433	31.918	0.174	1489.0	247.	69.01	0.800
300.	8.509	35.297		8.477	66.57	27.435	31.921	0.209	1489.7	297.	69.82	0.371
350.	8.500	35.296		8.463	66.60	27.436	31.922	0.244	1490.5	346.	70.75	0.268
400.	8.389	35.279		8.346	66.53	27.441	31.930	0.280	1490.9	396.	71.22	0.383
450.	8.349	35.274		8.302	66.63	27.443	31.933	0.316	1491.5	445.	71.95	0.540
500.	8.274	35.266		8.221	66.65	27.449	31.941	0.352	1492.1	495.	72.29	0.938
550.	8.228	35.260		8.170	66.48	27.453	31.946	0.388	1492.7	544.	72.89	0.455
600.	8.168	35.255		8.105	65.23	27.459	31.954	0.425	1493.3	593.	73.23	0.151

CHALLENGER 15 STATION 083

PRES	TEMP	SALIN	DO	POTEMP	POTRAN	SIGP0	SIGP1	DYNHT	SNDV	DEPTH	SVANOM	BVFR
DB	DEGC	PSU	ML/L	DEGC	%/M	KG/M ³	KG/M ³	DYN.M	M/S	M	10 ⁻⁸ M ³ /KG	CY/HR
10.	9.293	35.318		9.292	51.46	27.320	31.788	0.007	1487.8	10.	74.70	0.671
20.	9.265	35.316		9.263	52.26	27.323	31.792	0.015	1487.9	20.	74.57	1.092
30.	9.232	35.316		9.228	52.73	27.329	31.798	0.022	1487.9	30.	74.28	1.400
50.	9.058	35.315		9.052	56.96	27.357	31.830	0.037	1487.6	50.	72.04	0.950
75.	8.964	35.317		8.956	59.73	27.374	31.849	0.055	1487.7	74.	71.01	1.220
100.	8.874	35.318		8.864	62.26	27.389	31.867	0.072	1487.8	99.	70.04	1.049
125.	8.783	35.318		8.770	64.15	27.404	31.884	0.090	1487.8	124.	69.14	1.237
150.	8.733	35.316		8.717	64.97	27.411	31.892	0.107	1488.1	149.	68.98	0.718
175.	8.719	35.317		8.700	65.29	27.415	31.896	0.124	1488.4	173.	69.20	0.591
200.	8.722	35.317		8.700	65.41	27.415	31.896	0.142	1488.8	198.	69.73	-0.486
250.	8.597	35.307		8.570	66.30	27.427	31.911	0.176	1489.2	247.	69.55	0.135
300.	8.511	35.295		8.479	66.37	27.432	31.918	0.211	1489.7	297.	70.07	0.391
350.	8.441	35.286		8.404	66.39	27.437	31.925	0.246	1490.2	346.	70.61	0.434
400.	8.339	35.271		8.297	66.60	27.442	31.932	0.282	1490.7	396.	71.04	0.099
450.	8.283	35.264		8.235	66.61	27.446	31.938	0.318	1491.3	445.	71.63	0.267
500.	8.253	35.261		8.200	66.64	27.449	31.941	0.354	1492.0	495.	72.33	0.692
550.	8.176	35.253		8.118	66.58	27.455	31.949	0.390	1492.5	544.	72.65	0.516
600.	8.175	35.253		8.112	66.42	27.456	31.951	0.426	1493.3	593.	73.53	0.449
650.	8.113	35.246		8.045	66.32	27.461	31.957	0.463	1493.9	643.	73.99	0.741
700.	8.089	35.244		8.015	65.98	27.463	31.960	0.500	1494.6	692.	74.65	0.046
750.	7.810	35.234		7.732	65.79	27.498	32.001	0.537	1494.4	742.	71.93	1.319

CHALLENGER 15 STATION 084

PRES DB	TEMP DEGC	SALIN PSU	DO ML/L	POTEMP DEGC	POTRAN %/M	SIGP0 KG/M ³	SIGP1 KG/M ³	DYNHT DYN.M	SNDV M/S	DEPTH M	SVANOM 10 ⁻⁸ M ³ /KG	BVFR CY/HR
10.	9.259	35.306		9.259	49.45	27.316	31.785	0.007	1487.7	10.	75.07	0.355
20.	9.252	35.305		9.250	49.38	27.317	31.786	0.015	1487.8	20.	75.17	0.676
30.	9.235	35.306		9.232	49.95	27.321	31.790	0.023	1487.9	30.	75.07	1.040
50.	9.211	35.305		9.206	50.76	27.324	31.794	0.038	1488.2	50.	75.15	0.061
75.	9.002	35.302		8.994	56.83	27.356	31.831	0.056	1487.8	74.	72.64	2.092
100.	8.919	35.322		8.908	63.04	27.386	31.862	0.074	1487.9	99.	70.40	1.645
125.	8.736	35.317		8.723	65.21	27.411	31.892	0.091	1487.7	124.	68.46	1.122
150.	8.683	35.318		8.667	65.46	27.421	31.903	0.108	1487.9	149.	68.07	0.194
175.	8.647	35.316		8.629	65.59	27.425	31.908	0.125	1488.2	173.	68.16	0.327
200.	8.624	35.315		8.602	65.59	27.429	31.912	0.142	1488.5	198.	68.36	0.502
250.	8.561	35.311		8.534	65.23	27.436	31.921	0.177	1489.1	247.	68.66	0.481
300.	8.545	35.312		8.513	66.10	27.440	31.925	0.211	1489.8	297.	69.33	0.610
350.	8.469	35.300		8.432	66.17	27.444	31.931	0.246	1490.4	346.	69.95	0.794
400.	8.442	35.300		8.400	66.07	27.449	31.937	0.281	1491.1	396.	70.50	0.766
450.	8.320	35.285		8.272	66.22	27.457	31.948	0.316	1491.4	445.	70.63	1.042
500.	8.046	35.248		7.994	66.54	27.470	31.968	0.352	1491.2	495.	70.07	0.346
550.	7.867	35.233		7.811	66.37	27.486	31.988	0.386	1491.3	544.	69.36	0.432
600.	7.094	35.196		7.035	64.66	27.568	32.089	0.420	1489.1	593.	61.49	3.430
650.	6.595	35.153		6.534	64.61	27.604	32.136	0.450	1488.0	643.	58.26	0.287
700.	6.032	35.120		5.969	65.13	27.652	32.198	0.478	1486.5	692.	53.64	2.168
750.	4.804	35.066		4.744	65.11	27.757	32.335	0.502	1482.3	742.	42.31	2.894
800.	3.401	35.023		3.345	64.75	27.871	32.485	0.519	1477.3	791.	29.45	2.126
850.	2.684	34.986		2.629	64.86	27.907	32.541	0.532	1475.0	840.	24.93	2.417
900.	1.371	34.961		1.321	63.05	27.992	32.662	0.542	1470.0	890.	14.23	1.966

CHALLENGER 15 STATION 085

PRES DB	TEMP DEGC	SALIN PSU	DO ML/L	POTEMP DEGC	POTRAN %/M	SIGP0 KG/M ³	SIGP1 KG/M ³	DYNHT DYN.M	SNDV M.S	DEPTH M	SVANOM 10 ⁻⁵ M ³ /KG	BVFR CY/HR
10.	10.645	35.372		10.643	47.93	27.130	31.569	0.009	1492.7	10.	92.69	0.289
20.	10.607	35.371		10.605	47.98	27.137	31.576	0.019	1492.8	20.	92.34	1.417
30.	10.028	35.371		10.025	51.96	27.238	31.690	0.027	1490.9	30.	82.96	5.349
50.	9.776	35.373		9.770	61.08	27.283	31.740	0.044	1490.3	50.	79.11	3.134
75.	9.527	35.373		9.519	64.05	27.325	31.788	0.063	1489.8	74.	75.66	2.081
100.	9.336	35.371		9.325	65.69	27.356	31.823	0.081	1489.5	99.	73.29	1.048
125.	9.241	35.361		9.227	65.52	27.365	31.834	0.100	1489.6	124.	73.04	0.951
150.	9.192	35.360		9.176	65.79	27.372	31.842	0.118	1489.8	149.	72.89	1.222
175.	9.135	35.356		9.116	66.19	27.378	31.850	0.136	1490.0	173.	72.80	0.739
200.	9.115	35.356		9.093	66.55	27.382	31.854	0.154	1490.3	198.	73.00	0.557
250.	9.047	35.350		9.019	66.72	27.390	31.864	0.191	1490.9	248.	73.33	0.699
300.	8.927	35.338		8.895	66.74	27.401	31.877	0.228	1491.3	297.	73.32	0.867
350.	8.845	35.331		8.807	66.83	27.409	31.887	0.264	1491.8	346.	73.54	0.743
400.	8.824	35.332		8.780	66.91	27.414	31.893	0.301	1492.5	396.	74.12	0.320
450.	8.757	35.326		8.708	66.85	27.421	31.901	0.338	1493.1	445.	74.49	0.274
500.	8.699	35.322		8.644	66.70	27.428	31.910	0.376	1493.7	495.	74.79	0.059
550.	8.685	35.323		8.625	66.67	27.431	31.914	0.413	1494.5	544.	75.50	0.495
600.	8.617	35.311		8.552	66.80	27.433	31.918	0.451	1495.0	594.	76.25	0.109
650.	8.579	35.305		8.508	66.78	27.436	31.921	0.489	1495.7	643.	76.97	0.638
700.	8.532	35.299		8.456	66.87	27.439	31.926	0.528	1496.4	692.	77.59	0.089
750.	8.494	35.288		8.412	66.79	27.437	31.925	0.567	1497.0	742.	78.78	-0.097
800.	8.455	35.287		8.368	66.89	27.443	31.932	0.607	1497.7	791.	79.12	-0.005
850.	8.353	35.276		8.261	66.94	27.451	31.942	0.646	1498.2	840.	79.19	0.985
900.	8.262	35.268		8.165	66.96	27.459	31.953	0.686	1498.6	890.	79.22	0.798
950.	8.135	35.259		8.033	66.98	27.472	31.969	0.725	1499.0	939.	78.73	1.294
1000.	7.889	35.241		7.783	67.07	27.496	31.998	0.764	1498.8	988.	76.94	1.460
1050.	7.574	35.225		7.465	66.83	27.530	32.040	0.802	1498.5	1038.	73.95	1.464
1100.	7.106	35.197		6.995	67.12	27.575	32.096	0.838	1497.5	1087.	69.50	1.827
1150.	6.791	35.179		6.678	67.27	27.604	32.133	0.872	1497.0	1136.	66.78	1.847
1200.	6.242	35.138		6.128	67.45	27.645	32.187	0.904	1495.7	1185.	62.25	1.775
1250.	5.796	35.106		5.681	67.38	27.677	32.231	0.934	1494.7	1235.	58.70	1.637
1300.	5.385	35.076		5.269	67.49	27.704	32.268	0.963	1493.8	1284.	55.70	1.819
1350.	5.103	35.054		4.985	67.42	27.720	32.291	0.990	1493.5	1333.	53.91	1.232
1400.	4.850	35.034		4.730	67.40	27.733	32.311	1.017	1493.3	1382.	52.44	1.203
1450.	4.645	35.014		4.522	67.40	27.741	32.325	1.043	1493.2	1432.	51.57	0.880
1500.	4.438	34.997		4.313	67.35	27.750	32.339	1.069	1493.2	1481.	50.53	1.104
1600.	4.075	34.967		3.945	65.85	27.766	32.364	1.118	1493.3	1579.	48.77	0.956
1700.	3.917	34.959		3.780	60.96	27.777	32.380	1.167	1494.3	1677.	48.09	-0.249

CHALLENGER 15 STATION 086

PRES	TEMP	SALIN	DO	POTEMP	POTRAN	SIGP0	SIGP1	DYNHT	SNDV	DEPTH	SVANOM	BVFR
DB	DEGC	PSU	ML/L	DEGC	%/M	KG/M ³	KG/M ³	DYN.M	M/S	M	10 ⁻⁸ M ³ /KG	CY/HR
10.	10.602	35.373		10.601	52.43	27.139	31.578	0.009	1492.6	10.	91.87	0.551
20.	10.453	35.375		10.450	52.83	27.167	31.609	0.018	1492.2	20.	89.49	3.578
30.	10.068	35.384		10.064	59.05	27.241	31.692	0.027	1491.0	30.	82.63	4.197
50.	9.648	35.374		9.642	64.48	27.306	31.766	0.043	1489.8	50.	76.97	2.900
75.	9.518	35.377		9.509	66.05	27.330	31.793	0.062	1489.8	74.	75.20	1.218
100.	9.445	35.376		9.434	66.73	27.342	31.806	0.080	1489.9	99.	74.64	1.177
125.	9.370	35.372		9.356	67.02	27.352	31.818	0.099	1490.1	124.	74.29	1.071
150.	9.318	35.369		9.301	67.01	27.358	31.826	0.118	1490.3	149.	74.22	0.761
175.	9.264	35.365		9.244	66.93	27.365	31.833	0.136	1490.5	173.	74.15	0.981
200.	9.216	35.361		9.193	67.03	27.370	31.839	0.155	1490.7	198.	74.21	0.691
250.	9.092	35.349		9.064	67.01	27.382	31.854	0.192	1491.1	248.	74.11	0.978
300.	8.991	35.343		8.958	66.67	27.394	31.869	0.229	1491.5	297.	73.99	1.040
350.	8.854	35.333		8.816	66.95	27.409	31.887	0.266	1491.8	346.	73.56	1.086
400.	8.755	35.322		8.712	67.08	27.417	31.898	0.303	1492.3	396.	73.76	0.851
450.	8.681	35.313		8.632	67.02	27.423	31.905	0.339	1492.8	445.	74.22	0.609
500.	8.690	35.324		8.636	66.70	27.430	31.913	0.377	1493.7	495.	74.55	0.752
550.	8.635	35.316		8.576	66.86	27.433	31.917	0.414	1494.3	544.	75.23	0.521
600.	8.600	35.311		8.535	66.85	27.436	31.921	0.452	1495.0	594.	75.95	0.255
650.	8.559	35.307		8.488	67.14	27.440	31.926	0.490	1495.6	643.	76.57	0.328
700.	8.485	35.294		8.409	67.12	27.442	31.930	0.529	1496.2	692.	77.27	0.582
750.	8.429	35.287		8.347	67.00	27.447	31.936	0.567	1496.8	742.	77.76	0.751
800.	8.333	35.275		8.246	67.06	27.453	31.944	0.606	1497.2	791.	78.02	0.720
850.	8.227	35.267		8.135	67.01	27.464	31.958	0.645	1497.7	840.	77.80	1.054
900.	8.103	35.258		8.006	66.99	27.476	31.973	0.684	1498.0	890.	77.39	1.237
950.	7.975	35.251		7.875	66.94	27.491	31.991	0.723	1498.4	939.	76.69	0.842
1000.	7.692	35.234		7.587	67.04	27.519	32.026	0.761	1498.1	988.	74.32	1.573
1050.	7.408	35.217		7.301	66.92	27.547	32.061	0.797	1497.8	1038.	71.94	1.365
1100.	6.974	35.190		6.864	67.35	27.588	32.112	0.832	1496.9	1087.	67.98	1.510
1150.	6.514	35.160		6.403	67.54	27.627	32.162	0.865	1495.9	1136.	63.92	1.966
1200.	6.214	35.140		6.100	67.56	27.651	32.194	0.896	1495.6	1185.	61.66	1.612
1250.	5.877	35.115		5.761	67.56	27.675	32.226	0.927	1495.0	1235.	59.21	1.751
1300.	5.513	35.084		5.396	67.58	27.695	32.256	0.956	1494.4	1284.	56.91	1.464
1350.	5.168	35.057		5.049	67.50	27.715	32.285	0.983	1493.8	1333.	54.58	1.336
1400.	4.890	35.034		4.770	67.53	27.729	32.306	1.010	1493.4	1382.	52.96	1.234
1450.	4.704	35.023		4.580	67.39	27.742	32.324	1.036	1493.5	1432.	51.72	1.010
1500.	4.513	35.008		4.387	67.33	27.751	32.338	1.062	1493.5	1481.	50.76	0.975
1600.	4.222	34.986		4.090	67.06	27.766	32.360	1.112	1494.0	1579.	49.36	0.848
1700.	4.015	34.971		3.876	66.87	27.776	32.377	1.161	1494.8	1677.	48.53	0.477
1800.	3.804	34.963		3.658	66.52	27.792	32.399	1.209	1495.5	1776.	47.11	1.065

CHALLENGER 15 STATION 087

PRES DB	TEMP DEGC	SALIN PSU	DO ML/L	POTEMP DEGC	POTRAN %/M	SIGP0 KG/M ³	SIGP1 KG/M ³	DYNHT DYN.M	SNDV M/S	DEPTH M	SVANOM 10 ⁻⁸ M ³ /KG	BVFR CY/HR
10.	10.715	35.368		10.714	55.48	27.114	31.551	0.009	1493.0	10.	94.21	-0.036
20.	10.714	35.368		10.712	55.69	27.115	31.552	0.019	1493.1	20.	94.40	0.533
30.	10.677	35.368		10.674	56.11	27.122	31.560	0.028	1493.2	30.	93.98	1.805
50.	10.008	35.377		10.002	58.46	27.246	31.698	0.046	1491.1	50.	82.63	2.315
75.	9.709	35.367		9.700	62.73	27.290	31.749	0.066	1490.5	74.	79.00	2.656
100.	9.480	35.362		9.469	63.31	27.325	31.789	0.085	1490.0	99.	76.26	1.866
125.	9.243	35.342		9.229	63.79	27.349	31.818	0.104	1489.6	124.	74.50	1.829
150.	9.186	35.353		9.170	65.90	27.368	31.838	0.123	1489.8	149.	73.27	1.159
175.	9.071	35.338		9.051	65.63	27.375	31.848	0.141	1489.7	173.	73.08	0.830
200.	9.086	35.350		9.064	66.74	27.383	31.855	0.159	1490.2	198.	72.94	0.803
250.	9.055	35.350		9.027	66.95	27.388	31.862	0.196	1490.9	248.	73.50	0.561
300.	8.966	35.344		8.933	66.80	27.399	31.875	0.233	1491.4	297.	73.49	1.065
350.	8.901	35.339		8.863	66.96	27.406	31.884	0.269	1492.0	346.	73.83	0.631
400.	8.829	35.331		8.785	66.97	27.412	31.891	0.306	1492.6	396.	74.26	0.262
450.	8.767	35.325		8.718	66.96	27.418	31.899	0.344	1493.1	445.	74.70	0.599
500.	8.715	35.324		8.661	66.84	27.426	31.908	0.381	1493.8	495.	74.96	0.677
550.	8.669	35.319		8.609	66.82	27.431	31.914	0.419	1494.4	544.	75.53	0.539
600.	8.636	35.313		8.570	66.54	27.432	31.916	0.457	1495.1	594.	76.35	0.032
650.	8.547	35.298		8.476	64.96	27.435	31.922	0.495	1495.6	643.	76.98	0.591

CHALLENGER 15 STATION 088

PRES DB	TEMP DEGC	SALIN PSU	DO ML/L	POTEMP DEGC	POTRAN %/M	SIGP0 KG/M ³	SIGP1 KG/M ³	DYNHT DYN.M	SNDV M/S	DEPTH M	SVANOM 10 ⁻⁸ M ³ /KG	BVFR CY/HR
10.	10.725	35.369		10.724	-999.00	27.113	31.550	0.009	1493.0	10.	94.27	0.313
20.	10.720	35.369		10.717	-999.00	27.115	31.552	0.019	1493.2	20.	94.41	0.725
30.	10.720	35.368		10.716	-999.00	27.114	31.551	0.028	1493.3	30.	94.70	-0.757
50.	10.131	35.375		10.126	-999.00	27.223	31.673	0.046	1491.6	50.	84.81	4.483
75.	9.760	35.362		9.752	-999.00	27.278	31.735	0.067	1490.6	74.	80.22	2.463
100.	9.415	35.346		9.404	-999.00	27.324	31.789	0.086	1489.8	99.	76.37	2.080
125.	9.202	35.341		9.188	-999.00	27.355	31.825	0.105	1489.4	124.	73.96	1.853
150.	9.208	35.359		9.192	-999.00	27.369	31.839	0.124	1489.9	149.	73.17	0.991
175.	9.143	35.355		9.123	-999.00	27.376	31.848	0.142	1490.0	173.	72.99	0.912
200.	9.105	35.353		9.083	-999.00	27.382	31.854	0.160	1490.3	198.	73.00	0.562
250.	9.031	35.349		9.004	-999.00	27.391	31.865	0.197	1490.8	248.	73.20	0.890
300.	8.999	35.349		8.965	-999.00	27.398	31.872	0.233	1491.6	297.	73.65	0.677

CHALLENGER 15 SAMPLE DATA

STN	PRES DB	TEMP DEGC	SALIN PSU	SILICA MUMOL/L	STN	PRES DB	TEMP DEGC	SALIN PSU	SILICA MUMOL/L
6	621.	-0.69	34.908	10.4	28	461.	2.52	34.947	6.8
6	424.	7.41	35.220	5.4	28	310.	5.17	35.035	6.4
6	256.	8.05	35.252	5.3	28	35.	8.22	35.260	1.9
6	26.	8.58	35.308	4.4	29	648.	-0.61	34.908	10.2
8	754.	-0.71	34.909	10.2	29	291.	3.81	34.933	6.4
8	710.	-0.70	34.907	10.2	29	202.	5.52	34.062	6.4
8	610.	-0.30	34.907	8.7	29	102.	6.83	35.152	5.9
8	508.	1.14	34.933	7.2	29	21.	7.69	35.190	5.3
8	406.	5.73	35.141	5.6	30	300.	6.59	35.151	6.3
8	305.	7.43	35.221	5.0	30	23.	7.82	35.202	5.5
8	207.	7.92	35.243	4.9	31	218.	6.86	35.164	6.1
8	107.	8.30	35.268	4.4	31	52.	7.65	35.194	5.4
11	168.	6.98	35.191	4.8	33	994.	-0.79	34.909	11.1
11	19.	8.56	35.308	3.3	33	890.	-0.68	34.909	10.6
13	542.	3.99	34.959	7.2	33	796.	-0.55	34.909	9.6
14	1234.	-0.69	34.908	10.7	33	693.	-0.37	34.905	9.0
14	509.	1.79	34.861	6.7	33	592.	0.12	34.900	7.7
14	153.	7.22	35.182	5.8	33	495.	1.00	34.913	6.5
16	1548.	-0.85	34.911	11.0	33	408.	2.25	34.939	6.5
16	1223.	-0.74	34.911	10.3	33	307.	4.27	34.978	6.0
16	614.	-0.29	34.898	17.6	33	105.	7.04	35.184	6.0
16	411.	0.27	34.886	6.6	34	1713.	-0.90	34.912	11.9
16	207.	2.57	34.871	4.9	34	1518.	-0.85	34.911	11.2
17	1931.	-0.90	34.911	11.4	34	1368.	-0.80	34.910	10.8
17	1014.	-0.67	34.911	9.5	34	1217.	-0.74	34.911	10.2
17	509.	0.00	34.892	6.6	34	1015.	-0.63	34.909	9.4
17	258.	1.75	34.914	5.5	35	1642.	-0.88	34.910	11.4
18	1981.	-0.92	34.911	11.3	35	529.	2.06	34.938	6.1
18	1016.	-0.59	34.910	8.8	35	461.	3.17	34.941	6.0
18	412.	0.31	34.886	6.0	35	432.	4.09	34.971	6.1
18	206.	2.52	34.920	5.2	35	402.	5.05	35.056	6.1
18	24.	4.05	34.819	5.2	35	363.	5.62	35.088	6.0
20	2026.	-0.92	34.912	11.1	35	16.	8.52	35.301	4.1
20	1011.	-0.59	34.909	8.4	36	1502.	-0.87	34.913	10.6
20	608.	-0.05	34.896	6.5	36	998.	-0.57	34.909	8.7
20	309.	2.06	34.951	5.2	36	803.	-0.25	34.900	7.4
20	24.	5.04	34.966	5.0	36	706.	0.29	34.897	6.5
21	2407.	-1.06	34.908	12.0	36	511.	3.95	34.983	5.8
21	1002.	-0.64	34.906	9.0	36	411.	6.21	35.135	5.5
21	499.	0.31	34.902	6.4	36	310.	7.33	35.239	4.9
21	99.	2.83	34.987	5.1	36	105.	8.37	35.312	4.5
22	164.	8.01	35.302	3.1	36	24.	8.55	35.309	4.5
22	24.	8.65	35.322	1.4	37	1364.	-0.91	34.910	11.9
24	906.	-0.89	34.910	11.4	37	1324.	-0.91	34.910	11.8
24	600.	2.94	34.969	6.8	37	1224.	-0.83	34.909	11.1
24	457.	5.65	35.092	6.1	37	1021.	-0.65	34.909	9.8
24	295.	7.96	35.271	4.6	37	817.	-0.10	34.896	7.3
25	1093.	-0.82	34.910	11.1	38	683.	-0.34	34.917	10.6
25	504.	2.11	34.935	6.4	38	632.	1.52	34.932	7.3
25	307.	6.25	35.128	6.1	38	581.	2.73	34.947	6.3
25	179.	7.23	35.188	5.8	38	532.	3.82	34.994	6.3
25	21.	9.02	35.344	0.5	38	431.	4.98	35.024	6.1
26	1344.	-0.86	34.909	11.5	38	361.	6.31	35.140	5.8
26	1010.	-0.60	34.906	10.0	38	292.	6.75	35.181	5.6
26	763.	-0.13	34.897	7.4	38	108.	7.81	35.232	4.5
26	408.	4.72	35.012	6.3	38	19.	8.78	35.320	0.3
26	154.	7.67	35.256	5.1	42	492.	8.07	35.270	5.8
27	1270.	-0.82	34.910	10.9	42	384.	8.27	35.286	5.6
27	918.	-0.55	34.907	9.0	42	354.	8.34	35.292	5.6
27	712.	-0.22	34.899	7.7	42	304.	8.46	35.302	5.3
27	208.	6.89	35.188	5.6	42	254.	8.72	35.332	4.9
27	25.	8.18	35.269	3.9	42	124.	8.77	35.316	1.1
28	1163.	-0.83	34.909	11.3	42	104.	8.83	35.325	1.7
28	814.	-0.46	34.904	8.9	42	56.	9.47	35.367	0.5

CHALLENGER 15 SAMPLE DATA (CONT)

STN	PRES DB	TEMP DEGC	SALIN PSU	SILICA MUMOL/L	STN	PRES DB	TEMP DEGC	SALIN PSU	SILICA MUMOL/L
42	13.	9.65	35.371	0.3	54	81.	8.58	35.308	2.7
43	978.	-0.86	34.909	9.4	54	24.	8.75	35.248	0.1
43	873.	-0.71	34.908	10.7	58	464.	7.73	35.221	5.8
43	764.	-0.35	34.905	9.5	58	358.	7.82	35.218	5.6
43	676.	0.42	34.910	8.5	58	307.	7.84	35.219	5.6
43	597.	2.18	34.945	7.4	58	257.	7.84	35.218	5.6
43	506.	4.38	35.015	6.8	58	207.	7.88	35.216	5.4
43	409.	5.93	35.105	6.7	58	157.	7.92	35.216	5.3
43	307.	6.95	35.188	6.2	58	108.	8.02	35.215	3.7
43	155.	8.27	35.288	5.5	58	32.	8.70	35.230	0.1
43	14.	9.43	35.363	0.9	60	964.	6.45	35.143	8.6
44	1033.	-0.83	34.909	11.6	60	939.	6.47	35.143	8.6
44	857.	-0.67	34.908	10.7	60	863.	7.05	35.181	7.6
44	710.	-0.49	34.904	9.6	60	763.	7.41	35.200	7.1
44	610.	-0.26	34.901	8.7	60	662.	7.60	35.198	6.4
44	511.	0.48	34.905	8.2	60	561.	7.80	35.220	5.8
44	411.	2.69	34.946	7.2	60	460.	7.85	35.219	5.6
44	361.	3.51	34.919	6.8	60	105.	7.96	35.206	5.3
44	259.	5.68	35.079	6.8	60	11.	9.13	35.221	0.7
44	157.	6.73	35.158	6.3	61	1108.	5.78	35.094	9.3
44	16.	8.78	35.281	0.0	61	955.	6.44	35.142	8.5
45	916.	-0.83	34.909	11.9	61	755.	7.52	35.186	6.9
45	810.	-0.74	34.909	11.0	61	608.	7.74	35.198	5.8
45	711.	-0.66	34.908	10.7	61	508.	7.82	35.208	5.6
45	609.	-0.53	34.904	9.5	61	407.	7.79	35.199	5.7
45	510.	-0.13	34.903	9.3	61	307.	7.84	35.200	5.7
45	407.	1.17	34.916	7.3	61	107.	8.25	35.252	5.2
45	306.	3.19	34.925	6.8	61	11.	9.05	35.228	0.7
45	208.	5.27	35.040	6.8	62	949.	0.91	34.962	9.0
45	104.	6.86	35.182	6.1	62	912.	5.97	35.126	8.5
45	12.	8.44	35.223	2.5	62	865.	6.30	35.119	8.4
46	728.	-0.63	34.906	10.9	62	819.	6.74	35.155	8.3
46	605.	-0.33	34.906	10.1	62	715.	7.22	35.177	7.5
46	508.	0.48	34.906	8.1	62	614.	7.67	35.206	6.1
46	407.	1.65	34.922	7.3	62	514.	7.83	35.208	5.6
46	356.	2.75	34.919	6.6	62	259.	7.87	35.218	5.5
46	307.	3.28	34.915	6.8	62	56.	8.29	35.206	2.2
46	255.	4.65	35.009	6.6	63	830.	-0.19	34.919	9.1
46	205.	5.35	35.050	6.6	63	808.	-0.17	34.921	9.1
46	104.	6.80	35.169	6.0	63	790.	-0.17	34.922	9.0
46	53.	7.76	35.210	5.5	63	769.	-0.02	34.923	9.0
50	537.	4.59	35.057	6.3	63	750.	0.59	34.949	8.7
50	457.	5.99	35.130	5.9	63	712.	5.86	35.138	7.9
50	407.	6.27	35.144	5.8	63	662.	7.18	35.181	7.5
50	357.	6.58	35.168	5.7	36	612.	7.43	35.199	6.8
50	307.	7.81	35.246	5.5	63	512.	7.77	35.211	5.7
50	257.	8.12	35.260	5.4	64	736.	0.11	34.913	8.2
50	206.	8.37	35.289	5.1	64	669.	1.34	34.946	7.5
50	157.	8.49	35.307	4.9	64	639.	3.55	35.038	6.9
50	106.	8.60	35.315	3.7	64	610.	6.26	35.154	6.7
50	55.	8.68	35.317	1.8	64	511.	7.63	35.208	6.4
52	781.	-0.57	34.908	9.6	64	410.	7.77	35.209	5.7
52	702.	-0.09	34.909	8.6	64	310.	7.84	35.215	5.5
52	607.	1.42	34.931	7.2	64	207.	7.85	35.214	5.6
52	557.	2.24	34.959	6.9	64	108.	7.89	35.211	5.5
52	510.	3.52	35.011	6.5	64	18.	8.98	35.218	0.7
52	459.	6.05	35.139	5.8	65	608.	3.95	35.044	6.2
52	409.	7.25	35.202	6.0	65	582.	4.54	35.070	6.2
52	207.	7.97	35.226	3.8	65	551.	5.76	35.127	5.9
52	14.	8.85	35.227	0.0	65	523.	6.18	35.153	6.1
54	459.	7.77	35.216	6.1	65	492.	7.12	35.198	6.0
54	314.	7.84	35.216	5.6	65	413.	7.73	35.206	5.8
54	208.	7.91	35.222	5.4	65	310.	7.80	35.209	5.6
54	107.	8.36	35.279	3.6	65	212.	7.81	35.209	5.6

CHALLENGER 15 SAMPLE DATA (CONT)

STN	PRES DB	TEMP DEGC	SALIN PSU	SILICA MUMOL/L	STN	PRES DB	TEMP DEGC	SALIN PSU	SILICA MUMOL/L
65	109.	7.85	35.209	5.6	76	13.	8.95	35.305	1.8
65	12.	8.58	35.213	2.3	77	609.	-0.53	34.911	9.8
66	389.	7.20	35.194	5.7	77	579.	-0.46	34.911	9.8
66	258.	7.92	35.225	5.4	77	550.	1.00	34.975	8.3
66	107.	8.58	35.306	3.2	77	519.	4.21	35.019	6.5
66	17.	9.05	35.295	1.1	77	461.	6.17	35.126	5.9
69	304.	7.27	35.206	5.0	77	412.	7.02	35.178	5.6
69	59.	8.23	35.266	3.1	77	309.	7.60	35.214	4.5
70	653.	0.76	34.926	7.4	77	160.	8.45	35.298	4.7
70	595.	1.59	34.946	7.1	77	11.	9.20	35.327	1.3
70	569.	2.52	34.980	6.7	78	547.	4.64	35.047	6.2
70	457.	5.79	35.126	5.7	78	536.	5.22	35.080	5.9
70	393.	6.80	35.181	5.3	78	481.	6.45	35.168	5.7
70	314.	7.52	35.217	5.4	78	409.	8.00	35.266	5.1
70	158.	7.94	35.228	5.1	78	310.	8.43	35.289	5.0
70	11.	8.90	35.296	0.6	78	208.	8.58	35.317	4.4
71	756.	-0.39	34.905	8.5	78	108.	8.73	35.325	2.8
71	624.	0.04	34.912	8.4	78	56.	8.82	35.328	1.7
71	607.	3.17	35.016	6.7	78	17.	9.16	35.326	1.1
71	584.	4.44	35.054	6.3	79	572.	6.86	35.217	5.9
71	554.	5.89	35.136	5.9	79	532.	7.34	35.239	5.7
71	508.	7.29	35.200	5.6	79	461.	7.88	35.233	5.8
71	411.	7.69	35.219	5.3	79	414.	8.03	35.237	5.7
71	310.	7.82	35.213	5.5	79	362.	8.09	35.242	5.5
71	158.	7.96	35.219	5.2	79	311.	8.20	35.258	5.4
71	12.	8.74	35.215	1.4	79	210.	8.35	35.276	5.2
72	852.	-0.50	34.907	9.1	79	108.	8.47	35.288	4.8
72	760.	-0.50	34.906	9.2	79	61.	8.55	35.274	3.2
72	712.	-0.49	34.909	9.3	79	17.	9.05	35.282	1.0
72	660.	3.01	35.038	7.7	84	923.	0.77	34.950	9.0
72	636.	5.76	35.135	6.0	84	893.	1.48	34.965	8.3
72	608.	6.49	35.163	5.6	84	838.	2.81	34.988	7.2
72	583.	7.14	35.191	5.3	84	762.	3.65	35.010	6.7
72	513.	7.30	35.198	5.3	84	663.	6.58	35.153	5.5
72	310.	7.86	35.217	5.2	84	512.	8.02	35.246	5.7
72	11.	8.75	35.217	1.0	84	312.	8.50	35.302	4.6
73	680.	0.09	34.935	8.8	84	109.	8.84	35.313	1.3
73	599.	7.03	35.183	6.1	84	59.	9.13	35.304	1.0
73	503.	7.58	35.213	4.9	85	1528.	4.34	34.989	11.0
73	404.	7.78	35.211	5.4	85	1421.	4.78	35.031	10.4
73	308.	7.84	35.213	5.3	85	1323.	5.20	35.060	10.2
73	208.	7.96	35.220	5.0	85	1224.	5.94	35.118	9.8
73	109.	8.40	35.262	2.3	85	1124.	7.02	35.190	8.7
73	17.	8.68	35.213	1.2	85	1024.	7.76	35.229	8.0
74	519.	7.76	35.216	5.3	85	924.	8.16	35.258	6.9
74	412.	7.83	35.217	5.4	85	516.	8.68	35.316	5.0
74	260.	7.89	35.219	5.3	85	12.	10.62	35.368	0.3
74	59.	8.32	35.209	2.4	86	1659.	4.06	34.974	11.9
75	518.	8.07	35.251	5.7	86	1165.	6.48	35.157	9.4
75	406.	8.21	35.262	5.5	86	900.	8.17	35.257	5.7
75	352.	8.29	35.269	5.4	86	709.	8.43	35.280	6.5
75	303.	8.41	35.286	5.2	86	514.	8.67	35.315	4.9
75	208.	8.50	35.298	4.9	86	311.	9.05	35.344	4.9
75	160.	8.54	35.298	4.3	86	109.	9.40	35.365	4.1
75	109.	8.55	35.286	3.4	86	16.	10.48	35.368	0.4
75	58.	8.86	35.291	1.6	87	652.	8.55	35.297	5.3
75	18.	9.30	35.309	0.8	87	503.	8.73	35.323	4.7
76	515.	6.00	35.123	5.9	87	307.	8.96	35.339	3.6
76	462.	7.16	35.193	5.3	87	176.	9.14	35.354	3.4
76	361.	8.06	35.268	5.1	87	24.	10.71	35.367	0.2
76	310.	8.28	35.284	5.1	88	308.	9.02	35.247	4.1
76	260.	8.25	35.268	4.6	88	208.	9.16	35.350	4.0
76	209.	8.19	35.256	4.1	88	106.	9.40	35.341	0.8
76	108.	8.43	35.262	3.0	88	26.	10.78	35.365	0.2